

## *Suburb Report*

Know your neighbourhood.



# Property Prices

## Median House Price\*

Median  
**\$1.09m**

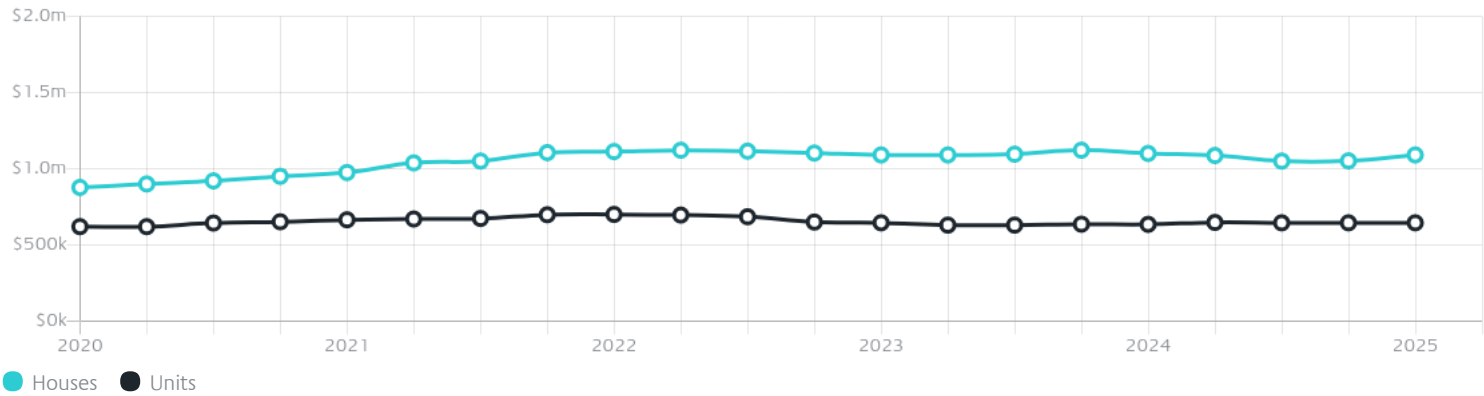
Quarterly Price Change  
**3.66% ↑**

## Median Unit Price\*

Median  
**\$645k**

Quarterly Price Change  
**0.00% ↓**

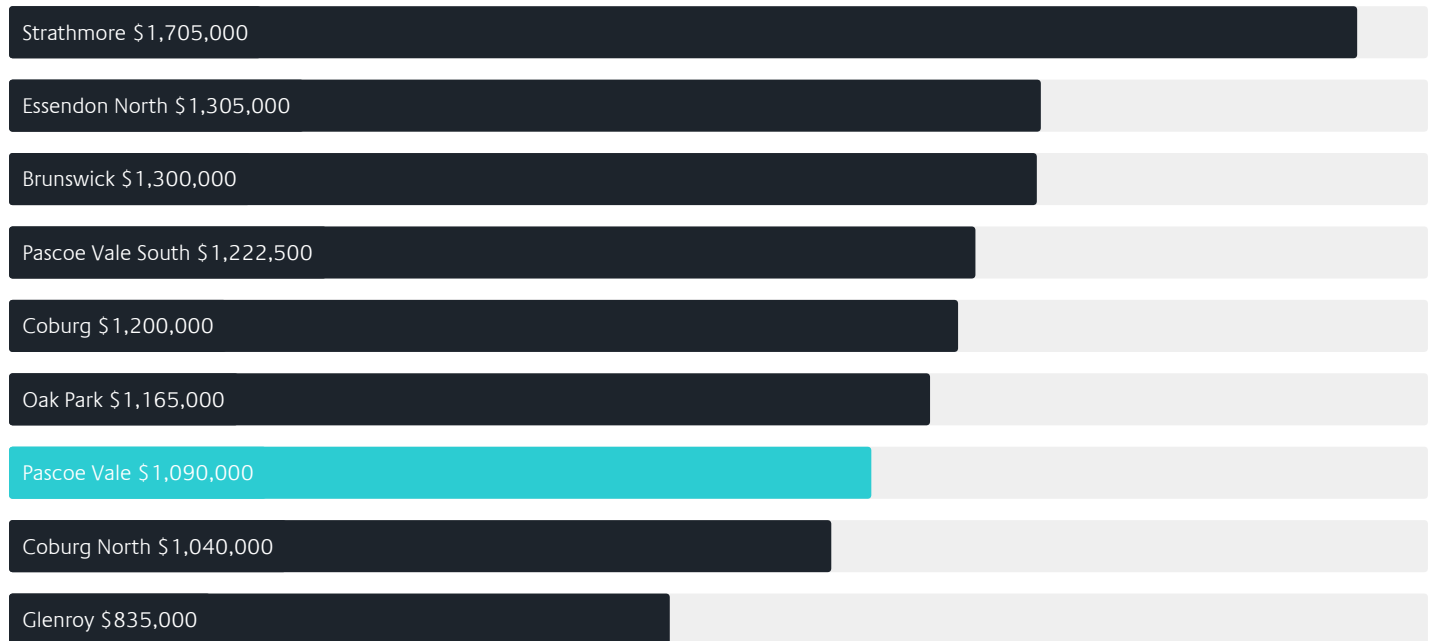
## Quarterly Price Change\*



# Surrounding Suburbs

---

## Median House Sale Price\*



## Median Unit Sale Price\*



# Sales Snapshot

Sale Method\*



● Auction 46%  
● Private 54%

Auction Clearance Rate\*

87.5%

Median Days on Market^

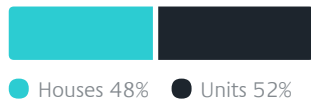
28 days

Average Hold Period\*

6.4 years

## Insights

Dwelling Type^



● Houses 48% ● Units 52%

Ownership^



● Owned Outright 31% ● Mortgaged 37% ● Rented 32%

Population^

18,171

Median Asking Rent per week\*

\$600

Population Growth^

6.57%

Rental Yield\*

2.98%

Median Age^













36 years

Median Household Size^













2.4 people

# Sold Properties~













Discover a snapshot of the most recent results for this suburb, to view the full 12 months of sales history, please go to [jellisraig.com.au/suburbinsights](https://jellisraig.com.au/suburbinsights)

Address	Bedrooms	Type	Price	Sold
 1/16-18 Arnold Ct Pascoe Vale	2	Unit	\$585,000	26 Apr 2025
 3/2 Bass St Pascoe Vale	3	Townhouse	\$910,000	24 Apr 2025
 62 View St Pascoe Vale	4	House	\$1,200,000	23 Apr 2025
 3/7 Danin St Pascoe Vale	3	Townhouse	\$865,000	16 Apr 2025
 4/6 Downs St Pascoe Vale	2	Villa	\$670,000	15 Apr 2025
 5/28 Danin St Pascoe Vale	2	Villa	\$638,000	14 Apr 2025
 1/6 Olive Gr Pascoe Vale	4	House	\$1,260,000	13 Apr 2025
 135 Essex St Pascoe Vale	3	House	\$1,200,000	12 Apr 2025
 8/10 Fawkner Rd Pascoe Vale	3	Townhouse	\$720,000	11 Apr 2025
 3/1 Ray St Pascoe Vale	3	Townhouse	\$960,000	11 Apr 2025
 2/28 Snell Gr Pascoe Vale	3	Townhouse	\$667,500	10 Apr 2025
 1/14 Landells Rd Pascoe Vale	3	Townhouse	\$765,000	08 Apr 2025

# Sold Properties~

Address	Bedrooms	Type	Price	Sold
 8/238 Boundary Rd Pascoe Vale	4	Townhouse	\$872,000	06 Apr 2025
 1/385 Gaffney St Pascoe Vale	2	Unit	\$720,000	05 Apr 2025
 46 Landells Rd Pascoe Vale	2	House	\$945,000	05 Apr 2025
 2/14 Bristol Rd Pascoe Vale	3	Villa	\$774,900	04 Apr 2025
 5/460 Gaffney St Pascoe Vale	3	Townhouse	\$690,000	04 Apr 2025
 8/33 Pascoe St Pascoe Vale	2	Unit	\$526,000	03 Apr 2025
 3/79 Park St Pascoe Vale	2	Unit	\$610,000	03 Apr 2025
 23 Quick St Pascoe Vale	3	House	\$1,235,000	02 Apr 2025
 3/3 Bristol Rd Pascoe Vale	3	Townhouse	\$750,000	31 Mar 2025
 1/308 Sussex St Pascoe Vale	3	Townhouse	\$914,000	31 Mar 2025
 2/8 Lake Av Pascoe Vale	2	Unit	\$565,000	29 Mar 2025
 31 Snell Gr Pascoe Vale	5	House	\$1,350,000	29 Mar 2025

# Sold Properties~

Address	Bedrooms	Type	Price	Sold
 20 Caringa St Pascoe Vale	3	House	\$860,000	29 Mar 2025
 1a South St PASCOE VALE	2	Townhouse	\$575,000	29 Mar 2025
 4/11 Plymouth Av Pascoe Vale	2	Unit	\$646,000	28 Mar 2025
 5/162-166 Cumberland Rd Pascoe Vale	2	Villa	\$485,000	28 Mar 2025
 7 Longview St Pascoe Vale	3	House	\$1,080,000	28 Mar 2025
 4/58 View St Pascoe Vale	2	Townhouse	\$565,000	27 Mar 2025
 6/52 Kent Rd Pascoe Vale	2	Townhouse	\$725,000	27 Mar 2025
 9/20 Avoca Cr Pascoe Vale	2	Villa	\$687,100	26 Mar 2025
 2/2 Essex St Pascoe Vale	3	Townhouse	\$830,000	26 Mar 2025
 1 Mcloughlin Ct Pascoe Vale	3	House	\$1,010,000	25 Mar 2025
 2/4 Kitchener Rd Pascoe Vale	3	Townhouse	\$990,000	25 Mar 2025
 34 Kent Rd Pascoe Vale	3	House	\$1,169,000	24 Mar 2025



Pascoe Vale Office  
84 Cumberland Road, Pascoe Vale  
03 9989 9575

[jelliscraig.com.au](http://jelliscraig.com.au)

Data is current as of PDF generation date 01/05/2025

\* Updated Quarterly for the past 12 months

^ Updated daily for the past quarter

~ Updated daily: 33 recent results.

This publication contains data, analytics, statistics and other information supplied by PROPERTYDATAONLINE PTY LTD (PropertyData). The data provided in this publication is of a general nature and should not be construed as specific advice or relied upon in lieu of appropriate professional advice.

PropertyData relies upon data supplied by third parties and while the data is checked and reviewed, PropertyData does not warrant the accuracy or completeness of the information to the full extent permitted by the law and excludes all loss or damage howsoever arising (including through negligence) in connection with the data supplied by PropertyData. The State of Victoria owns the copyright in the Property Sales Data and reproduction of that data in any way without the consent of the State of Victoria will constitute a breach of the Copyright Act 1968 (cth). The State of Victoria does not warrant the accuracy or completeness of the Property Sales Data and any person using or relying upon such information does so on the basis that the State of Victoria accepts no responsibility or liability whatsoever for any errors, faults, defects or omissions in the information supplied.