

Suburb Report

Know your neighbourhood.



Property Prices

Median House Price*

Median

\$878k

Quarterly Price Change

-0.62% ↓

Median Unit Price*

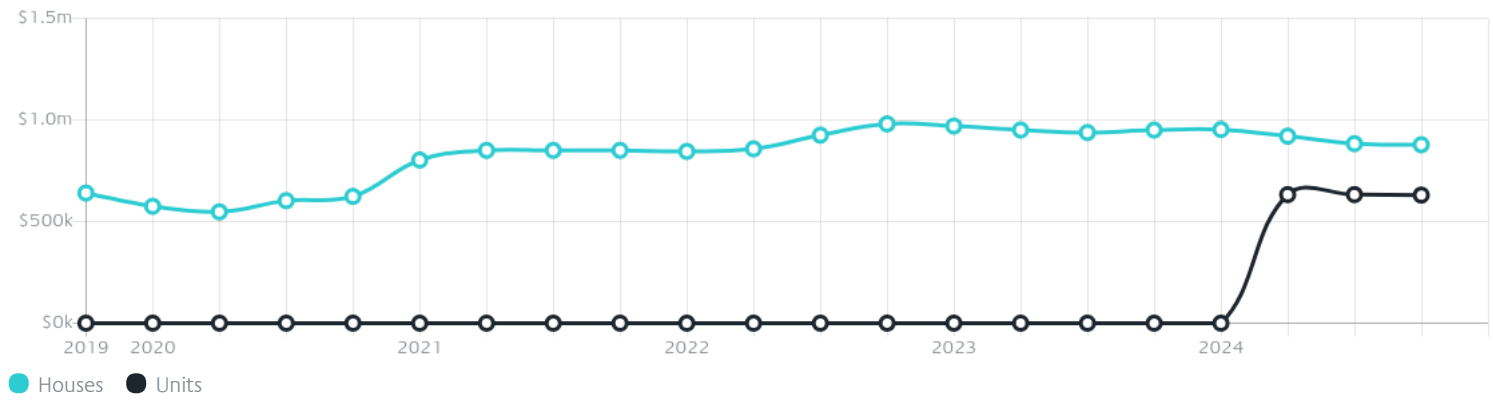
Median

\$630k

Quarterly Price Change

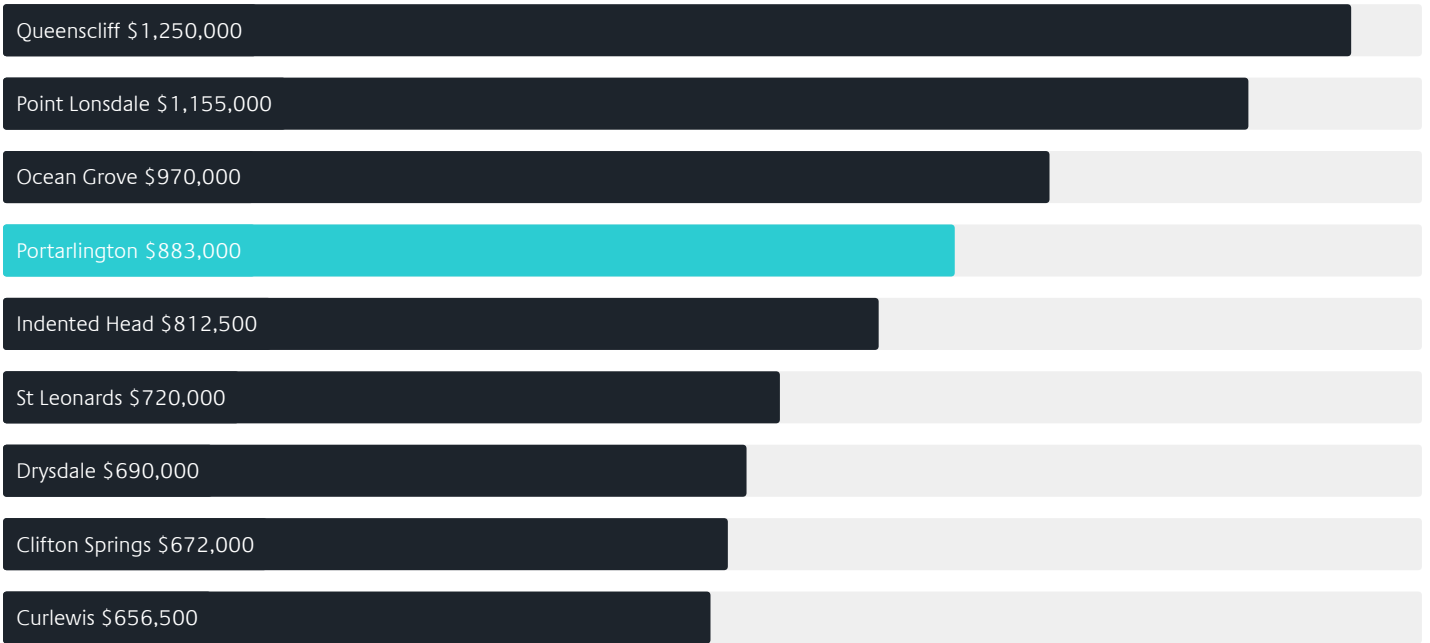
-0.39% ↓

Quarterly Price Change*



Surrounding Suburbs

Median House Sale Price*



Median Unit Sale Price*



Sales Snapshot

Sale Method^{*}



● Auction 12%
● Private 88%

Auction Clearance Rate^{*}

100%

Median Days on Market[^]

80 days

Average Hold Period^{*}

4.7 years

Insights

Dwelling Type[^]



● Houses 91% ● Units 9%

Ownership[^]



● Owned Outright 61% ● Mortgaged 22% ● Rented 17%

Population[^]

4,436

Median Asking Rent per week^{*}

\$480

Median Age[^]

62 years

Rental Yield^{*}













2.81%

Median Household Size[^]













2 people

Sold Properties~













Discover a snapshot of the most recent results for this suburb, to view the full 12 months of sales history, please go to jellisraig.com.au/suburbinsights

Address	Bedrooms	Type	Price	Sold
 71 The Esplanade Portarlington	4	House	\$1,480,000	24 Jan 2025
 20 Denver Dr Portarlington	3	House	\$780,000	23 Jan 2025
 80 Payne St Portarlington	4	House	\$895,000	10 Jan 2025
 3/58 Willis St Portarlington	2	Unit	\$630,000	13 Dec 2024
 1/140 Newcombe St Portarlington	3	House	\$765,000	10 Dec 2024
 13 Hayman St Portarlington	3	House	\$730,000	03 Dec 2024
 16 Newcombe St Portarlington	3	House	\$1,911,000	29 Nov 2024
 2/14-16 Park St Portarlington	2	Unit	\$520,000	22 Nov 2024
 2/14 Park St Portarlington	2	Flat/Unit/Apartment	\$520,000	22 Nov 2024
 28 Valerie Av Portarlington	3	House	\$164,475	20 Nov 2024
 8 The Panorama Portarlington	4	House	\$690,000	14 Nov 2024
 1/97 Fenwick St Portarlington	2	Unit	\$480,000	14 Nov 2024

Sold Properties~

Address	Bedrooms	Type	Price	Sold
 4 Pieris Ct Portarlington	5	House	\$1,350,000	13 Nov 2024
 67 Stevens St PORTARLINGTON	4	House	\$1,200,000	02 Nov 2024
 1 / 168 Willis St Portarlington	3	House	\$490,000	31 Oct 2024
 64 Hereford St Portarlington	3	House	\$800,000	31 Oct 2024
 168a Willis St Portarlington	3	House	\$490,000	16 Oct 2024
 40 Arlington St Portarlington	3	House	\$750,000	12 Oct 2024
 1 Holly Ct Portarlington	3	House	\$670,000	26 Sep 2024
 1 / 110 Ramblers Rd Portarlington	4	Flat/Unit/Apartment	\$1,300,000	26 Sep 2024
 7 Drysdale St Portarlington	3	House	\$1,525,000	24 Sep 2024
 49 The Rise Portarlington	4	House	\$852,500	17 Sep 2024
 50 Ramblers Rd Portarlington	4	House	\$2,450,000	12 Sep 2024
 12 The Esplanade Portarlington	3	House	\$2,000,000	07 Sep 2024

Sold Properties~

Address	Bedrooms	Type	Price	Sold
 8 Spencer Av Portarlington	3	House	\$765,000	04 Sep 2024
 23 Darryl St Portarlington	3	House	\$834,000	27 Aug 2024
 7 Skipper Way Portarlington	3	House	\$749,000	12 Aug 2024
 2/66 Fenwick St Portarlington	4	House	\$1,050,000	08 Aug 2024
 3/18 Reaby St Portarlington	3	House	\$1,175,000	02 Aug 2024
 2/143 Fenwick St Portarlington	2	Townhouse	\$705,000	01 Aug 2024
 110 Willis St Portarlington	3	House	\$614,000	01 Aug 2024
 44 Flagstaff Dr Portarlington	3	House	\$875,000	29 Jul 2024
 5 Alison St Portarlington	4	House	\$900,000	23 Jul 2024
 23 Hereford St Portarlington	2	House	\$640,000	18 Jul 2024
 19 Gellibrand St Portarlington	4	House	\$1,425,000	18 Jul 2024
 3/72 Newcombe St Portarlington	2	Strata Unit/Flat	\$750,000	27 Jun 2024



jellisraig.com.au

Data is current as of PDF generation date 01/02/2025

* Updated Quarterly for the past 12 months

^ Updated daily for the past quarter

~ Updated daily: 33 recent results.

This publication contains data, analytics, statistics and other information supplied by PROPERTYDATAONLINE PTY LTD (PropertyData). The data provided in this publication is of a general nature and should not be construed as specific advice or relied upon in lieu of appropriate professional advice.

PropertyData relies upon data supplied by third parties and while the data is checked and reviewed, PropertyData does not warrant the accuracy or completeness of the information to the full extent permitted by the law and excludes all loss or damage howsoever arising (including through negligence) in connection with the data supplied by PropertyData. The State of Victoria owns the copyright in the Property Sales Data and reproduction of that data in any way without the consent of the State of Victoria will constitute a breach of the Copyright Act 1968 (cth). The State of Victoria does not warrant the accuracy or completeness of the Property Sales Data and any person using or relying upon such information does so on the basis that the State of Victoria accepts no responsibility or liability whatsoever for any errors, faults, defects or omissions in the information supplied.