

Suburb Report

Know your neighbourhood.



Property Prices

Median House Price*

Median
\$835k

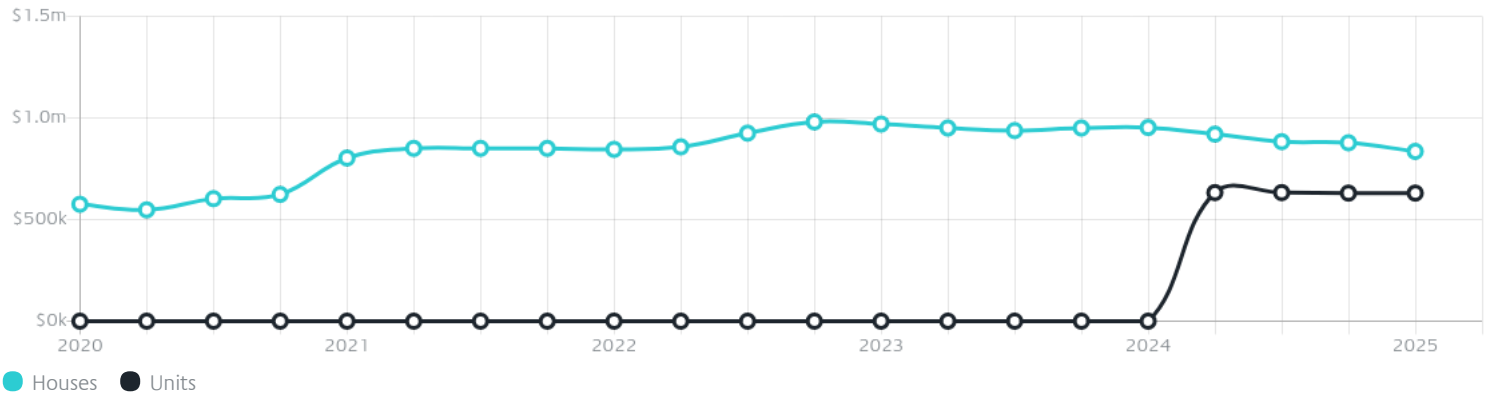
Quarterly Price Change
-4.84% ↓

Median Unit Price*

Median
\$630k

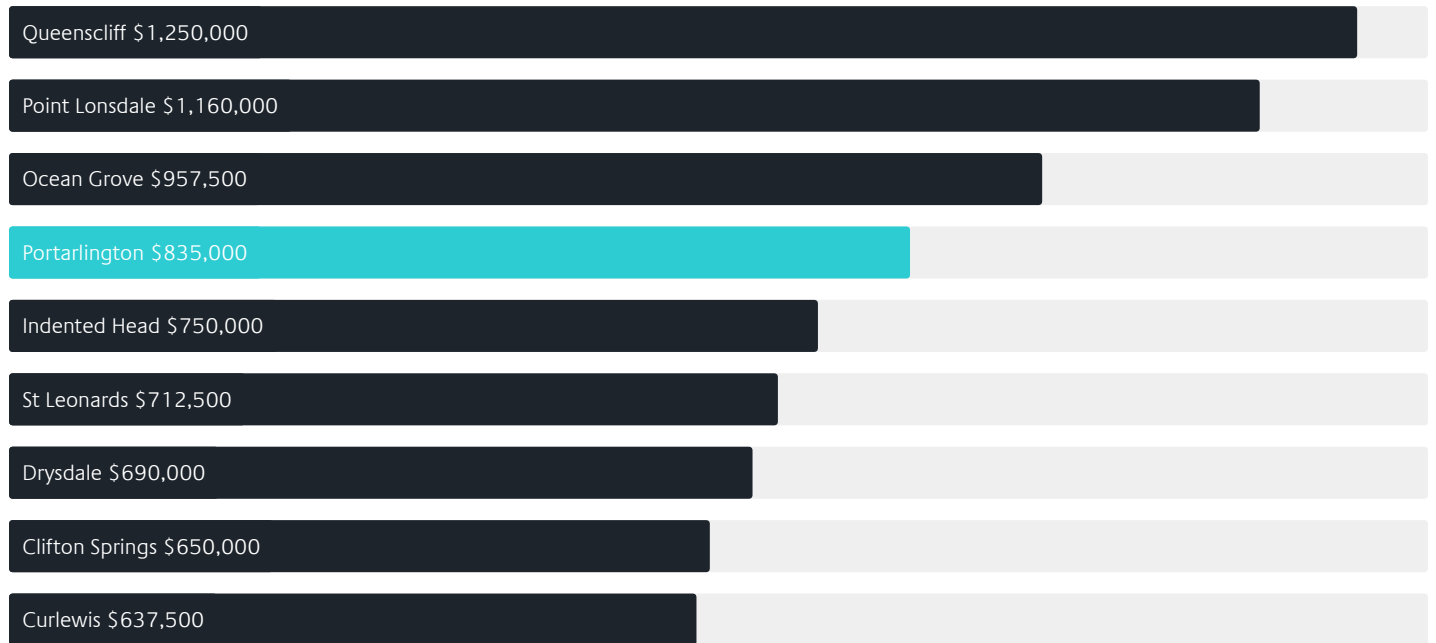
Quarterly Price Change
0.00% ↓

Quarterly Price Change*



Surrounding Suburbs

Median House Sale Price*



Median Unit Sale Price*



Sales Snapshot

Sale Method^{*}



● Private 100%

Median Days on Market[^]

89 days

Average Hold Period^{*}

4.7 years

Insights

Dwelling Type[^]



● Houses 91% ● Units 9%

Ownership[^]



● Owned Outright 61% ● Mortgaged 22% ● Rented 17%

Population[^]

4,436

Median Asking Rent per week^{*}

\$480

Median Age[^]

62 years

Rental Yield^{*}













2.81%

Median Household Size[^]













2 people

Sold Properties~













Discover a snapshot of the most recent results for this suburb, to view the full 12 months of sales history, please go to jellisicraig.com.au/suburbinsights

Address	Bedrooms	Type	Price	Sold
 190b Newcombe St Portarlington	3	House	\$860,000	26 Jun 2025
 6 Rosemary Ct Portarlington	5	House	\$1,050,000	24 Jun 2025
 7 Hereford St Portarlington	3	House	\$870,000	16 Jun 2025
 6 Pieris Ct Portarlington	6	House	\$960,000	13 Jun 2025
 19 Flagstaff Dr Portarlington	4	House	\$890,000	10 Jun 2025
 14 Lincoln Dr Portarlington	3	House	\$715,000	08 Jun 2025
 88 Ramblers Rd Portarlington	3	House	\$1,700,000	29 May 2025
 69 Hereford St Portarlington	2	House	\$630,000	28 May 2025
 41 Flagstaff Dr Portarlington	4	House	\$800,000	15 May 2025
 198 Newcombe St Portarlington	3	House	\$580,000	09 May 2025
 1 / 29-31 Drysdale St PORTARLINGTON	2	Unit	\$520,000	07 May 2025
 54a Hereford St Portarlington	4	House	\$890,000	30 Apr 2025

Sold Properties~

Address	Bedrooms	Type	Price	Sold
 133 Geelong Rd Portarlington	2	House	\$1,200,000	29 Apr 2025
 49 Hawthorn St Portarlington	4	House	\$935,000	28 Apr 2025
 35 Hood Rd Portarlington	5	House	\$920,000	24 Apr 2025
 43 Mueller St PORTARLINGTON	3	House	\$700,000	22 Apr 2025
 1 / 158 Fenwick St Portarlington	3	House	\$830,000	17 Apr 2025
 4 Willis St Portarlington	4	House	\$1,035,000	16 Apr 2025
 14 Alison St Portarlington	3	House	\$630,000	09 Apr 2025
 22 Evandale Av Portarlington	3	House	\$710,000	08 Apr 2025
 85 Simson St PORTARLINGTON	3	House	\$795,000	03 Apr 2025
 21 Waterview Cl Portarlington	4	House	\$900,000	02 Apr 2025
 42 Willis St Portarlington	3	House	\$845,000	18 Mar 2025
 28 Point Richards Rd Portarlington	4	House	\$1,240,000	07 Mar 2025

Sold Properties~

Address	Bedrooms	Type	Price	Sold
 32 Nottingham St Portarlington	3	House	\$900,000	07 Mar 2025
 16 Nottingham St Portarlington	3	House	\$385,000	07 Mar 2025
 4 Darryl St Portarlington	2	House	\$600,000	02 Mar 2025
 24 Golden Gr Portarlington	3	House	\$970,000	27 Feb 2025
 5/71 Langdon St Portarlington	2	Flat/Unit/Apartment	\$473,000	27 Feb 2025
 17 Gellibrand St Portarlington	2	Unit	\$670,000	26 Feb 2025
 98 Ramblers Rd Portarlington	4	House	\$2,240,000	26 Feb 2025
 12 Hawthorn St Portarlington	4	House	\$780,000	24 Feb 2025
 2/145 Newcombe St Portarlington	2	Unit	\$495,000	24 Feb 2025
 73 Fenwick St Portarlington	3	House	\$870,000	19 Feb 2025
 24 Alison St Portarlington	4	House	\$1,050,000	17 Feb 2025
 37 Geelong Rd Portarlington	5	House	\$810,000	17 Feb 2025



jelliscraig.com.au

Data is current as of PDF generation date 01/07/2025

* Updated Quarterly for the past 12 months

^ Updated daily for the past quarter

~ Updated daily: 33 recent results.

This publication contains data, analytics, statistics and other information supplied by PROPERTYDATAONLINE PTY LTD (PropertyData). The data provided in this publication is of a general nature and should not be construed as specific advice or relied upon in lieu of appropriate professional advice.

PropertyData relies upon data supplied by third parties and while the data is checked and reviewed, PropertyData does not warrant the accuracy or completeness of the information to the full extent permitted by the law and excludes all loss or damage howsoever arising (including through negligence) in connection with the data supplied by PropertyData. The State of Victoria owns the copyright in the Property Sales Data and reproduction of that data in any way without the consent of the State of Victoria will constitute a breach of the Copyright Act 1968 (cth). The State of Victoria does not warrant the accuracy or completeness of the Property Sales Data and any person using or relying upon such information does so on the basis that the State of Victoria accepts no responsibility or liability whatsoever for any errors, faults, defects or omissions in the information supplied.