

## *Suburb Report*

Know your neighbourhood.



# Property Prices

## Median House Price\*

Median  
**\$835k**


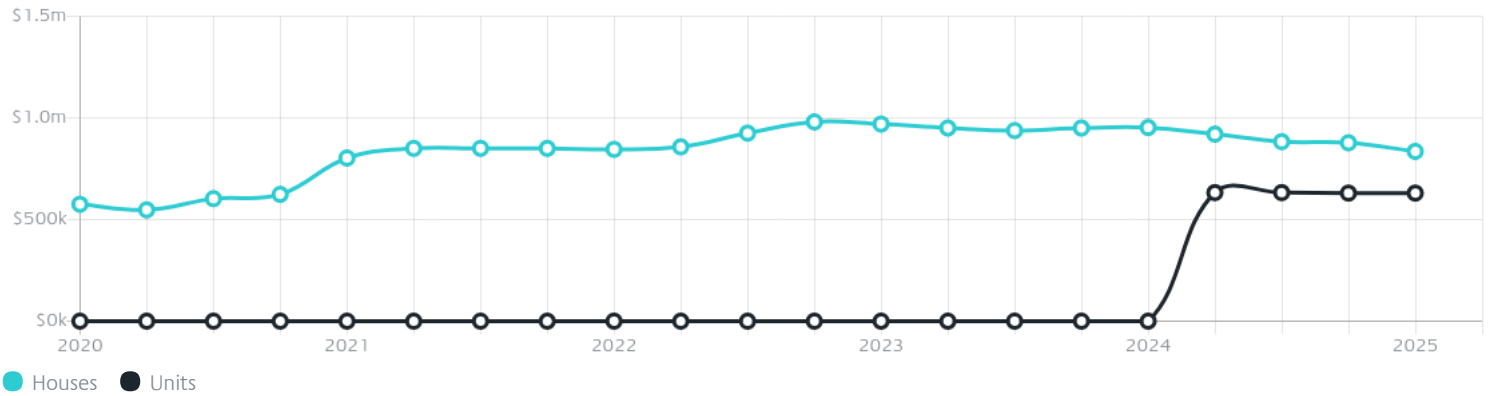
Quarterly Price Change  
**-4.84% ↓**

## Median Unit Price\*

Median  
**\$630k**

Quarterly Price Change  
**0.00% ↓**

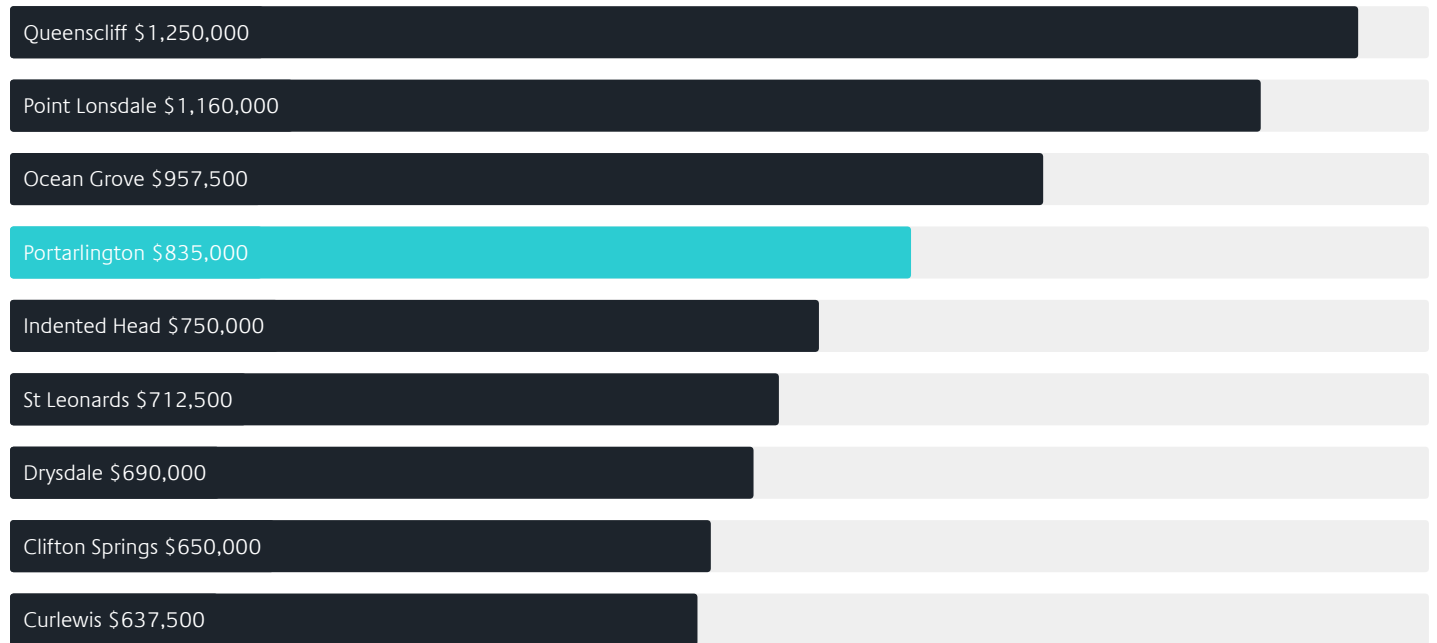
## Quarterly Price Change\*




# Surrounding Suburbs

---

## Median House Sale Price\*



## Median Unit Sale Price\*



# Sales Snapshot

## Sale Method<sup>\*</sup>



● Private 100%

## Median Days on Market<sup>^</sup>

100 days

## Average Hold Period<sup>\*</sup>

4.7 years

# Insights

## Dwelling Type<sup>^</sup>



● Houses 91% ● Units 9%

## Ownership<sup>^</sup>



● Owned Outright 61% ● Mortgaged 22% ● Rented 17%

## Population<sup>^</sup>

4,436

## Median Asking Rent per week<sup>\*</sup>

\$480

## Median Age<sup>^</sup>

62 years

## Rental Yield<sup>\*</sup>













2.81%

## Median Household Size<sup>^</sup>













2 people

# Sold Properties~

Discover a snapshot of the most recent results for this suburb, to view the full 12 months of sales history, please go to [jellisraig.com.au/suburbinsights](https://jellisraig.com.au/suburbinsights)













Address	Bedrooms	Type	Price	Sold
 69 Hereford St Portarlington	2	House	\$630,000	28 May 2025
 41 Flagstaff Dr Portarlington	4	House	\$800,000	15 May 2025
 198 Newcombe St Portarlington	3	House	\$580,000	09 May 2025
 1/29-31 Drysdale St PORTARLINGTON	2	Unit	\$520,000	07 May 2025
 54a Hereford St Portarlington	4	House	\$890,000	30 Apr 2025
 49 Hawthorn St Portarlington	4	House	\$935,000	28 Apr 2025
 35 Hood Rd Portarlington	5	House	\$920,000	24 Apr 2025
 1/158 Fenwick St Portarlington	3	House	\$830,000	17 Apr 2025
 4 Willis St Portarlington	4	House	\$1,035,000	16 Apr 2025
 14 Alison St Portarlington	3	House	\$630,000	09 Apr 2025
 22 Evandale Av Portarlington	3	House	\$710,000	08 Apr 2025
 85 Simson St PORTARLINGTON	3	House	\$795,000	03 Apr 2025

# Sold Properties~

Address	Bedrooms	Type	Price	Sold
 21 Waterview Cl Portarlinton	4	House	\$900,000	02 Apr 2025
 42 Willis St Portarlinton	3	House	\$845,000	18 Mar 2025
 28 Point Richards Rd Portarlinton	4	House	\$1,240,000	07 Mar 2025
 32 Nottingham St Portarlinton	3	House	\$900,000	07 Mar 2025
 16 Nottingham St Portarlinton	3	House	\$385,000	07 Mar 2025
 4 Darryl St Portarlinton	2	House	\$600,000	02 Mar 2025
 24 Golden Gr Portarlinton	3	House	\$970,000	27 Feb 2025
 5/71 Langdon St Portarlinton	2	Flat/Unit/Apartment	\$473,000	27 Feb 2025
 98 Ramblers Rd Portarlinton	4	House	\$2,240,000	26 Feb 2025
 17 Gellibrand St Portarlinton	2	Unit	\$670,000	26 Feb 2025
 12 Hawthorn St Portarlinton	4	House	\$780,000	24 Feb 2025
 2/145 Newcombe St Portarlinton	2	Unit	\$495,000	24 Feb 2025



# Sold Properties~

Address	Bedrooms	Type	Price	Sold
 73 Fenwick St Portarlington	3	House	\$870,000	19 Feb 2025
 24 Alison St Portarlington	4	House	\$1,050,000	17 Feb 2025
 37 Geelong Rd Portarlington	5	House	\$810,000	17 Feb 2025
 149 Newcombe St Portarlington	2	House	\$750,000	17 Feb 2025
 4/72 Fenwick St Portarlington	2	Unit	\$600,000	11 Feb 2025
 35 Hereford St Portarlington	3	House	\$660,000	11 Feb 2025
 16 Darryl St Portarlington	3	House	\$730,000	10 Feb 2025
 115 Geelong Rd Portarlington	4	House	\$711,500	07 Feb 2025
 62-70 Hood Rd Portarlington	3	House	\$1,515,000	07 Feb 2025
 166 Willis St Portarlington	4	House	\$770,000	04 Feb 2025
 71 The Esplanade Portarlington	4	House	\$1,480,000	24 Jan 2025
 92 Geelong Rd Portarlington	2	House	\$450,000	24 Jan 2025



[jelliscraig.com.au](https://jelliscraig.com.au)

Data is current as of PDF generation date 01/06/2025

\* Updated Quarterly for the past 12 months

^ Updated daily for the past quarter

~ Updated daily: 33 recent results.

This publication contains data, analytics, statistics and other information supplied by PROPERTYDATAONLINE PTY LTD (PropertyData). The data provided in this publication is of a general nature and should not be construed as specific advice or relied upon in lieu of appropriate professional advice.

PropertyData relies upon data supplied by third parties and while the data is checked and reviewed, PropertyData does not warrant the accuracy or completeness of the information to the full extent permitted by the law and excludes all loss or damage howsoever arising (including through negligence) in connection with the data supplied by PropertyData. The State of Victoria owns the copyright in the Property Sales Data and reproduction of that data in any way without the consent of the State of Victoria will constitute a breach of the Copyright Act 1968 (cth). The State of Victoria does not warrant the accuracy or completeness of the Property Sales Data and any person using or relying upon such information does so on the basis that the State of Victoria accepts no responsibility or liability whatsoever for any errors, faults, defects or omissions in the information supplied.