

Suburb Report

Know your neighbourhood.



Property Prices

Median House Price*

Median
\$835k

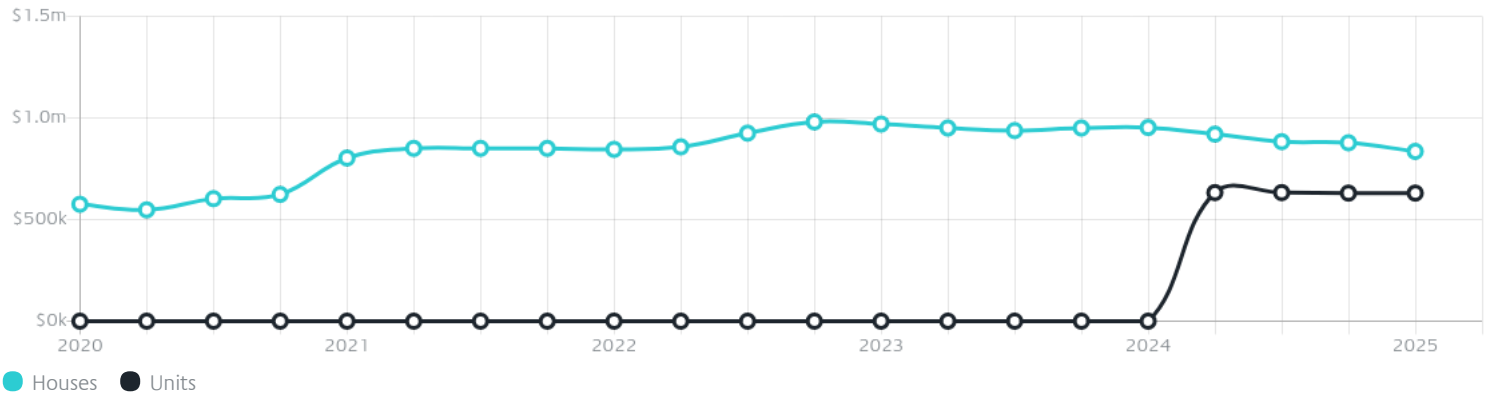
Quarterly Price Change
-4.84% ↓

Median Unit Price*

Median
\$630k

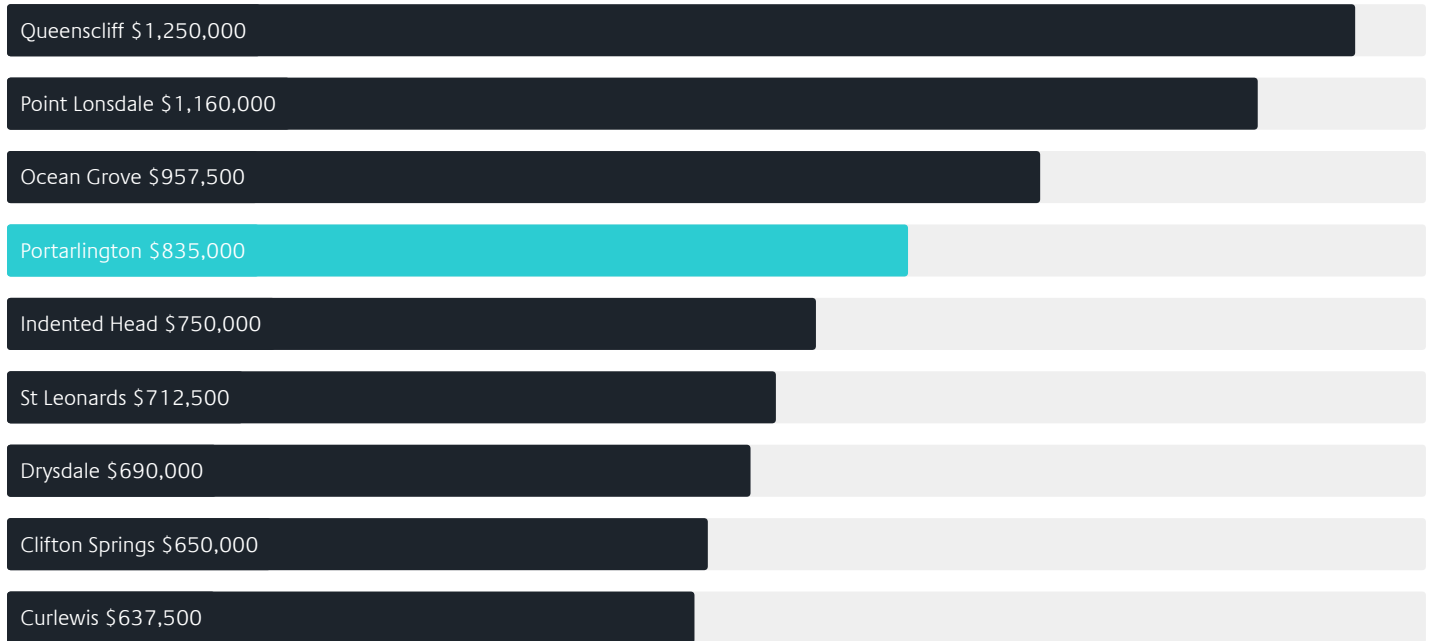
Quarterly Price Change
0.00% ↓

Quarterly Price Change*



Surrounding Suburbs

Median House Sale Price*



Median Unit Sale Price*



Sales Snapshot

Sale Method^{*}



● Private 100%

Median Days on Market[^]

123 days

Average Hold Period^{*}

4.7 years

Insights

Dwelling Type[^]



● Houses 91% ● Units 9%

Ownership[^]



● Owned Outright 61% ● Mortgaged 22% ● Rented 17%

Population[^]

4,436

Median Asking Rent per week^{*}

\$480

Median Age[^]

62 years

Rental Yield^{*}













2.81%

Median Household Size[^]













2 people

Sold Properties~













Discover a snapshot of the most recent results for this suburb, to view the full 12 months of sales history, please go to jellisraig.com.au/suburbinsights

Address	Bedrooms	Type	Price	Sold
 1/158 Fenwick St Portarlington	3	House	\$830,000	17 Apr 2025
 4 Willis St Portarlington	4	House	\$1,035,000	16 Apr 2025
 14 Alison St Portarlington	3	House	\$630,000	09 Apr 2025
 22 Evandale Av Portarlington	3	House	\$710,000	08 Apr 2025
 85 Simson St PORTARLINGTON	3	House	\$795,000	03 Apr 2025
 21 Waterview Cl Portarlington	4	House	\$900,000	02 Apr 2025
 42 Willis St Portarlington	3	House	\$845,000	18 Mar 2025
 28 Point Richards Rd Portarlington	4	House	\$1,240,000	07 Mar 2025
 32 Nottingham St Portarlington	3	House	\$900,000	07 Mar 2025
 4 Darryl St Portarlington	2	House	\$600,000	02 Mar 2025
 24 Golden Gr Portarlington	3	House	\$970,000	27 Feb 2025
 5/71 Langdon St Portarlington	2	Flat/Unit/Apartment	\$473,000	27 Feb 2025

Sold Properties~

Address	Bedrooms	Type	Price	Sold
 98 Ramblers Rd Portarlington	4	House	\$2,240,000	26 Feb 2025
 17 Gellibrand St Portarlington	2	Unit	\$670,000	26 Feb 2025
 12 Hawthorn St Portarlington	4	House	\$780,000	24 Feb 2025
 2/145 Newcombe St Portarlington	2	Unit	\$495,000	24 Feb 2025
 73 Fenwick St Portarlington	3	House	\$870,000	19 Feb 2025
 37 Geelong Rd Portarlington	5	House	\$810,000	17 Feb 2025
 24 Alison St Portarlington	4	House	\$1,050,000	17 Feb 2025
 4/72 Fenwick St Portarlington	2	Unit	\$600,000	11 Feb 2025
 35 Hereford St Portarlington	3	House	\$660,000	11 Feb 2025
 16 Darryl St Portarlington	3	House	\$730,000	10 Feb 2025
 115 Geelong Rd Portarlington	4	House	\$711,500	07 Feb 2025
 62-70 Hood Rd Portarlington	3	House	\$1,515,000	07 Feb 2025

Sold Properties~

Address	Bedrooms	Type	Price	Sold
 166 Willis St Portarlington	4	House	\$770,000	04 Feb 2025
 71 The Esplanade Portarlington	4	House	\$1,480,000	24 Jan 2025
 92 Geelong Rd Portarlington	2	House	\$450,000	24 Jan 2025
 20 Denver Dr Portarlington	3	House	\$780,000	23 Jan 2025
 116 Smythe St Portarlington	4	House	\$950,000	22 Jan 2025
 9 Danielle Ct Portarlington	3	House	\$930,000	21 Jan 2025
 61 Tower Rd Portarlington	3	House	\$630,000	13 Jan 2025
 80 Payne St Portarlington	4	House	\$895,000	10 Jan 2025
 27 High St Portarlington	3	House	\$775,000	23 Dec 2024
 3/58 Willis St Portarlington	2	Unit	\$630,000	13 Dec 2024
 1/140 Newcombe St Portarlington	3	House	\$765,000	10 Dec 2024
 13 Hayman St Portarlington	3	House	\$730,000	03 Dec 2024



jelliscraig.com.au

Data is current as of PDF generation date 01/05/2025

* Updated Quarterly for the past 12 months

^ Updated daily for the past quarter

~ Updated daily: 33 recent results.

This publication contains data, analytics, statistics and other information supplied by PROPERTYDATAONLINE PTY LTD (PropertyData). The data provided in this publication is of a general nature and should not be construed as specific advice or relied upon in lieu of appropriate professional advice.

PropertyData relies upon data supplied by third parties and while the data is checked and reviewed, PropertyData does not warrant the accuracy or completeness of the information to the full extent permitted by the law and excludes all loss or damage howsoever arising (including through negligence) in connection with the data supplied by PropertyData. The State of Victoria owns the copyright in the Property Sales Data and reproduction of that data in any way without the consent of the State of Victoria will constitute a breach of the Copyright Act 1968 (cth). The State of Victoria does not warrant the accuracy or completeness of the Property Sales Data and any person using or relying upon such information does so on the basis that the State of Victoria accepts no responsibility or liability whatsoever for any errors, faults, defects or omissions in the information supplied.