

JellisCraig

PORTARLINGTON

Suburb Report

Know your neighbourhood.



PORTARLINGTON SUBURB REPORT

Median House Price*


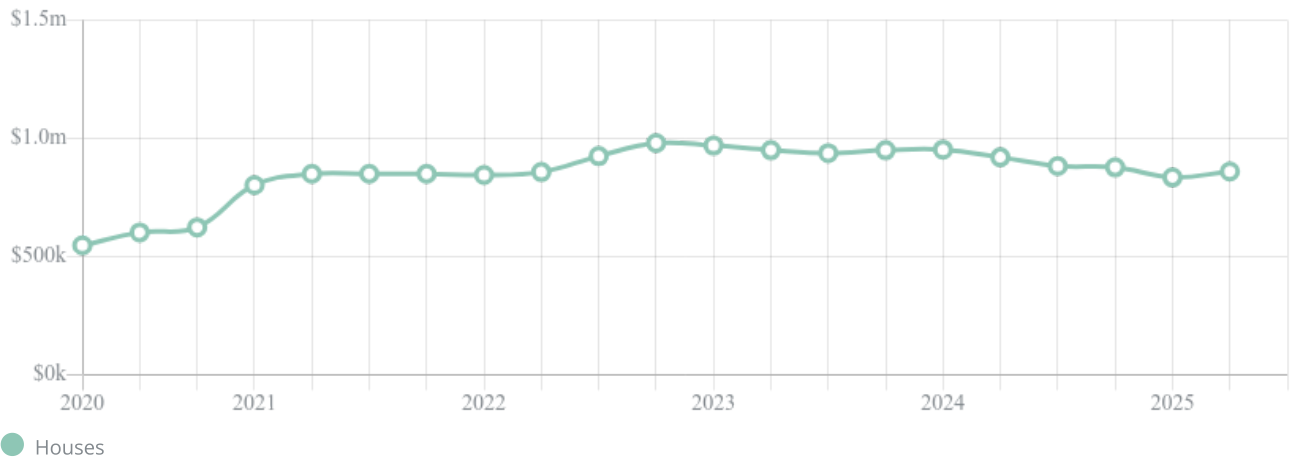
Median

\$860k

Quarterly Price Change

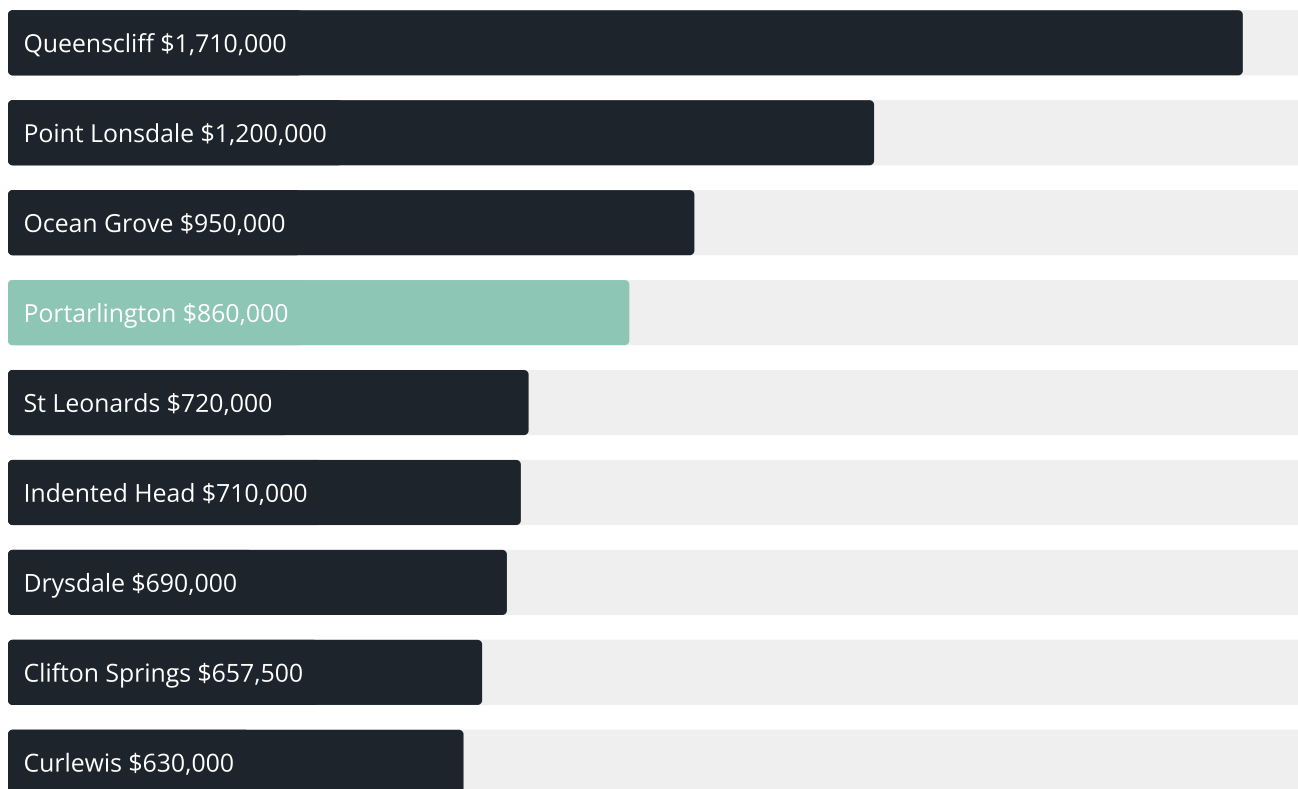
2.99% ↑

Quarterly Price Change*



PORTARLINGTON SUBURB REPORT

Median House Sale Price^{*}



Median Unit Sale Price^{*}



PORTARLINGTON SUBURB REPORT

Sale Method^{*}

● Private 100%

Median Days on Market[^]

169 days

Average Hold Period^{*}

4.7 years

Dwelling Type[^]

● Houses 91% ● Units 9%

Ownership[^]

● Owned Outright 61% ● Mortgaged 22% ● Rented 17%

Population[^]

4,436

Median Asking Rent per week^{*}

\$485

Median Age[^]

62 years

Rental Yield^{*}











2.81%

Median Household Size[^]











2 people

PORTARLINGTON SUBURB REPORT











Discover a snapshot of the most recent results for this suburb, to view the full 12 months of sales history, please go to jellisraig.com.au/suburbinsights

Address	Bedrooms	Type	Price	Sold
 124 Sproat St Portarlington	3	House	\$660,000	18 Sep 2025
 6 Spencer Av Portarlington	3	House	\$645,000	12 Sep 2025
 2/22 Smythe St Portarlington	3	House	\$750,000	08 Sep 2025
 77 Hereford St Portarlington	5	House	\$1,125,000	08 Sep 2025
 18 Willis St Portarlington	3	House	\$740,000	02 Sep 2025
 13 Batman St Portarlington	5	House	\$2,250,000	02 Sep 2025
 1/7 Ventura St Portarlington	3	Unit	\$649,000	30 Aug 2025
 1 Alison St Portarlington	3	House	\$850,000	20 Aug 2025
 45 Smythe St Portarlington	3	House	\$700,000	20 Aug 2025
 24 Willis St Portarlington	3	House	\$885,000	19 Aug 2025

PORTARLINGTON SUBURB REPORT

Address	Bedrooms	Type	Price	Sold
 22 Sunset Blvd Portarlington	2	House	\$630,000	14 Aug 2025
 20 Welfare St Portarlington	3	House	\$345,000	12 Aug 2025
 3/23-31 Mercer St Portarlington	2	Unit	\$500,000	05 Aug 2025
 128 Sproat St PORTARLINGTON	3	House	\$630,000	29 Jul 2025
 8 Lincoln Dr Portarlington	3	House	\$650,000	20 Jul 2025
 122 Newcombe St Portarlington	4	House	\$1,100,000	15 Jul 2025
 6 Payne St Portarlington	3	House	\$880,000	07 Jul 2025
 54 Sunset Blvd Portarlington	3	House	\$789,258	01 Jul 2025
 190b Newcombe St Portarlington	3	House	\$860,000	26 Jun 2025
 16 Lincoln Dr Portarlington	3	House	\$780,000	24 Jun 2025

PORTARLINGTON SUBURB REPORT

Address	Bedrooms	Type	Price	Sold
 6 Rosemary Ct Portarlington	5	House	\$1,050,000	24 Jun 2025
 7 Hereford St Portarlington	3	House	\$870,000	16 Jun 2025
 6 Pieris Ct Portarlington	6	House	\$960,000	13 Jun 2025
 19 Flagstaff Dr Portarlington	4	House	\$890,000	10 Jun 2025
 14 Lincoln Dr Portarlington	3	House	\$715,000	08 Jun 2025
 169 Tower Rd Portarlington	4	House	\$750,000	01 Jun 2025
 88 Ramblers Rd Portarlington	3	House	\$1,700,000	29 May 2025
 69 Hereford St Portarlington	2	House	\$630,000	28 May 2025
 41 Flagstaff Dr Portarlington	4	House	\$800,000	15 May 2025
 198 Newcombe St Portarlington	3	House	\$580,000	09 May 2025



jellisraig.com.au

Data is current as of PDF generation date 01/10/2025

* Updated Quarterly for the past 12 months

^ Updated daily for the past quarter

~ Updated daily: 33 recent results.

This publication contains data, analytics, statistics and other information supplied by PROPERTYDATAONLINE PTY LTD (PropertyData). The data provided in this publication is of a general nature and should not be construed as specific advice or relied upon in lieu of appropriate professional advice.

PropertyData relies upon data supplied by third parties and while the data is checked and reviewed, PropertyData does not warrant the accuracy or completeness of the information to the full extent permitted by the law and excludes all loss or damage howsoever arising (including through negligence) in connection with the data supplied by PropertyData. The State of Victoria owns the copyright in the Property Sales Data and reproduction of that data in any way without the consent of the State of Victoria will constitute a breach of the Copyright Act 1968 (cth). The State of Victoria does not warrant the accuracy or completeness of the Property Sales Data and any person using or relying upon such information does so on the basis that the State of Victoria accepts no responsibility or liability whatsoever for any errors, faults, defects or omissions in the information supplied.