

Suburb Report

Know your neighbourhood.



Property Prices

Median House Price*

Median

\$1.65m

Quarterly Price Change

-3.22% ↓

Median Unit Price*

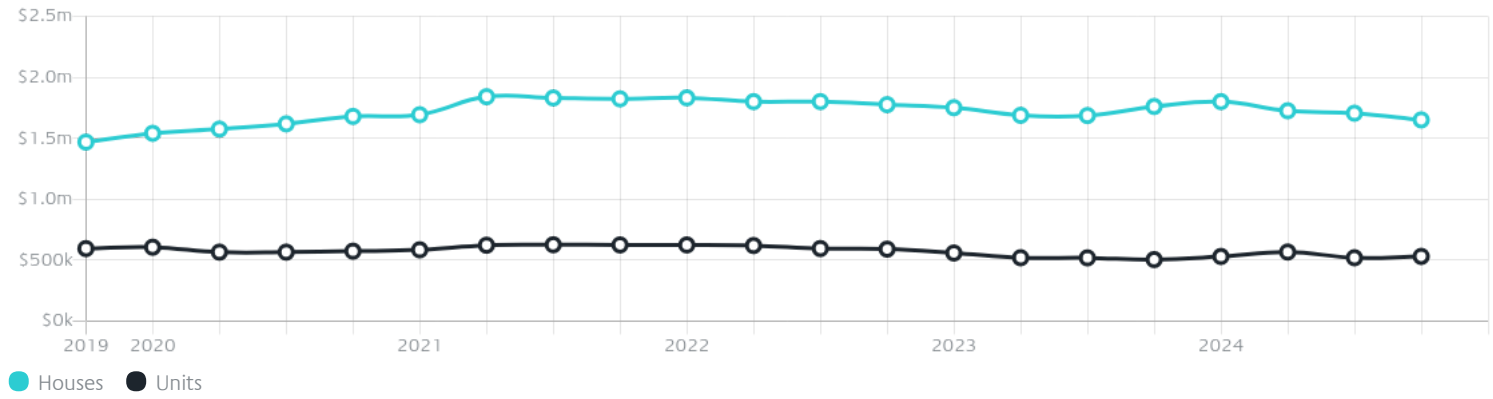
Median

\$531k

Quarterly Price Change

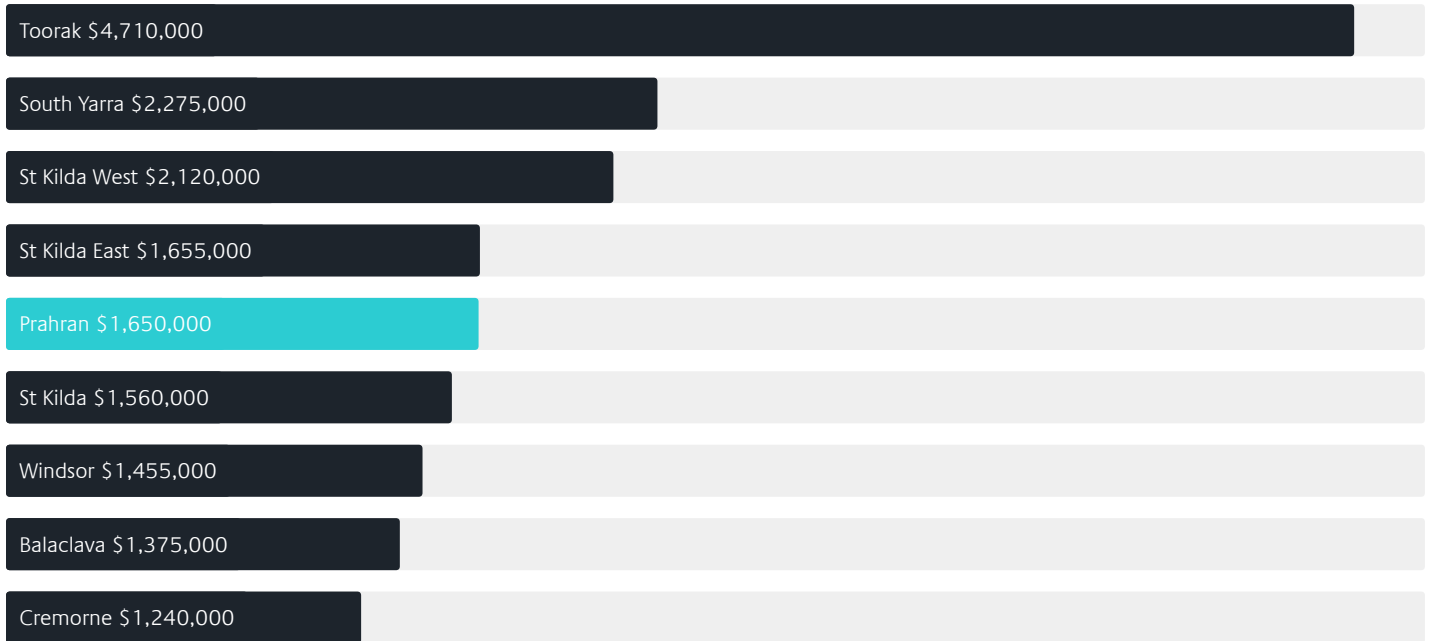
2.09% ↑

Quarterly Price Change*

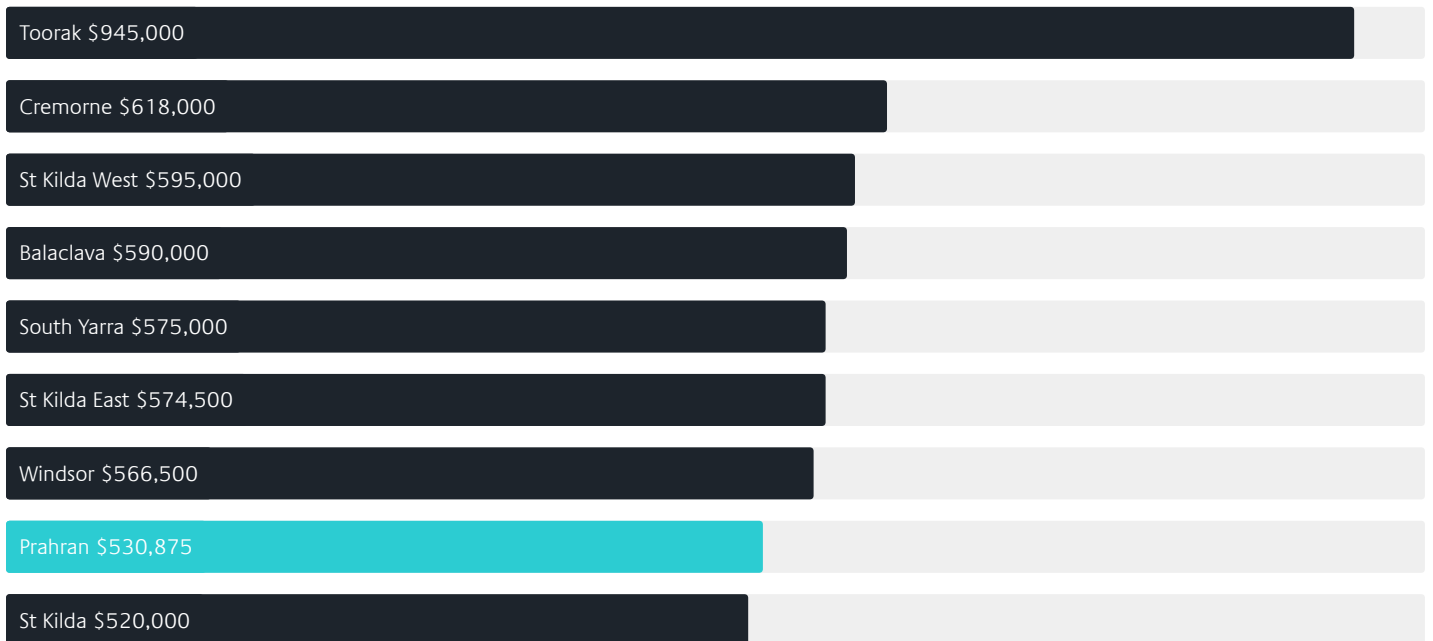


Surrounding Suburbs

Median House Sale Price*



Median Unit Sale Price*



Sales Snapshot

Sale Method^{*}



● Auction 27%
● Private 73%

Auction Clearance Rate^{*}

75%

Median Days on Market[^]

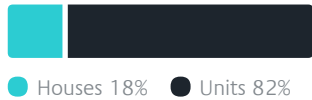
31 days

Average Hold Period^{*}

7.3 years

Insights

Dwelling Type[^]



● Houses 18% ● Units 82%

Ownership[^]



● Owned Outright 22% ● Mortgaged 26% ● Rented 52%

Population[^]

12,203

Median Asking Rent per week^{*}

\$850

Population Growth[^]

-6.00%

Rental Yield^{*}

2.6%

Median Age[^]













34 years

Median Household Size[^]













1.8 people

Sold Properties~













Discover a snapshot of the most recent results for this suburb, to view the full 12 months of sales history, please go to jellisraig.com.au/suburbinsights

Address	Bedrooms	Type	Price	Sold
 6/317 Dandenong Rd PRAHRAN	2	Apartment	\$500,000	31 Jan 2025
 20/19-23 Izett St Prahran	1	Apartment	\$415,000	29 Jan 2025
 5/22 Trinian St Prahran	1	Apartment	\$330,000	24 Jan 2025
 7/21-25 Macquarie St Prahran	2	Apartment	\$765,000	22 Jan 2025
 203/87 High St Prahran	2	Apartment	\$532,500	13 Jan 2025
 3/313 Dandenong Rd Prahran	1	Apartment	\$440,000	10 Jan 2025
 207/31 Grattan St Prahran	1	Apartment	\$395,000	10 Jan 2025
 1/525 High St Prahran	2	Apartment	\$875,000	23 Dec 2024
 65 Charles St Prahran	4	House	\$2,587,500	22 Dec 2024
 219/15 Clifton St Prahran	1	Apartment	\$365,000	21 Dec 2024
 9/8 Williams Rd Prahran	1	Apartment	\$245,000	20 Dec 2024
 502/1 Mount St Prahran	2	Unit	\$615,000	19 Dec 2024

Sold Properties~

Address	Bedrooms	Type	Price	Sold
 1/21 Clarke St Prahran	2	Apartment	\$900,000	14 Dec 2024
 306/15 Clifton St Prahran	1	Apartment	\$302,000	13 Dec 2024
 28/321 Chapel St Prahran	2	Apartment	\$430,000	13 Dec 2024
 2/13 Arkle St Prahran	1	Apartment	\$487,500	10 Dec 2024
 10/14 Abeckett St Prahran	2	Apartment	\$640,000	05 Dec 2024
 20a Bendigo St Prahran	2	House	\$850,000	04 Dec 2024
 501/28 Mount St Prahran	3	Strata Unit/Flat	\$790,000	02 Dec 2024
 23/21 Izett St Prahran	1	Strata Unit/Flat	\$415,000	29 Nov 2024
 73/108 Greville St Prahran	3	Apartment	\$770,000	29 Nov 2024
 14 Murray St Prahran	2	House	\$1,200,000	29 Nov 2024
 1/22 Chomley St Prahran	2	Apartment	\$700,000	28 Nov 2024
 601/25 Clifton St Prahran	2	Apartment	\$535,000	27 Nov 2024

Sold Properties~

Address	Bedrooms	Type	Price	Sold
 101/139 York St Prahran	2	Strata Unit/Flat	\$585,000	27 Nov 2024
 9/14 Miller St Prahran	2	Apartment	\$420,000	24 Nov 2024
 2 Chomley St Prahran	4	House	\$3,175,000	24 Nov 2024
 20 Bendigo St Prahran	2	House	\$850,000	23 Nov 2024
 5/3 Rae Ct Prahran	2	Unit	\$586,000	23 Nov 2024
 108/201 High St Prahran	2	Apartment	\$520,000	22 Nov 2024
 37/6 Williams Rd Prahran	1	Unit	\$225,000	22 Nov 2024
 G2/105 High St Prahran	2	Strata Unit/Flat	\$695,000	21 Nov 2024
 5/299 Dandenong Rd Prahran	1	Apartment	\$349,000	20 Nov 2024
 11 Porter St Prahran	2	Apartment	\$710,000	19 Nov 2024
 4/525 High St Prahran	2	Apartment	\$743,000	19 Nov 2024
 224 Punt Rd Prahran	4	House	\$1,050,000	19 Nov 2024

Jellis Craig

Armadale Office
1215 High Street, Armadale
03 9864 5000

jelliscraig.com.au

Data is current as of PDF generation date 01/02/2025

* Updated Quarterly for the past 12 months

^ Updated daily for the past quarter

~ Updated daily: 33 recent results.

This publication contains data, analytics, statistics and other information supplied by PROPERTYDATAONLINE PTY LTD (PropertyData). The data provided in this publication is of a general nature and should not be construed as specific advice or relied upon in lieu of appropriate professional advice.

PropertyData relies upon data supplied by third parties and while the data is checked and reviewed, PropertyData does not warrant the accuracy or completeness of the information to the full extent permitted by the law and excludes all loss or damage howsoever arising (including through negligence) in connection with the data supplied by PropertyData. The State of Victoria owns the copyright in the Property Sales Data and reproduction of that data in any way without the consent of the State of Victoria will constitute a breach of the Copyright Act 1968 (cth). The State of Victoria does not warrant the accuracy or completeness of the Property Sales Data and any person using or relying upon such information does so on the basis that the State of Victoria accepts no responsibility or liability whatsoever for any errors, faults, defects or omissions in the information supplied.