

Suburb Report

Know your neighbourhood.



Property Prices

Median House Price*


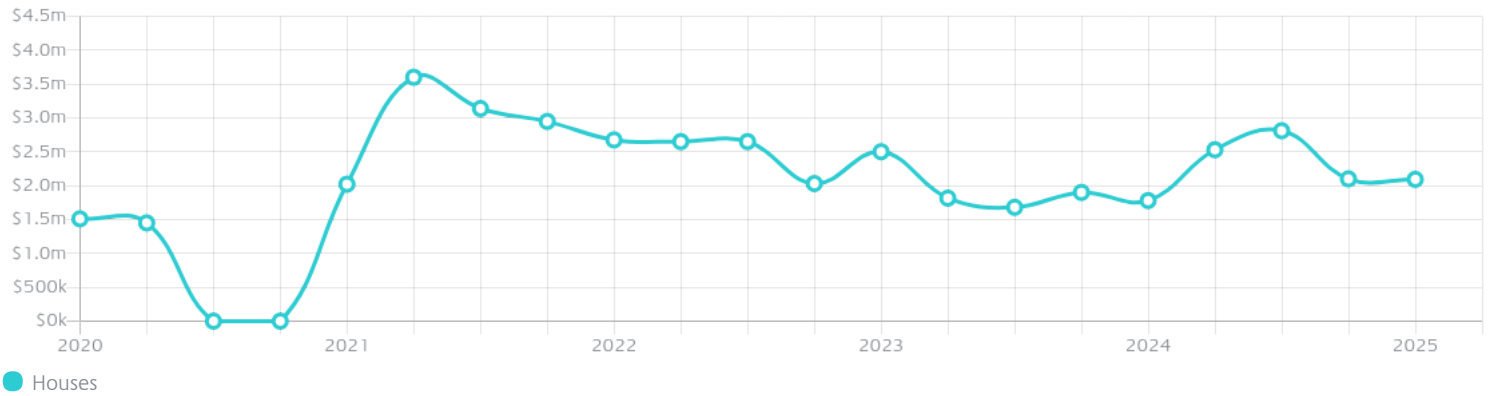
Median

\$2.09m

Quarterly Price Change

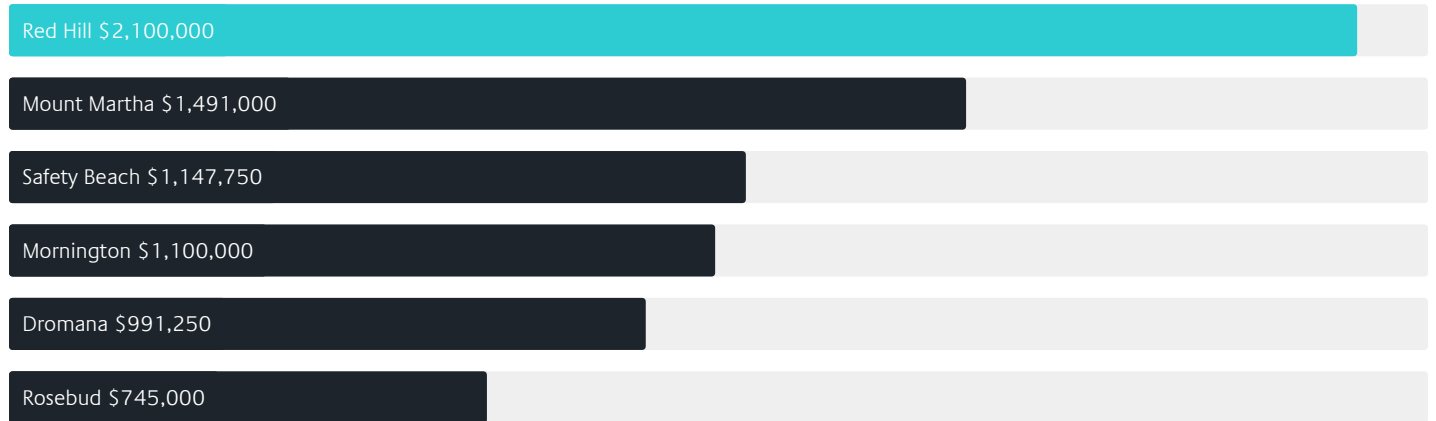
-0.35% ↓

Quarterly Price Change*



Surrounding Suburbs

Median House Sale Price*



Median Unit Sale Price*



Sales Snapshot

Sale Method*



● Auction 14%
● Private 86%

Auction Clearance Rate*

100%

Median Days on Market^

120 days

Average Hold Period*

6.2 years

Insights

Dwelling Type^



● Houses 98% ● Units 2%

Ownership^



● Owned Outright 50% ● Mortgaged 44% ● Rented 6%

Population^

1,009

Median Asking Rent per week*

\$640

Population Growth^

0

Rental Yield*

2.81%

Median Age^













50 years

Median Household Size^


2.7 people

Sold Properties~

Discover a snapshot of the most recent results for this suburb, to view the full 12 months of sales history, please go to jellisraig.com.au/suburbinsights

Address	Bedrooms	Type	Price	Sold
 1026 Mornington Flinders Rd Red Hill	3	House	\$1,595,000	27 Feb 2025
 1100 Mornington Flinders Rd Red Hill	6	House	\$4,350,000	19 Feb 2025
 88 Red Hill Rd Red Hill	3	House	\$1,625,000	06 Jan 2025
 8 Elizabeth Rd Red Hill	3	House	\$1,400,000	29 Nov 2024
 11 Perry La Red Hill	3	House	\$2,030,000	01 Nov 2024
 361 Arthurs Seat Rd Red Hill	4	House	\$2,050,000	16 Oct 2024
 8 Bourke Rd Red Hill	5	House	\$3,200,000	16 Oct 2024
 700 White Hill Rd Red Hill	4	House	\$2,100,000	12 Oct 2024
 19 Elizabeth Rd Red Hill	4	House	\$2,085,000	08 Oct 2024
 368 Arthurs Seat Rd RED HILL	5	House	\$1,750,000	22 Sep 2024
 27 Station Rd Red Hill	3	House	\$1,355,000	06 Sep 2024
 40 Beaulieu Rd Red Hill	6	House	\$9,250,000	26 May 2024

Sold Properties~

Address	Bedrooms	Type	Price	Sold
 418 Arthurs Seat Rd Red Hill	4	House	\$2,720,000	04 May 2024



Rye Office
2273 Point Nepean Road, Rye
03 5984 0999

jelliscraig.com.au

Data is current as of PDF generation date 01/05/2025

* Updated Quarterly for the past 12 months

^ Updated daily for the past quarter

~ Updated daily: 33 recent results.

This publication contains data, analytics, statistics and other information supplied by PROPERTYDATAONLINE PTY LTD (PropertyData). The data provided in this publication is of a general nature and should not be construed as specific advice or relied upon in lieu of appropriate professional advice.

PropertyData relies upon data supplied by third parties and while the data is checked and reviewed, PropertyData does not warrant the accuracy or completeness of the information to the full extent permitted by the law and excludes all loss or damage howsoever arising (including through negligence) in connection with the data supplied by PropertyData. The State of Victoria owns the copyright in the Property Sales Data and reproduction of that data in any way without the consent of the State of Victoria will constitute a breach of the Copyright Act 1968 (cth). The State of Victoria does not warrant the accuracy or completeness of the Property Sales Data and any person using or relying upon such information does so on the basis that the State of Victoria accepts no responsibility or liability whatsoever for any errors, faults, defects or omissions in the information supplied.