

# JellisCraig

REDAN

# Suburb Report

Know your neighbourhood.



REDAN SUBURB REPORT

Median House Price\*

Median

\$442k

Quarterly Price Change

-0.11% ↓

Median Unit Price\*

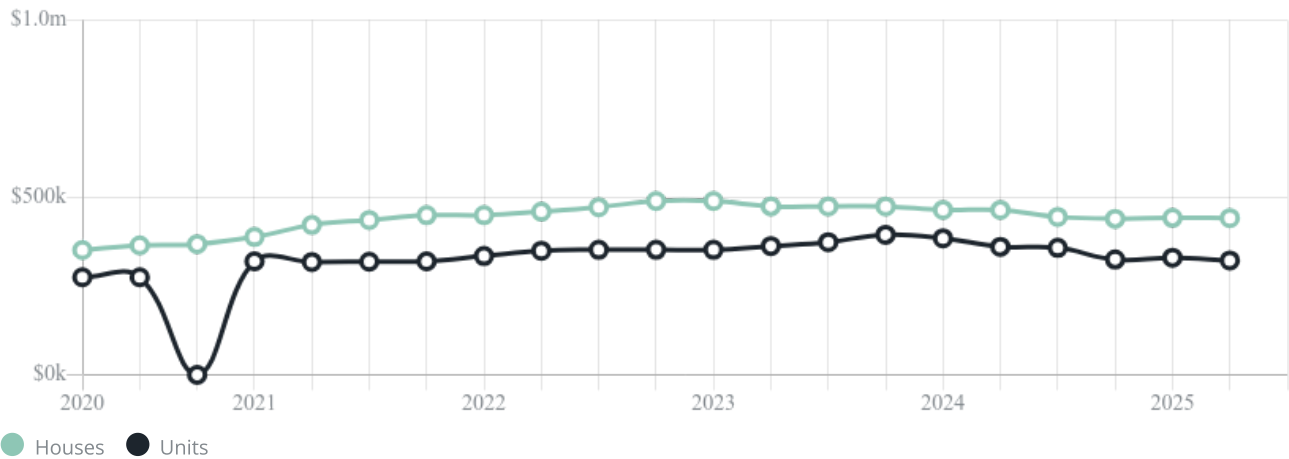
Median

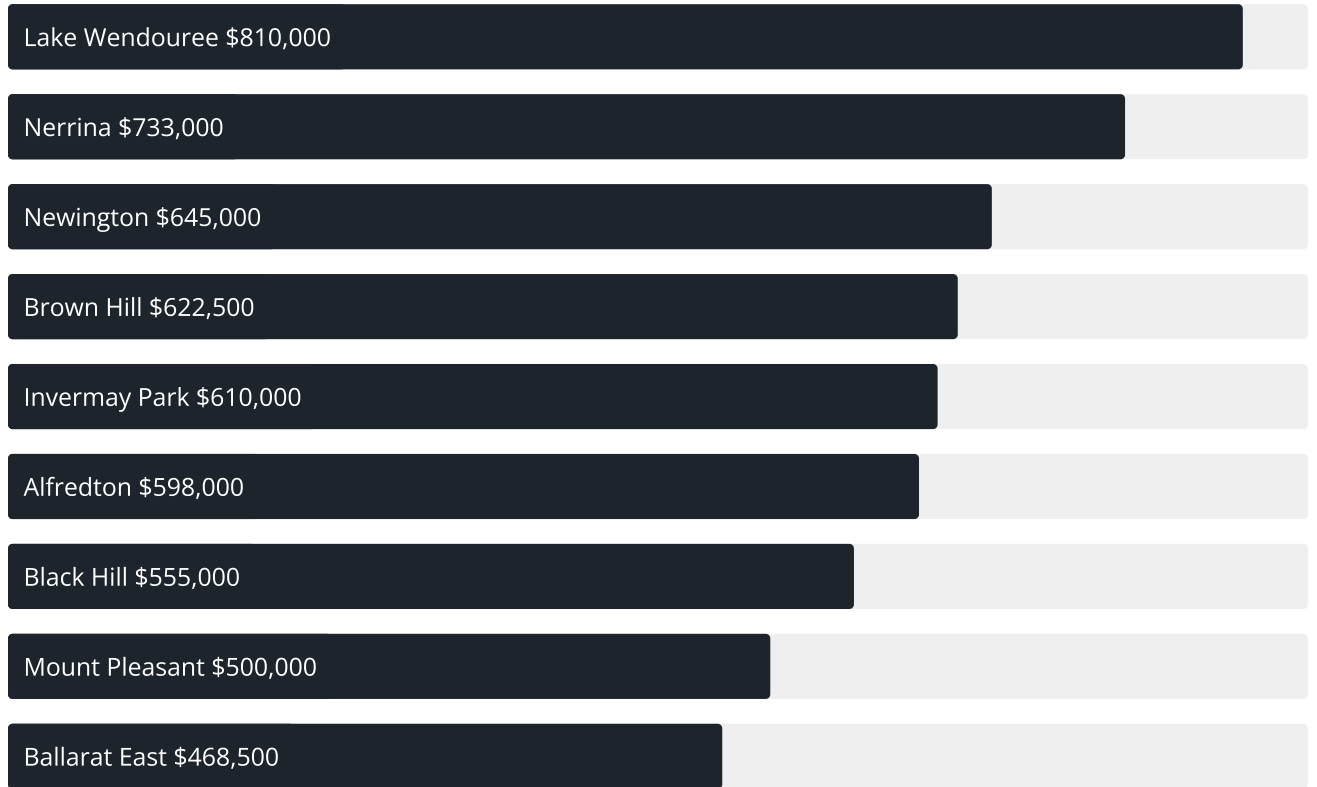

\$323k

Quarterly Price Change

-2.27% ↓

Quarterly Price Change\*



Median House Sale Price<sup>\*</sup>Median Unit Sale Price<sup>\*</sup>

## REDAN SUBURB REPORT

## Sale Method\*



● Auction 3%

● Private 97%

## Auction Clearance Rate\*

100%

## Median Days on Market^

48 days

## Average Hold Period\*

9.0 years

## Dwelling Type^



● Houses 58%

● Units 42%

## Ownership^



● Owned Outright 29%

● Mortgaged 27%

● Rented 44%

## Population^

3,000

## Median Asking Rent per week\*

\$380

## Population Growth^

3.84%

## Rental Yield\*

4.4%

## Median Age^











39 years

## Median Household Size^











1.9 people

## REDAN SUBURB REPORT











Discover a snapshot of the most recent results for this suburb, to view the full 12 months of sales history, please go to [jellisicraig.com.au/suburbinsights](http://jellisicraig.com.au/suburbinsights)

Address	Bedrooms	Type	Price	Sold
 1014 Ripon St.S REDAN	4	House	\$610,000	05 Aug 2025
 13 Park St.E Redan	2	House	\$425,000	30 Jul 2025
 2/509 Drummond St.S Redan	2	Unit	\$315,000	29 Jul 2025
 906 Skipton St Redan	4	House	\$400,000	21 Jul 2025
 425 Skipton St Redan	2	House	\$392,500	17 Jul 2025
 805 Sebastopol St Redan	3	House	\$355,000	08 Jul 2025
 108 Campbells Cr Redan	5	House	\$665,000	08 Jul 2025
 1/9 Foster St Redan	2	House	\$400,000	04 Jul 2025
 720 Talbot St Redan	3	House	\$460,000	02 Jul 2025
 1/110 Yarrowee Pde REDAN	3	House	\$220,000	26 Jun 2025

## REDAN SUBURB REPORT

Address	Bedrooms	Type	Price	Sold
 125 Park St.E Redan	3	House	\$515,000	26 Jun 2025
 2/104 Cooke St REDAN	3	Unit	\$446,000	26 Jun 2025
 3/723 La Trobe St REDAN	1	Unit	\$242,500	26 Jun 2025
 413 Skipton St Redan	4	House	\$975,000	25 Jun 2025
 13/209 Leith St Redan	2	Unit	\$300,000	18 Jun 2025
 804 Talbot St.S Redan	3	House	\$460,000	13 Jun 2025
 801a Darling St Redan	3	House	\$480,000	13 Jun 2025
 812 Darling St Redan	3	House	\$455,000	12 Jun 2025
 303 Sebastopol St Redan	2	House	\$463,000	11 Jun 2025
 4/607 Talbot St.S Redan	1	Unit	\$248,000	10 Jun 2025

## REDAN SUBURB REPORT

Address	Bedrooms	Type	Price	Sold
 4/607 Talbot St Redan	1	Flat/Unit/Apartment	\$248,000	02 Jun 2025
 212 Cooke St Redan	2	House	\$385,000	28 May 2025
 3/110 Yarrowee Pde REDAN	4	Townhouse	\$500,000	28 May 2025
 512 Talbot St Redan	4	House	\$632,500	27 May 2025
 404 Darling St Redan	4	House	\$862,000	23 May 2025
 813 Ripon St Redan	3	House	\$415,500	23 May 2025
 3/603 Pleasant St Redan	2	House	\$335,000	22 May 2025
 1/906 Talbot St.S Redan	2	House	\$357,000	21 May 2025
 3/906 Talbot St Redan	1	Flat/Unit/Apartment	\$360,000	21 May 2025
 2/719 Skipton St Redan	2	Townhouse	\$385,000	15 May 2025



Ballarat Office  
1211 Sturt Street, Ballarat  
03 5329 2500

[jellisraig.com.au](http://jellisraig.com.au)

Data is current as of PDF generation date 10/08/2025

\* Updated Quarterly for the past 12 months

^ Updated daily for the past quarter

~ Updated daily: 33 recent results.

This publication contains data, analytics, statistics and other information supplied by PROPERTYDATAONLINE PTY LTD (PropertyData). The data provided in this publication is of a general nature and should not be construed as specific advice or relied upon in lieu of appropriate professional advice.

PropertyData relies upon data supplied by third parties and while the data is checked and reviewed, PropertyData does not warrant the accuracy or completeness of the information to the full extent permitted by the law and excludes all loss or damage howsoever arising (including through negligence) in connection with the data supplied by PropertyData. The State of Victoria owns the copyright in the Property Sales Data and reproduction of that data in any way without the consent of the State of Victoria will constitute a breach of the Copyright Act 1968 (cth). The State of Victoria does not warrant the accuracy or completeness of the Property Sales Data and any person using or relying upon such information does so on the basis that the State of Victoria accepts no responsibility or liability whatsoever for any errors, faults, defects or omissions in the information supplied.