

# *Suburb Report*

Know your neighbourhood.



# Property Prices

## Median House Price\*

Median

**\$1.46m**

Quarterly Price Change

**1.42% ↑**

## Median Unit Price\*

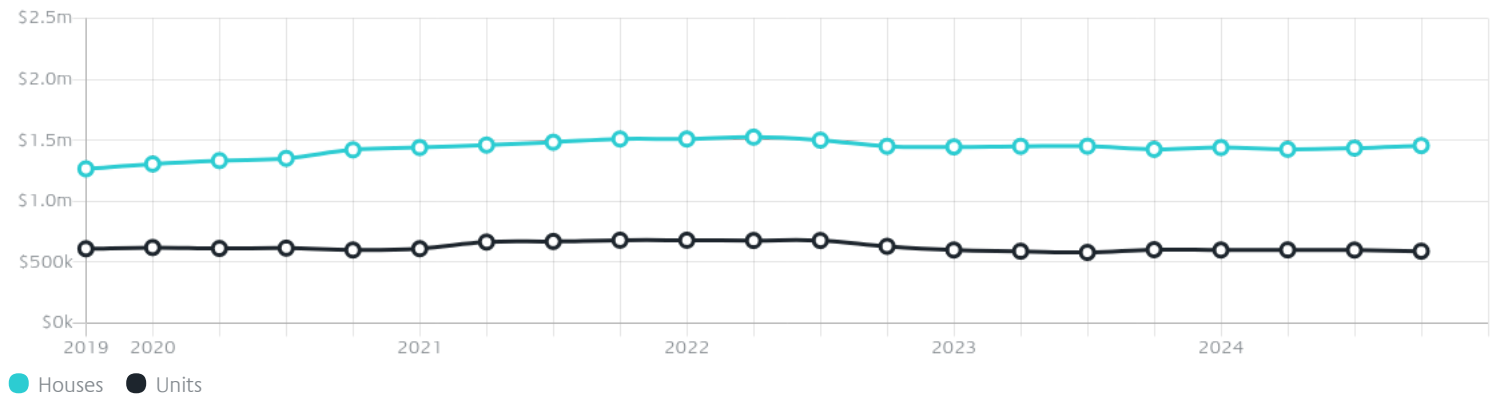
Median

**\$590k**

Quarterly Price Change

**-1.58% ↓**

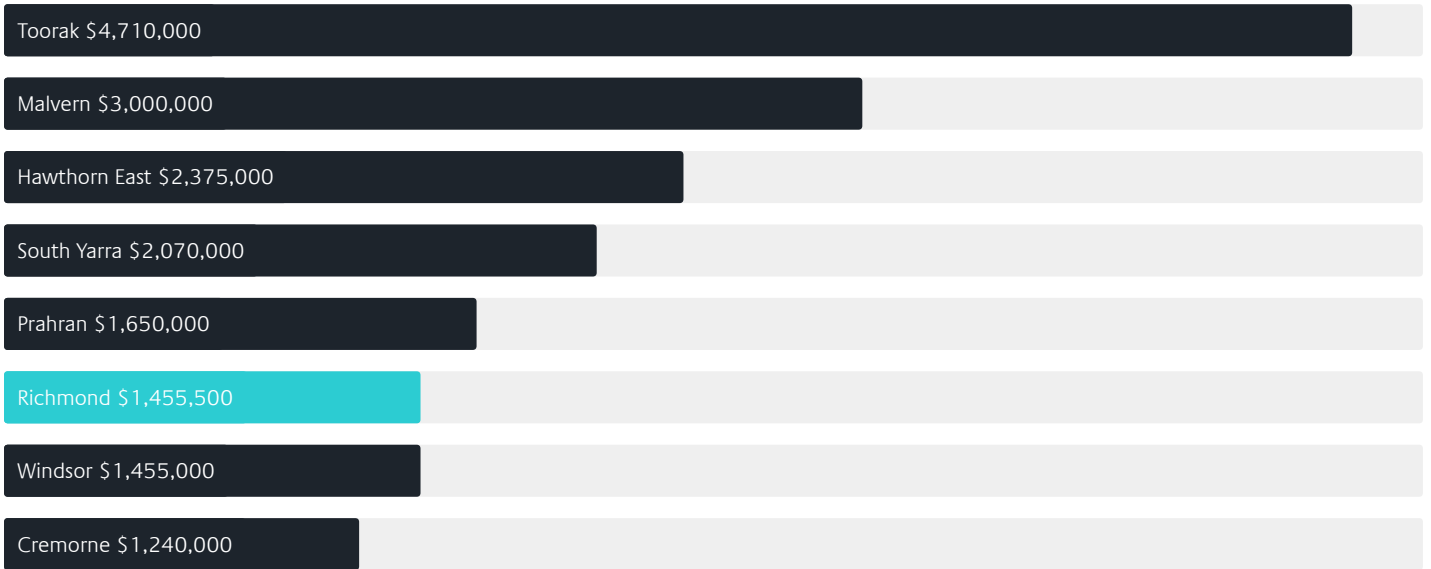
## Quarterly Price Change\*



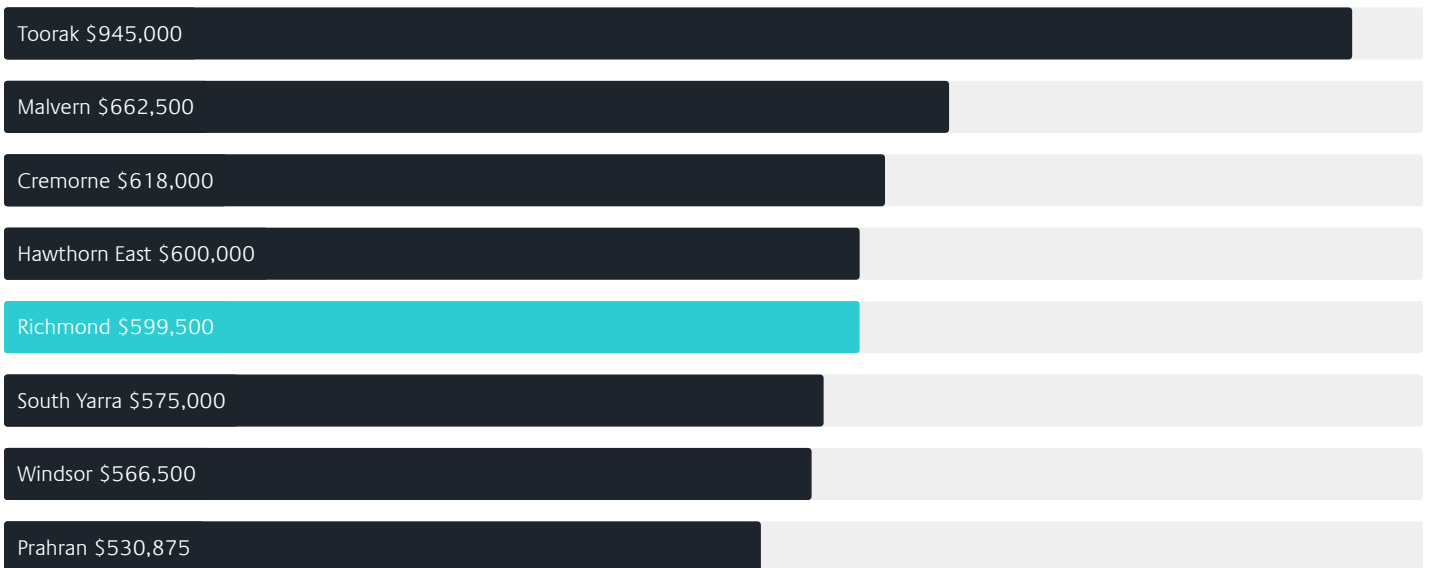
# Surrounding Suburbs

---

## Median House Sale Price\*



## Median Unit Sale Price\*



# Sales Snapshot

Sale Method\*



● Auction 40%  
● Private 60%

Auction Clearance Rate\*

78.18%

Median Days on Market^

25 days

Average Hold Period\*

7.3 years

## Insights

Dwelling Type^



● Houses 16% ● Units 84%

Ownership^



● Owned Outright 21% ● Mortgaged 27% ● Rented 53%

Population^

28,587

Median Asking Rent per week\*

\$815

Population Growth^

3.18%

Rental Yield\*

2.91%

Median Age^









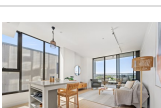



34 years

Median Household Size^













2 people

# Sold Properties~













Discover a snapshot of the most recent results for this suburb, to view the full 12 months of sales history, please go to [jellisraig.com.au/suburbinsights](http://jellisraig.com.au/suburbinsights)

Address	Bedrooms	Type	Price	Sold
 108/6 Lord St Richmond	2	Apartment	\$450,000	29 Mar 2025
 2/28 Abinger St Richmond	3	Townhouse	\$1,560,000	26 Mar 2025
 314/136 Burnley St Richmond	2	Apartment	\$452,500	24 Mar 2025
 59 Rowena Pde Richmond	2	House	\$1,375,000	24 Mar 2025
 112/8 Garfield St Richmond	1	Apartment	\$350,000	21 Mar 2025
 9/9 Goodwood St Richmond	1	Apartment	\$380,000	21 Mar 2025
 2/44 Type St Richmond	1	Apartment	\$290,000	19 Mar 2025
 209/12 Coppin St Richmond	2	Apartment	\$785,000	19 Mar 2025
 616/1 Dyer St Richmond	1	Apartment	\$525,000	18 Mar 2025
 801/1 Dyer St Richmond	1	Apartment	\$445,000	15 Mar 2025
 9/1 Princess St Richmond	3	Townhouse	\$1,300,000	15 Mar 2025
 3 Murphy St Richmond	4	House	\$2,400,000	15 Mar 2025

# Sold Properties~

Address	Bedrooms	Type	Price	Sold
 2 Stillman St Richmond	2	House	\$1,400,000	15 Mar 2025
 92 Somerset St Richmond	3	House	\$1,324,000	15 Mar 2025
 7/372 Church St Richmond	1	Apartment	\$401,000	13 Mar 2025
 908/14 David St Richmond	1	Apartment	\$443,000	12 Mar 2025
 215/33 Judd St Richmond	2	Apartment	\$600,000	12 Mar 2025
 77a Laity St Richmond	3	House	\$1,500,000	08 Mar 2025
 9/30 Davison St Richmond	2	Apartment	\$515,000	04 Mar 2025
 401/38 Elizabeth St Richmond	2	Apartment	\$685,000	04 Mar 2025
 4/259 Lennox St Richmond	2	Apartment	\$732,000	04 Mar 2025
 9/11 River St Richmond	2	Unit	\$875,000	03 Mar 2025
 307/30 Burnley St Richmond	1	Apartment	\$375,000	02 Mar 2025
 602/39 Appleton St Richmond	2	Apartment	\$575,000	01 Mar 2025

# Sold Properties~

Address	Bedrooms	Type	Price	Sold
 11/50 Palmer St Richmond	2	Apartment	\$925,000	01 Mar 2025
 57 Kent St Richmond	3	House	\$1,711,000	01 Mar 2025
 7 Kenny St Richmond	0	House	\$1,230,000	01 Mar 2025
 8/31 York St Richmond	2	Townhouse	\$1,200,000	01 Mar 2025
 607/1 Dyer St Richmond	2	Apartment	\$850,000	27 Feb 2025
 192 Mary St Richmond	2	Townhouse	\$861,000	27 Feb 2025
 79 Church St Richmond	2	House	\$975,000	25 Feb 2025
 68 Farmer St Richmond	1	House	\$1,530,000	25 Feb 2025
 19 Bell St Richmond	2	House	\$1,321,000	24 Feb 2025
 310/185 Lennox St Richmond	1	Apartment	\$415,000	24 Feb 2025
 4/229 Bridge Rd Richmond	2	Apartment	\$495,000	24 Feb 2025
 501/20 Burnley St Richmond	1	Apartment	\$360,000	22 Feb 2025



Richmond Office  
57-59 Bridge Road, Richmond  
03 9428 3333

[jelliscraig.com.au](http://jelliscraig.com.au)

Data is current as of PDF generation date 01/04/2025

\* Updated Quarterly for the past 12 months

^ Updated daily for the past quarter

~ Updated daily: 33 recent results.

This publication contains data, analytics, statistics and other information supplied by PROPERTYDATAONLINE PTY LTD (PropertyData). The data provided in this publication is of a general nature and should not be construed as specific advice or relied upon in lieu of appropriate professional advice.

PropertyData relies upon data supplied by third parties and while the data is checked and reviewed, PropertyData does not warrant the accuracy or completeness of the information to the full extent permitted by the law and excludes all loss or damage howsoever arising (including through negligence) in connection with the data supplied by PropertyData. The State of Victoria owns the copyright in the Property Sales Data and reproduction of that data in any way without the consent of the State of Victoria will constitute a breach of the Copyright Act 1968 (cth). The State of Victoria does not warrant the accuracy or completeness of the Property Sales Data and any person using or relying upon such information does so on the basis that the State of Victoria accepts no responsibility or liability whatsoever for any errors, faults, defects or omissions in the information supplied.