

Suburb Report

Know your neighbourhood.



Property Prices

Median House Price*

Median

\$1.42m

Quarterly Price Change

-2.40% ↓

Median Unit Price*

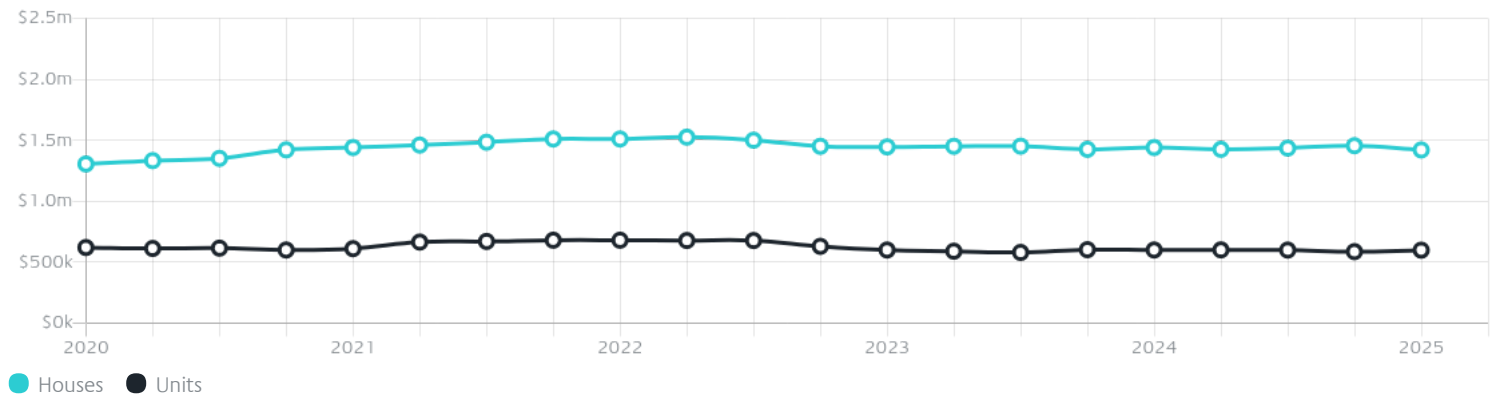
Median

\$599k

Quarterly Price Change

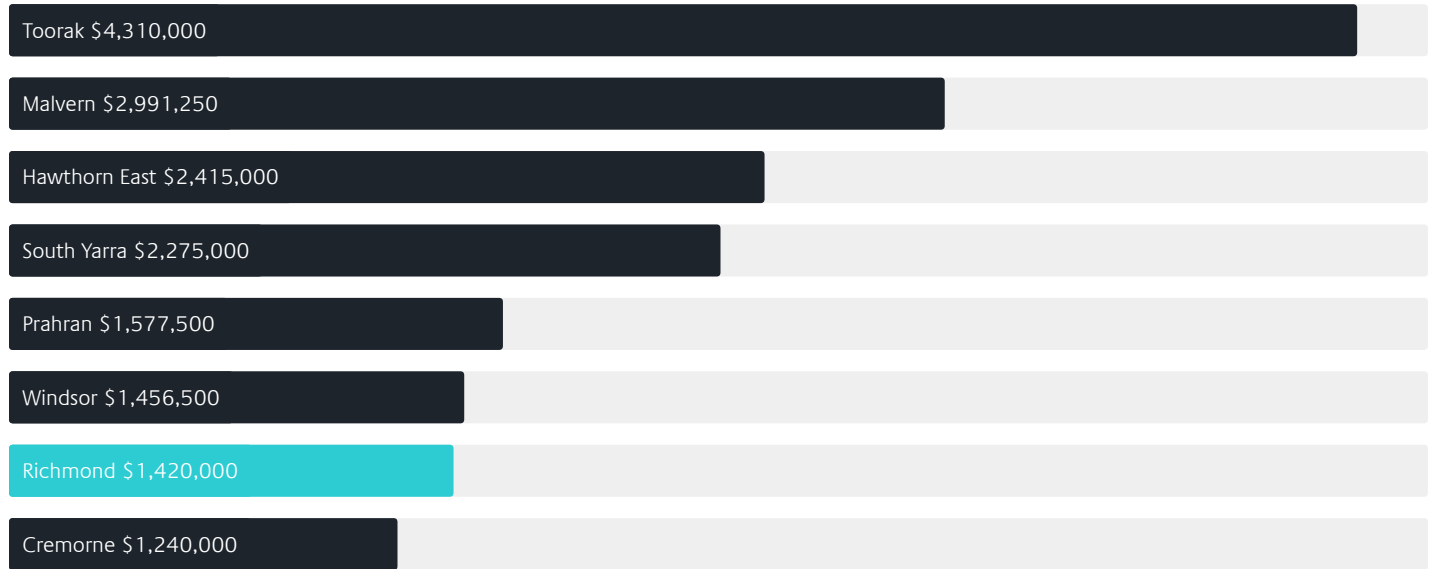
2.04% ↑

Quarterly Price Change*

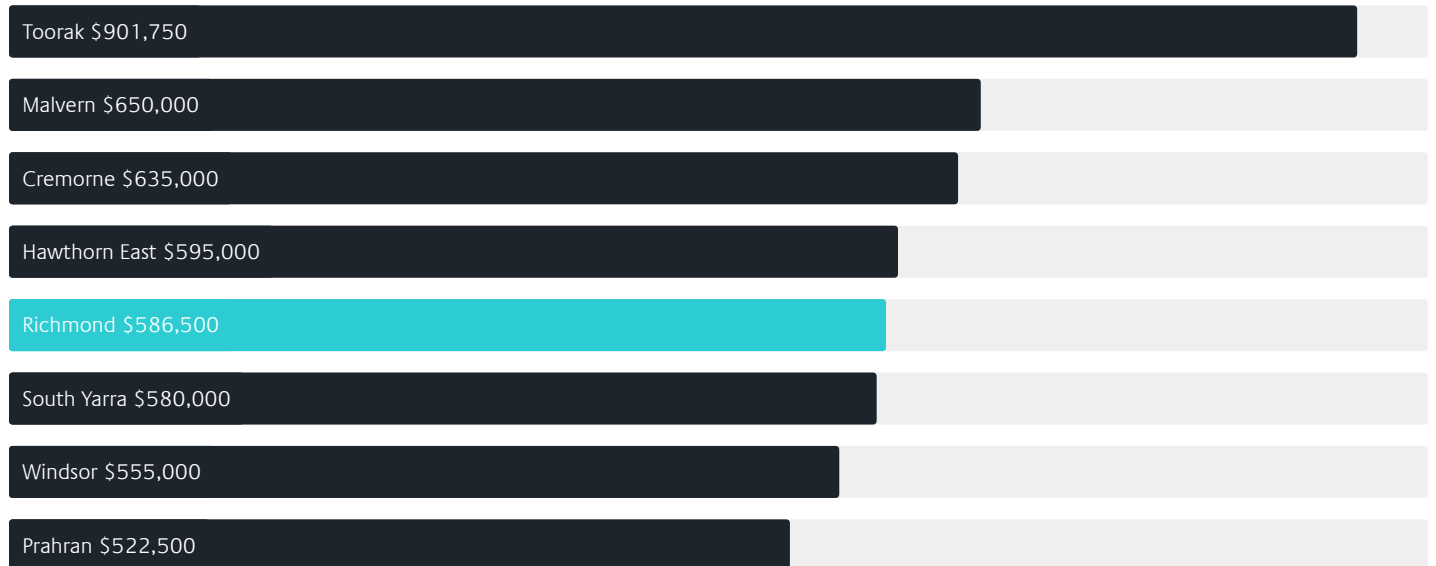


Surrounding Suburbs

Median House Sale Price*



Median Unit Sale Price*



Sales Snapshot

Sale Method*



● Auction 39%
● Private 61%

Auction Clearance Rate*

79.75%

Median Days on Market^

23 days

Average Hold Period*

7.3 years

Insights

Dwelling Type^



● Houses 16% ● Units 84%

Ownership^



● Owned Outright 21% ● Mortgaged 27% ● Rented 53%

Population^

28,587

Median Asking Rent per week*

\$823

Population Growth^

3.18%

Rental Yield*

2.91%

Median Age^








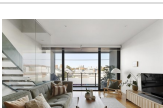



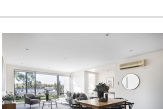
34 years

Median Household Size^













2 people

Sold Properties~













Discover a snapshot of the most recent results for this suburb, to view the full 12 months of sales history, please go to jellisicraig.com.au/suburbinsights

Address	Bedrooms	Type	Price	Sold
 2/80 Cutter St Richmond	2	Townhouse	\$1,115,000	04 Sep 2025
 175 Kent St RICHMOND	5	House	\$1,740,000	22 Jun 2025
 102/18 Tanner St Richmond	1	Apartment	\$480,000	21 Jun 2025
 210/339 Burnley St Richmond	2	Apartment	\$693,000	20 Jun 2025
 1/74 Cutter St Richmond	2	Townhouse	\$988,000	18 Jun 2025
 9/17 Stillman St Richmond	2	Apartment	\$585,000	17 Jun 2025
 31 Cutter St Richmond	3	House	\$1,400,000	14 Jun 2025
 12 Lord St Richmond	2	Townhouse	\$1,240,000	14 Jun 2025
 19 Brighton St Richmond	2	House	\$1,360,000	14 Jun 2025
 90 Kent St Richmond	3	House	\$1,300,000	14 Jun 2025
 24 Kent St Richmond	3	House	\$2,007,000	14 Jun 2025
 8/50 Palmer St Richmond	2	Apartment	\$1,012,000	12 Jun 2025

Sold Properties~

Address	Bedrooms	Type	Price	Sold
 2/87-89 Westbank Tce RICHMOND	1	Apartment	\$455,000	11 Jun 2025
 12/4 Smith St Richmond	1	Apartment	\$327,000	09 Jun 2025
 1/77 Fraser St Richmond	2	Apartment	\$480,000	04 Jun 2025
 14/10 Bosisto St Richmond	1	Apartment	\$380,000	04 Jun 2025
 131/8 Garfield St Richmond	1	Apartment	\$400,000	02 Jun 2025
 3/111 Coppin St Richmond	2	House	\$1,470,000	31 May 2025
 73 York St Richmond	3	House	\$1,015,000	31 May 2025
 302/8 Howard St Richmond	1	Apartment	\$410,000	29 May 2025
 217/45 York St Richmond	1	Apartment	\$430,000	29 May 2025
 108/1 Dyer St Richmond	1	Apartment	\$460,000	28 May 2025
 508/30 Burnley St Richmond	1	Apartment	\$418,000	28 May 2025
 4/6 Lord St Richmond	1	Apartment	\$450,000	28 May 2025

Sold Properties~

Address	Bedrooms	Type	Price	Sold
 125 Brighton St RICHMOND	3	House	\$1,700,000	27 May 2025
 505/11 David St Richmond	3	Apartment	\$625,000	24 May 2025
 6 Appleton St Richmond	3	House	\$1,435,000	24 May 2025
 803/633 Church St Richmond	2	Apartment	\$1,115,000	24 May 2025
 203/239 Church St Richmond	3	Apartment	\$1,040,000	23 May 2025
 12/372 Church St Richmond	1	Subdivided Unit/Villa/Townhouse	\$401,000	23 May 2025
 202/2 Mcgoun St Richmond	1	Apartment	\$480,000	22 May 2025
 304/49 Davison St Richmond	3	Apartment	\$990,000	22 May 2025
 6/9 Somerset St Richmond	1	Apartment	\$375,000	22 May 2025
 25/8 Lord St RICHMOND	2	Townhouse	\$1,158,000	22 May 2025
 28 Neptune St Richmond	2	House	\$1,585,000	20 May 2025
 35 Smith St Richmond	3	House	\$811,000	17 May 2025



Richmond Office
57-59 Bridge Road, Richmond
03 9428 3333

jelliscraig.com.au

Data is current as of PDF generation date 01/07/2025

* Updated Quarterly for the past 12 months

^ Updated daily for the past quarter

~ Updated daily: 33 recent results.

This publication contains data, analytics, statistics and other information supplied by PROPERTYDATAONLINE PTY LTD (PropertyData). The data provided in this publication is of a general nature and should not be construed as specific advice or relied upon in lieu of appropriate professional advice.

PropertyData relies upon data supplied by third parties and while the data is checked and reviewed, PropertyData does not warrant the accuracy or completeness of the information to the full extent permitted by the law and excludes all loss or damage howsoever arising (including through negligence) in connection with the data supplied by PropertyData. The State of Victoria owns the copyright in the Property Sales Data and reproduction of that data in any way without the consent of the State of Victoria will constitute a breach of the Copyright Act 1968 (cth). The State of Victoria does not warrant the accuracy or completeness of the Property Sales Data and any person using or relying upon such information does so on the basis that the State of Victoria accepts no responsibility or liability whatsoever for any errors, faults, defects or omissions in the information supplied.