

Suburb Report

Know your neighbourhood.



Property Prices

Median House Price*

Median

\$1.46m

Quarterly Price Change

1.42% ↑

Median Unit Price*

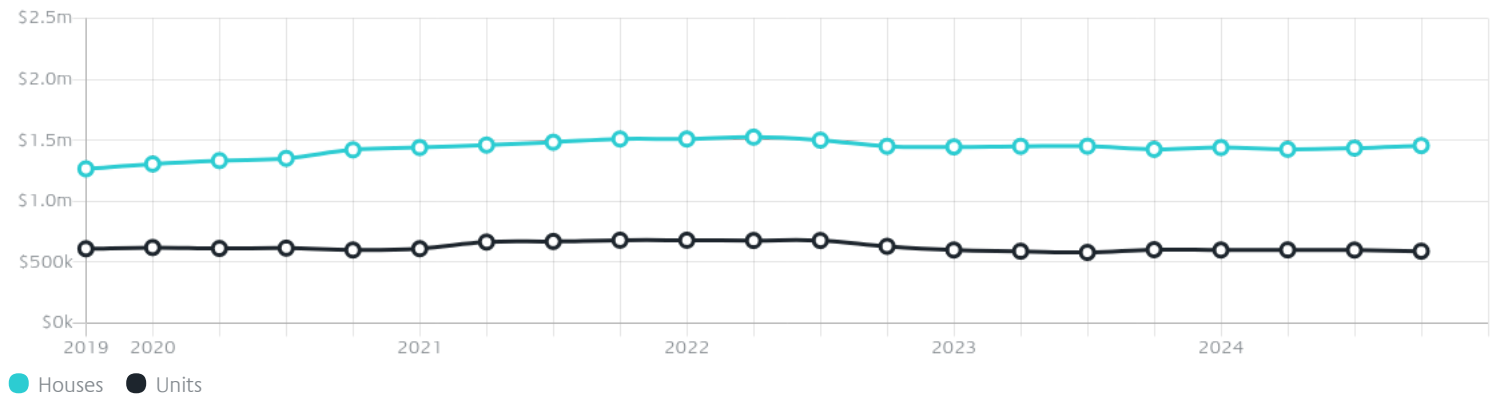
Median

\$590k

Quarterly Price Change

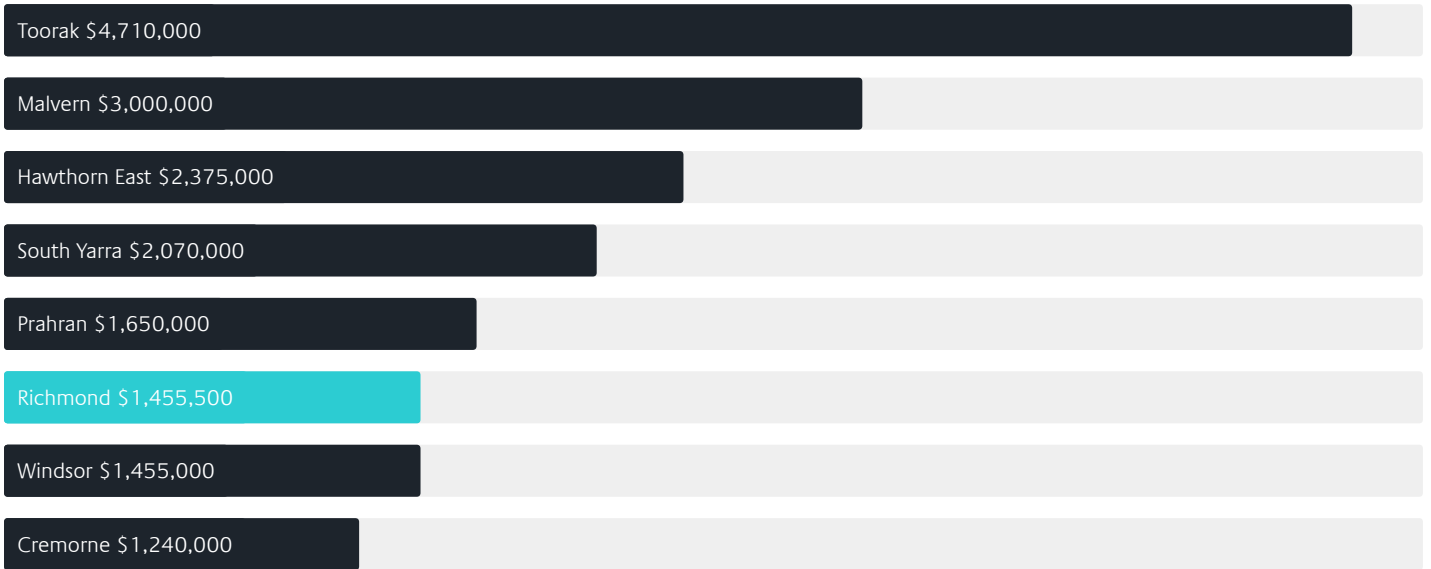
-1.58% ↓

Quarterly Price Change*

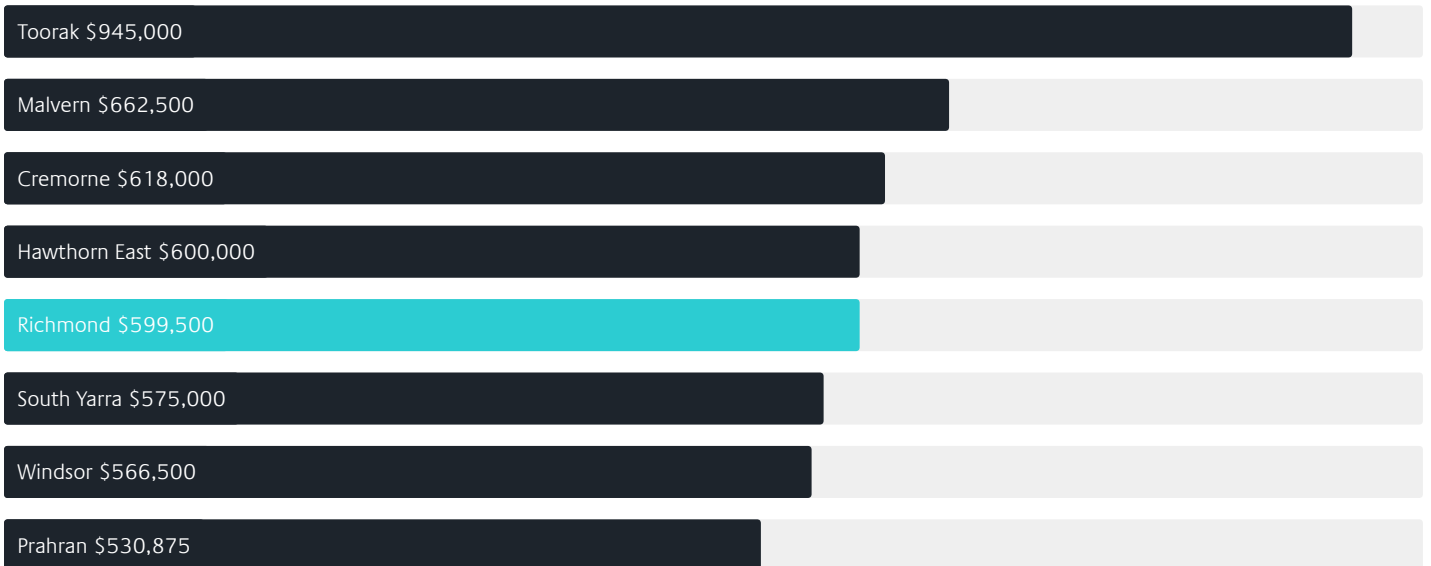


Surrounding Suburbs

Median House Sale Price*



Median Unit Sale Price*



Sales Snapshot

Sale Method*



● Auction 44%
● Private 56%

Auction Clearance Rate*

83.93%

Median Days on Market^


25 days

Average Hold Period*

7.3 years

Insights

Dwelling Type^



● Houses 16% ● Units 84%

Ownership^



● Owned Outright 21% ● Mortgaged 27% ● Rented 53%

Population^

28,587

Median Asking Rent per week*

\$815

Population Growth^

3.18%

Rental Yield*

2.91%

Median Age^









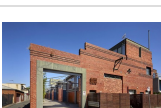



34 years

Median Household Size^













2 people

Sold Properties~













Discover a snapshot of the most recent results for this suburb, to view the full 12 months of sales history, please go to jellisraig.com.au/suburbinsights

| Address | Bedrooms | Type | Price | Sold |
|---|----------|-----------|-------------|-------------|
|  19 Bell St Richmond | 2 | House | \$1,321,000 | 24 Feb 2025 |
|  61 Gardner St Richmond | 2 | House | \$1,378,000 | 22 Feb 2025 |
|  4 Vesper St Richmond | 4 | House | \$2,002,000 | 22 Feb 2025 |
|  10/104 Rowena Pde Richmond | 2 | Apartment | \$628,000 | 21 Feb 2025 |
|  59 Cutter St Richmond | 2 | House | \$1,015,000 | 20 Feb 2025 |
|  8/2 The Vaucluse RICHMOND | 1 | Apartment | \$400,000 | 20 Feb 2025 |
|  8 Francis St Richmond | 2 | House | \$1,125,000 | 19 Feb 2025 |
|  8b Yorkshire St Richmond | 4 | Unit | \$1,720,000 | 16 Feb 2025 |
|  2/86 Type St Richmond | 3 | Townhouse | \$1,505,000 | 15 Feb 2025 |
|  10/2 The Vaucluse Richmond | 1 | Unit | \$375,000 | 15 Feb 2025 |
|  303/9 Griffiths St Richmond | 1 | Apartment | \$500,000 | 14 Feb 2025 |
|  6/81 Lord St Richmond | 1 | Apartment | \$325,000 | 12 Feb 2025 |

Sold Properties~

| Address | Bedrooms | Type | Price | Sold |
|--|----------|-----------|-------------|-------------|
|  13/45 York St Richmond | 1 | Apartment | \$470,000 | 12 Feb 2025 |
|  1/19 Manton St Richmond | 2 | Townhouse | \$1,150,000 | 08 Feb 2025 |
|  15/1-5 Lyndhurst St Richmond | 2 | Townhouse | \$1,000,000 | 08 Feb 2025 |
|  11 Cotter St Richmond | 2 | House | \$1,350,000 | 07 Feb 2025 |
|  92/73 River St Richmond | 2 | Apartment | \$650,000 | 06 Feb 2025 |
|  209/28 Burnley St Richmond | 1 | Apartment | \$375,000 | 06 Feb 2025 |
|  3/9 Somerset St Richmond | 1 | Apartment | \$450,000 | 03 Feb 2025 |
|  206/65 Stawell St Richmond | 2 | Unit | \$690,000 | 03 Feb 2025 |
|  305/633 Church St Richmond | 2 | Apartment | \$1,113,000 | 03 Feb 2025 |
|  8/70 Lyndhurst St Richmond | 1 | Apartment | \$315,000 | 23 Jan 2025 |
|  1/63 Erin St Richmond | 2 | Apartment | \$677,000 | 22 Jan 2025 |
|  412/10 Burnley St Richmond | 1 | Apartment | \$430,000 | 22 Jan 2025 |

Sold Properties~

| Address | Bedrooms | Type | Price | Sold |
|---|----------|---------------------------------|-------------|-------------|
|  705/32 Bosisto St Richmond | 2 | Subdivided Unit/Villa/Townhouse | \$575,000 | 22 Jan 2025 |
|  17/30 Tanner St Richmond | 2 | Unit | \$720,000 | 21 Jan 2025 |
|  118/73 River St RICHMOND | 2 | Apartment | \$640,000 | 20 Jan 2025 |
|  8 Union St Richmond | 4 | House | \$3,300,000 | 17 Jan 2025 |
|  504/1 Dyer St Richmond | 2 | Apartment | \$800,000 | 16 Jan 2025 |
|  106/30 Burnley St Richmond | 2 | Apartment | \$518,000 | 15 Jan 2025 |
|  4/68 Rowena Pde Richmond | 2 | Townhouse | \$1,305,000 | 13 Jan 2025 |
|  35/73 River St Richmond | 2 | Subdivided Unit/Villa/Townhouse | \$640,000 | 07 Jan 2025 |
|  9/9 Tennyson St RICHMOND | 1 | Apartment | \$331,000 | 30 Dec 2024 |
|  101/27 Dickmann St Richmond | 2 | Apartment | \$620,000 | 24 Dec 2024 |
|  21/72 Baker St Richmond | 1 | Apartment | \$273,000 | 24 Dec 2024 |
|  9/2-4 Bendigo St Richmond | 1 | Apartment | \$400,000 | 19 Dec 2024 |



Richmond Office
57-59 Bridge Road, Richmond
03 9428 3333

jelliscraig.com.au

Data is current as of PDF generation date 01/03/2025

* Updated Quarterly for the past 12 months

^ Updated daily for the past quarter

~ Updated daily: 33 recent results.

This publication contains data, analytics, statistics and other information supplied by PROPERTYDATAONLINE PTY LTD (PropertyData). The data provided in this publication is of a general nature and should not be construed as specific advice or relied upon in lieu of appropriate professional advice.

PropertyData relies upon data supplied by third parties and while the data is checked and reviewed, PropertyData does not warrant the accuracy or completeness of the information to the full extent permitted by the law and excludes all loss or damage howsoever arising (including through negligence) in connection with the data supplied by PropertyData. The State of Victoria owns the copyright in the Property Sales Data and reproduction of that data in any way without the consent of the State of Victoria will constitute a breach of the Copyright Act 1968 (cth). The State of Victoria does not warrant the accuracy or completeness of the Property Sales Data and any person using or relying upon such information does so on the basis that the State of Victoria accepts no responsibility or liability whatsoever for any errors, faults, defects or omissions in the information supplied.