

## *Suburb Report*

Know your neighbourhood.



# Property Prices

## Median House Price\*

Median

**\$1.42m**

Quarterly Price Change

**-2.40% ↓**

## Median Unit Price\*

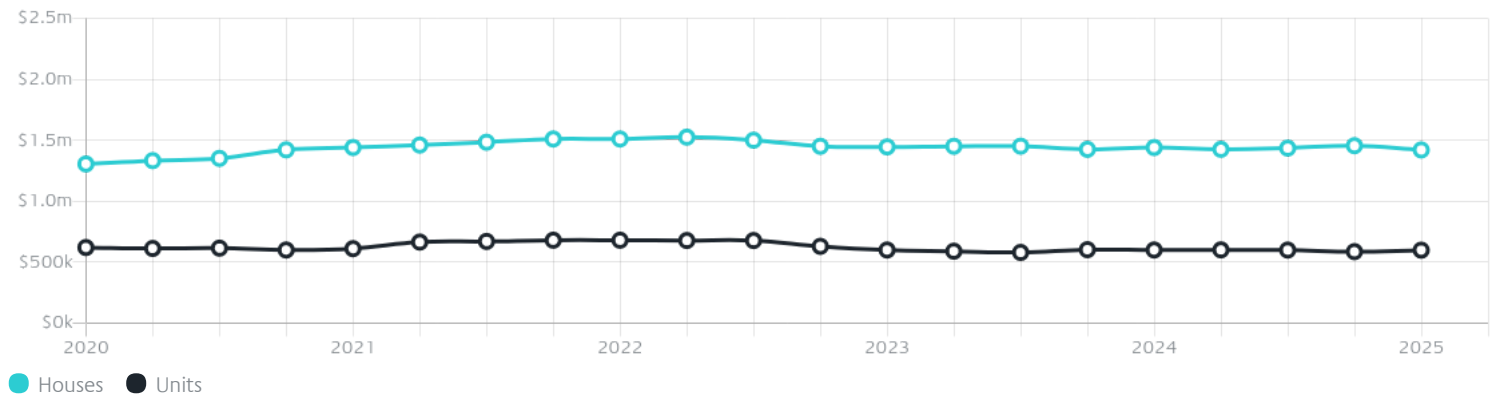
Median

**\$599k**

Quarterly Price Change

**2.04% ↑**

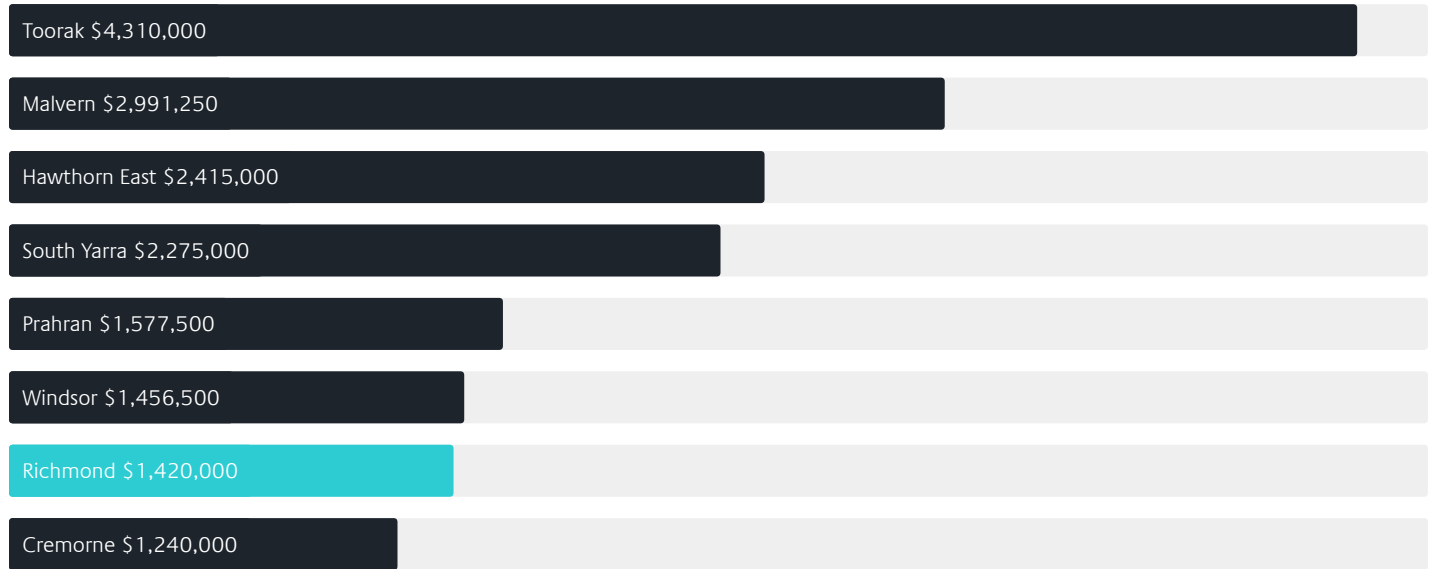
## Quarterly Price Change\*



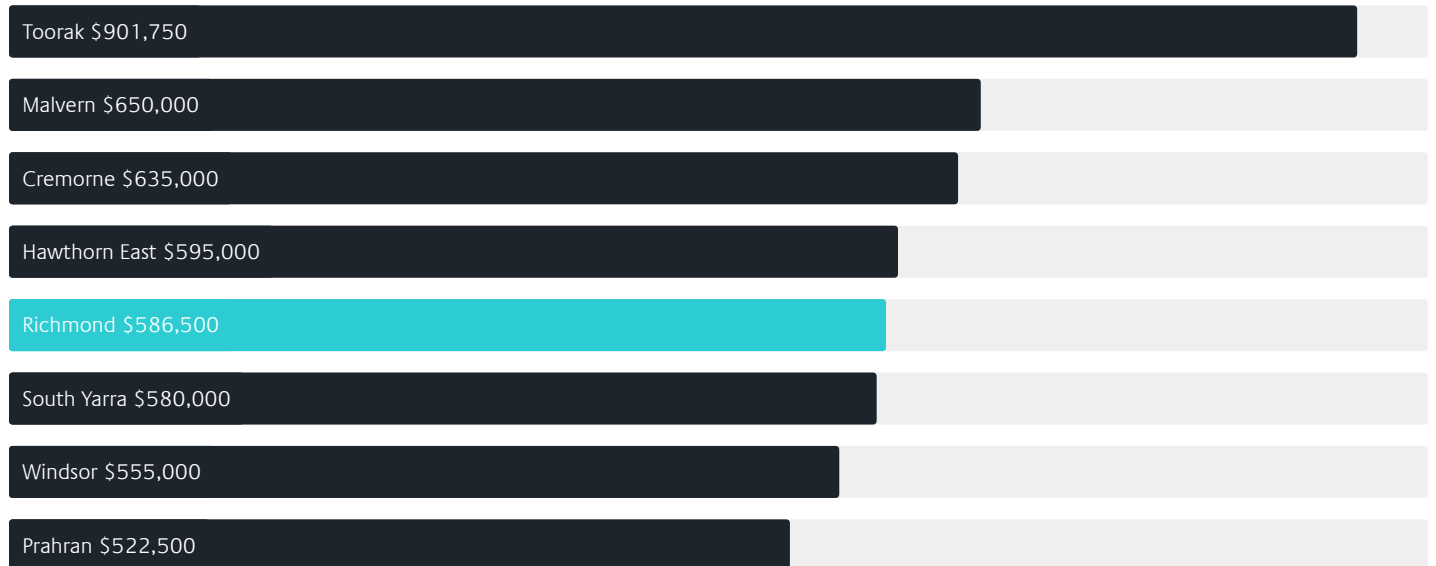
# Surrounding Suburbs

---

## Median House Sale Price\*



## Median Unit Sale Price\*



# Sales Snapshot

Sale Method\*



● Auction 38%  
● Private 62%

Auction Clearance Rate\*

77.63%

Median Days on Market^

24 days

Average Hold Period\*

7.3 years

## Insights

Dwelling Type^



● Houses 16% ● Units 84%

Ownership^



● Owned Outright 21% ● Mortgaged 27% ● Rented 53%

Population^

28,587

Median Asking Rent per week\*

\$823

Population Growth^

3.18%

Rental Yield\*

2.91%

Median Age^













34 years

Median Household Size^













2 people

# Sold Properties~













Discover a snapshot of the most recent results for this suburb, to view the full 12 months of sales history, please go to [jellisicraig.com.au/suburbinsights](https://jellisicraig.com.au/suburbinsights)

Address	Bedrooms	Type	Price	Sold
 2/80 Cutter St Richmond	2	Townhouse	\$1,115,000	04 Sep 2025
 602/172 Lennox St Richmond	3	Apartment	\$3,680,000	25 Apr 2025
 24 Johnson St Richmond	2	House	\$1,130,000	25 Apr 2025
 21 Type St Richmond	3	House	\$1,425,000	19 Apr 2025
 6/205 Burnley St Richmond	1	Apartment	\$485,000	16 Apr 2025
 3/200 Brighton St Richmond	2	Apartment	\$665,000	15 Apr 2025
 204/63 Glass St Richmond	1	Apartment	\$505,000	14 Apr 2025
 9/16 Goodwood St Richmond	2	Townhouse	\$855,000	13 Apr 2025
 317 Highett St Richmond	2	House	\$920,000	12 Apr 2025
 46 Peers St Richmond	2	House	\$1,370,000	12 Apr 2025
 43 Mary St Richmond	3	House	\$1,600,000	11 Apr 2025
 407/9 Griffiths St Richmond	2	Apartment	\$585,000	10 Apr 2025

# Sold Properties~

Address	Bedrooms	Type	Price	Sold
 901/1 Dyer St Richmond	1	Apartment	\$475,000	07 Apr 2025
 24A Manton St Richmond	2	House	\$1,055,000	05 Apr 2025
 13 Fordham Ct Richmond	2	House	\$1,115,000	05 Apr 2025
 3/285 Punt Rd Richmond	2	Unit	\$423,500	04 Apr 2025
 408/30 Burnley St Richmond	1	Apartment	\$390,000	03 Apr 2025
 3/10 Bosisto St Richmond	1	Unit	\$400,401	03 Apr 2025
 14/55 Bendigo St Richmond	2	Apartment	\$642,000	02 Apr 2025
 13/55 Bendigo St Richmond	1	Apartment	\$515,000	02 Apr 2025
 52 York St Richmond	4	House	\$1,500,000	01 Apr 2025
 205/2 Mcgoun St Richmond	1	Apartment	\$270,000	30 Mar 2025
 108/6 Lord St Richmond	2	Apartment	\$450,000	29 Mar 2025
 913/14 David St Richmond	2	Apartment	\$575,000	27 Mar 2025

# Sold Properties~

Address	Bedrooms	Type	Price	Sold
 10/10 Elaine Ct Richmond	2	Apartment	\$740,000	27 Mar 2025
 4/7 Sanders Pl Richmond	3	Flat/Unit/Apartment	\$1,250,000	26 Mar 2025
 2/28 Abinger St Richmond	3	Townhouse	\$1,560,000	26 Mar 2025
 2/104 Rowena Pde Richmond	2	Apartment	\$615,000	25 Mar 2025
 314/136 Burnley St Richmond	2	Apartment	\$452,500	24 Mar 2025
 59 Rowena Pde Richmond	2	House	\$1,375,000	24 Mar 2025
 8/136 Burnley St Richmond	2	Subdivided Unit/Villa/Townhouse	\$440,000	24 Mar 2025
 2/339 Burnley St Richmond	2	Apartment	\$680,500	23 Mar 2025
 19 Corsair St Richmond	3	House	\$930,000	22 Mar 2025
 112/8 Garfield St Richmond	1	Apartment	\$350,000	21 Mar 2025
 9/9 Goodwood St Richmond	1	Apartment	\$380,000	21 Mar 2025
 209/12 Coppin St Richmond	2	Apartment	\$785,000	19 Mar 2025



Richmond Office  
57-59 Bridge Road, Richmond  
03 9428 3333

[jelliscraig.com.au](http://jelliscraig.com.au)

Data is current as of PDF generation date 01/05/2025

\* Updated Quarterly for the past 12 months

^ Updated daily for the past quarter

~ Updated daily: 33 recent results.

This publication contains data, analytics, statistics and other information supplied by PROPERTYDATAONLINE PTY LTD (PropertyData). The data provided in this publication is of a general nature and should not be construed as specific advice or relied upon in lieu of appropriate professional advice.

PropertyData relies upon data supplied by third parties and while the data is checked and reviewed, PropertyData does not warrant the accuracy or completeness of the information to the full extent permitted by the law and excludes all loss or damage howsoever arising (including through negligence) in connection with the data supplied by PropertyData. The State of Victoria owns the copyright in the Property Sales Data and reproduction of that data in any way without the consent of the State of Victoria will constitute a breach of the Copyright Act 1968 (cth). The State of Victoria does not warrant the accuracy or completeness of the Property Sales Data and any person using or relying upon such information does so on the basis that the State of Victoria accepts no responsibility or liability whatsoever for any errors, faults, defects or omissions in the information supplied.