

JellisCraig

RICHMOND

Suburb Report

Know your neighbourhood.



RICHMOND SUBURB REPORT

Median House Price*

Median

\$1.46m

Quarterly Price Change

1.70% ↑

Median Unit Price*

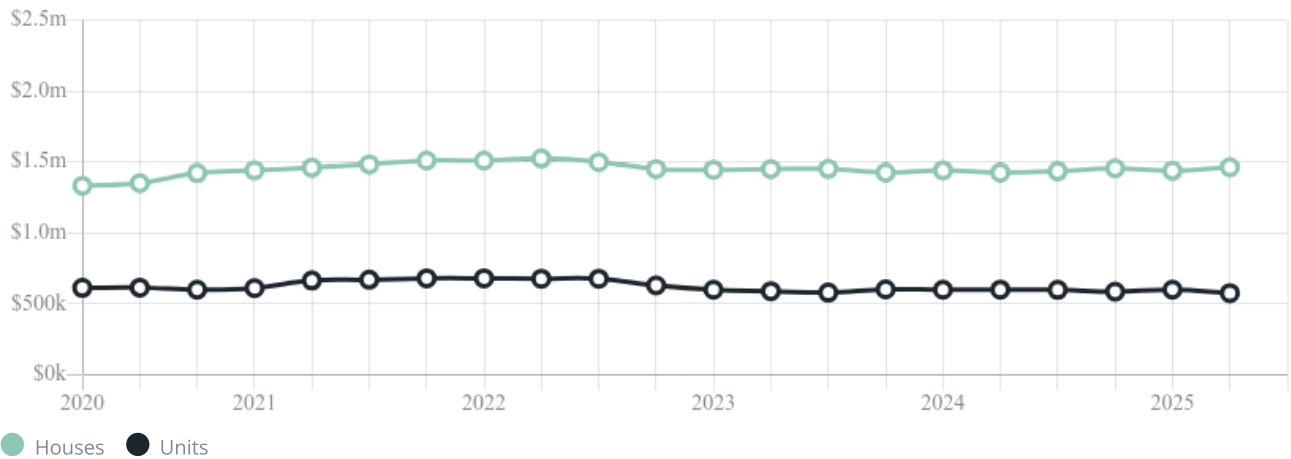
Median

\$576k

Quarterly Price Change

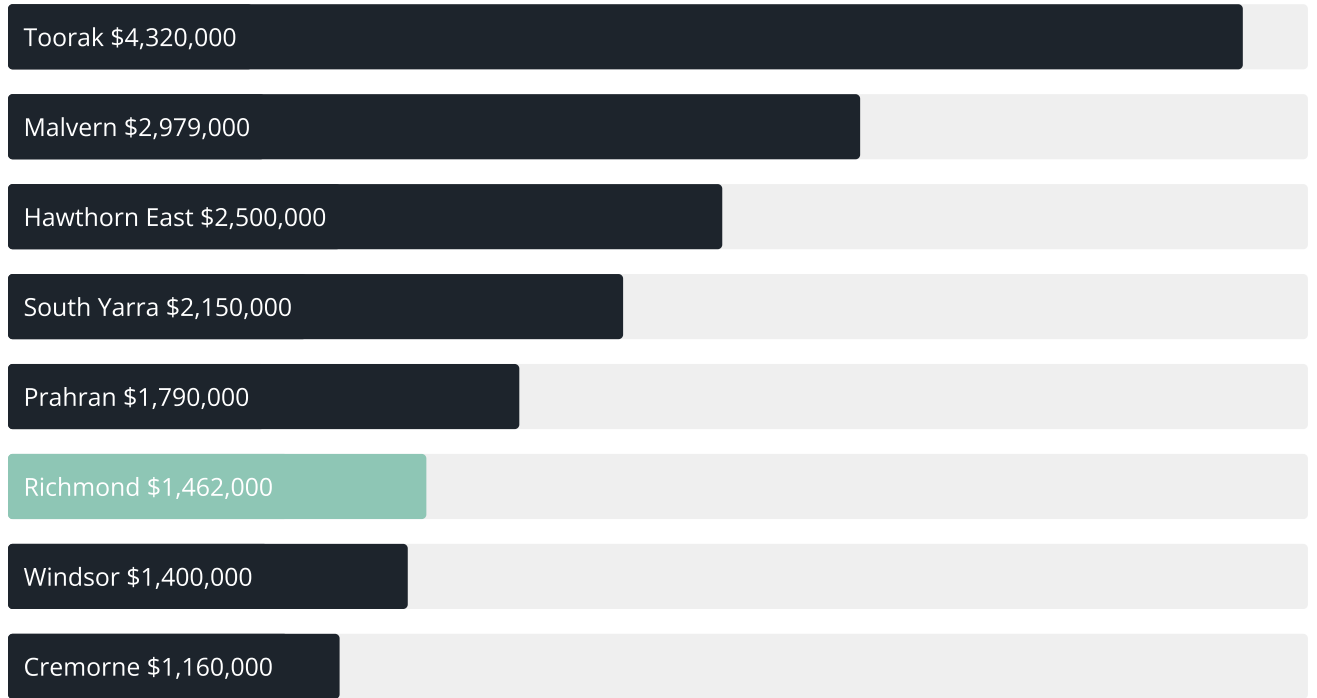
-4.00% ↓

Quarterly Price Change*

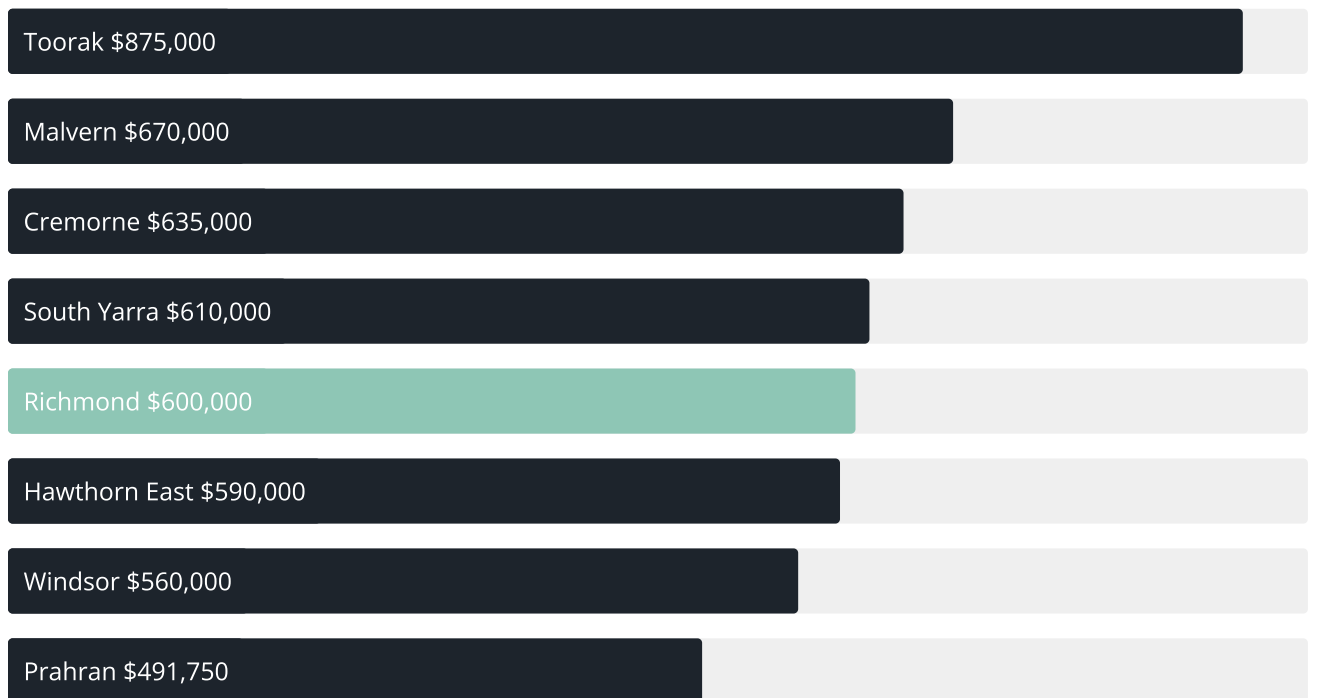


RICHMOND SUBURB REPORT

Median House Sale Price^{*}



Median Unit Sale Price^{*}



RICHMOND SUBURB REPORT

Sale Method*



Auction Clearance Rate*

82.42%


Median Days on Market^

24 days

Average Hold Period*

7.3 years

Dwelling Type^



Ownership^



Population^

28,587

Median Asking Rent per week*

\$850

Population Growth^

3.18%

Rental Yield*

2.91%

Median Age^











34 years

Median Household Size^











2 people

RICHMOND SUBURB REPORT











Discover a snapshot of the most recent results for this suburb, to view the full 12 months of sales history, please go to jellisicraig.com.au/suburbinsights

Address	Bedrooms	Type	Price	Sold
 10/2 Rotherwood St Richmond	1	Apartment	\$390,000	30 Sep 2025
 6 Type St Richmond	3	House	\$1,620,000	27 Sep 2025
 43 Leslie St Richmond	3	House	\$1,650,000	24 Sep 2025
 301/174 Burnley St Richmond	1	Apartment	\$385,000	24 Sep 2025
 404/71 Abinger St Richmond	2	Apartment	\$635,000	21 Sep 2025
 99 Duke St Richmond	3	House	\$1,400,000	20 Sep 2025
 18 Hodgson Tce Richmond	2	House	\$1,000,000	20 Sep 2025
 51 Fraser St Richmond	3	House	\$1,800,000	20 Sep 2025
 5 Dickens St Richmond	2	House	\$1,272,000	20 Sep 2025
 44 Leslie St Richmond	3	House	\$1,520,000	20 Sep 2025

RICHMOND SUBURB REPORT

Address	Bedrooms	Type	Price	Sold
 59 Gardner St Richmond	2	House	\$1,285,000	20 Sep 2025
 259 Burnley St Richmond	2	House	\$970,000	18 Sep 2025
 101/5 Kennedy Av Richmond	2	Apartment	\$700,000	17 Sep 2025
 805/633 Church St Richmond	2	Apartment	\$1,251,750	17 Sep 2025
 302/30 Burnley St Richmond	1	Apartment	\$370,000	16 Sep 2025
 106/63 Glass St Richmond	2	Apartment	\$632,500	15 Sep 2025
 502/253 Bridge Rd Richmond	2	Apartment	\$595,000	13 Sep 2025
 509/18 Tanner St Richmond	2	Apartment	\$1,013,000	13 Sep 2025
 49 Duke St Richmond	2	House	\$1,150,000	13 Sep 2025
 204/8 Garfield St Richmond	1	Apartment	\$387,000	10 Sep 2025

RICHMOND SUBURB REPORT

Address	Bedrooms	Type	Price	Sold
 26 Fraser St Richmond	3	House	\$880,000	10 Sep 2025
 10/182 Coppin St Richmond	1	House	\$314,600	10 Sep 2025
 24 Wertheim St Richmond	2	Townhouse	\$1,200,000	09 Sep 2025
 4/54-62 Bendigo St Richmond	2	Apartment	\$640,000	08 Sep 2025
 201/61 Stawell St Richmond	1	Apartment	\$490,000	08 Sep 2025
 3/2 The Vacluse Richmond	2	Unit	\$644,000	06 Sep 2025
 90 Lord St Richmond	2	House	\$1,360,000	06 Sep 2025
 57 Palmer St Richmond	3	House	\$1,650,000	06 Sep 2025
 609/8 Howard St Richmond	1	Apartment	\$559,000	05 Sep 2025
 2/80 Cutter St Richmond	2	Townhouse	\$1,115,000	04 Sep 2025



Richmond Office
57-59 Bridge Road, Richmond
03 9428 3333

jellisraig.com.au

Data is current as of PDF generation date 01/10/2025

* Updated Quarterly for the past 12 months

^ Updated daily for the past quarter

~ Updated daily: 33 recent results.

This publication contains data, analytics, statistics and other information supplied by PROPERTYDATAONLINE PTY LTD (PropertyData). The data provided in this publication is of a general nature and should not be construed as specific advice or relied upon in lieu of appropriate professional advice.

PropertyData relies upon data supplied by third parties and while the data is checked and reviewed, PropertyData does not warrant the accuracy or completeness of the information to the full extent permitted by the law and excludes all loss or damage howsoever arising (including through negligence) in connection with the data supplied by PropertyData. The State of Victoria owns the copyright in the Property Sales Data and reproduction of that data in any way without the consent of the State of Victoria will constitute a breach of the Copyright Act 1968 (cth). The State of Victoria does not warrant the accuracy or completeness of the Property Sales Data and any person using or relying upon such information does so on the basis that the State of Victoria accepts no responsibility or liability whatsoever for any errors, faults, defects or omissions in the information supplied.