

JellisCraig

RICHMOND

Suburb Report

Know your neighbourhood.



RICHMOND SUBURB REPORT

Median House Price*

Median

\$1.46m

Quarterly Price Change

1.70% ↑

Median Unit Price*

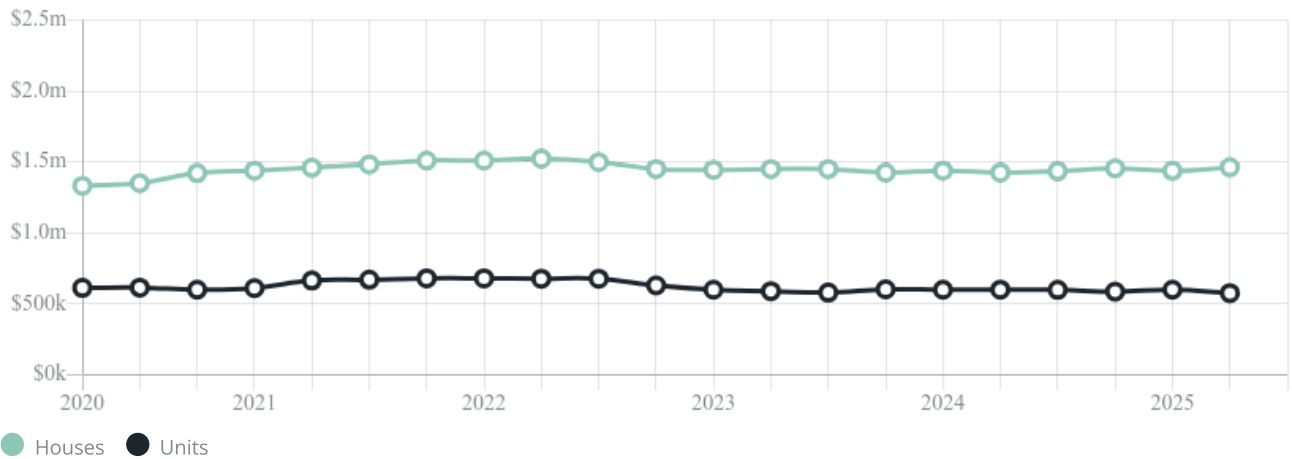
Median

\$576k

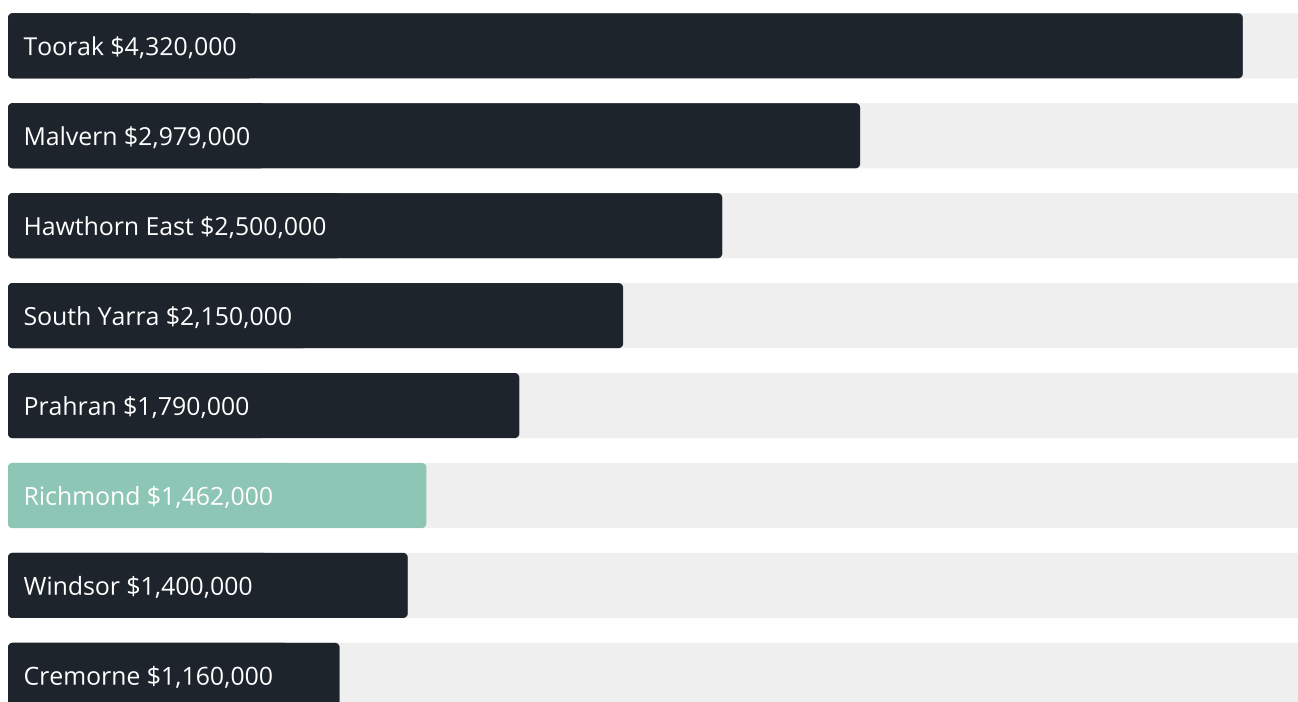
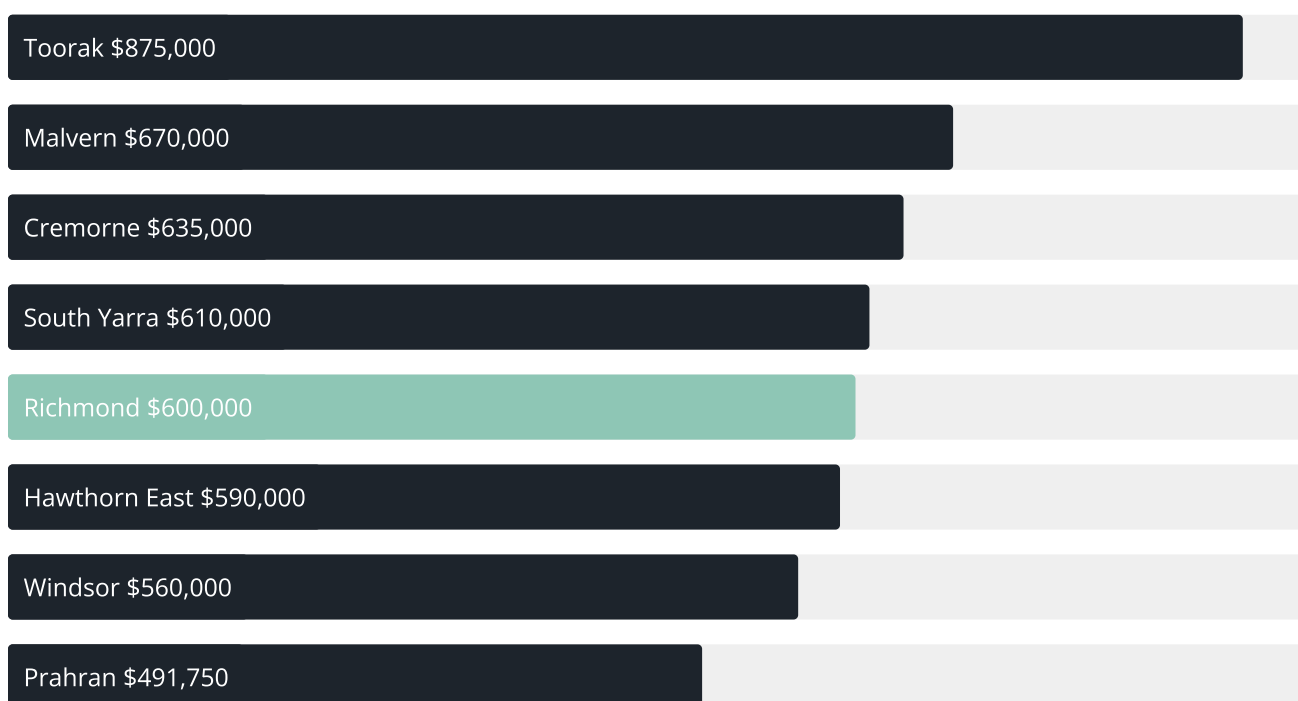
Quarterly Price Change

-4.00% ↓

Quarterly Price Change*



RICHMOND SUBURB REPORT

Median House Sale Price^{*}Median Unit Sale Price^{*}

RICHMOND SUBURB REPORT

Sale Method*



Auction Clearance Rate*

83.33%


Median Days on Market^

25 days

Average Hold Period*

7.3 years

Dwelling Type^



Ownership^



Population^

28,587

Median Asking Rent per week*

\$850

Population Growth^

3.18%

Rental Yield*

2.91%

Median Age^











34 years

Median Household Size^











2 people

RICHMOND SUBURB REPORT











Discover a snapshot of the most recent results for this suburb, to view the full 12 months of sales history, please go to jellisicraig.com.au/suburbinsights

| Address | Bedrooms | Type | Price | Sold |
|---|----------|-----------|-------------|-------------|
|  2/80 Cutter St Richmond | 2 | Townhouse | \$1,115,000 | 04 Sep 2025 |
|  4/303-305 Church St Richmond | 2 | Apartment | \$665,000 | 30 Aug 2025 |
|  1/28 Abinger St Richmond | 3 | Townhouse | \$1,530,000 | 30 Aug 2025 |
|  1104/33 Judd St Richmond | 3 | Apartment | \$1,200,000 | 26 Aug 2025 |
|  3/397 Church St Richmond | 2 | Townhouse | \$930,000 | 22 Aug 2025 |
|  6 Smith St Richmond | 3 | House | \$1,200,000 | 18 Aug 2025 |
|  1 Montgomery St RICHMOND | 4 | House | \$2,300,000 | 16 Aug 2025 |
|  33/15 River Blvd Richmond | 3 | Apartment | \$1,450,000 | 16 Aug 2025 |
|  22 Stanley St Richmond | 3 | House | \$1,715,000 | 16 Aug 2025 |
|  70 Lincoln St Richmond | 2 | House | \$1,190,000 | 16 Aug 2025 |

RICHMOND SUBURB REPORT

| Address | Bedrooms | Type | Price | Sold |
|---|----------|-----------|-------------|-------------|
|  7/44 Lord St Richmond | 1 | Apartment | \$315,000 | 15 Aug 2025 |
|  101/65 Stawell St Richmond | 2 | Apartment | \$630,000 | 15 Aug 2025 |
|  15/73 River St Richmond | 2 | Apartment | \$960,000 | 12 Aug 2025 |
|  7/1 Victoria Pl Richmond | 3 | Apartment | \$665,000 | 11 Aug 2025 |
|  2/28 Fraser St Richmond | 2 | Apartment | \$410,000 | 11 Aug 2025 |
|  203/71 Abinger St Richmond | 1 | Apartment | \$495,000 | 11 Aug 2025 |
|  68 Abinger St Richmond | 2 | House | \$1,250,000 | 09 Aug 2025 |
|  6/33 York St Richmond | 3 | Townhouse | \$1,205,000 | 09 Aug 2025 |
|  3/2 Waterloo Pl Richmond | 2 | Apartment | \$735,000 | 09 Aug 2025 |
|  10/45 York St Richmond | 1 | Apartment | \$410,000 | 08 Aug 2025 |

RICHMOND SUBURB REPORT

| Address | Bedrooms | Type | Price | Sold |
|--|----------|--------------------------|-------------|----------------|
|  11 Benson St Richmond | 3 | House | \$2,100,000 | 08 Aug 2025 |
|  312/205 Burnley St Richmond | 1 | Apartment | \$432,000 | 08 Aug 2025 |
|  5/38 Burnley St Richmond | 2 | Apartment | \$540,000 | 07 Aug 2025 |
|  5/84 Cutter St Richmond | 1 | Apartment | \$545,000 | 06 Aug 2025 |
|  33 Appleton St Richmond | 3 | Townhouse | \$1,065,000 | 06 Aug 2025 |
|  30/9 Tennyson St Richmond | 2 | Apartment | \$765,000 | 04 Aug 2025 |
|  11/47 Mary St Richmond | 1 | Townhouse (Conjoined) | \$1,260,000 | 03 Aug 2025 |
|  141 Mary St Richmond | 2 | House | \$1,590,000 | 02 Aug 2025 |
|  26 Thomas St Richmond | 3 | Townhouse | \$1,670,000 | 01 Aug 2025 |
|  1/164 Highett St Richmond | 4 | Townhouse | \$1,182,500 | 31 Jul 2025 |



Richmond Office
57-59 Bridge Road, Richmond
03 9428 3333

jellisraig.com.au

Data is current as of PDF generation date 01/09/2025

* Updated Quarterly for the past 12 months

^ Updated daily for the past quarter

~ Updated daily: 33 recent results.

This publication contains data, analytics, statistics and other information supplied by PROPERTYDATAONLINE PTY LTD (PropertyData). The data provided in this publication is of a general nature and should not be construed as specific advice or relied upon in lieu of appropriate professional advice.

PropertyData relies upon data supplied by third parties and while the data is checked and reviewed, PropertyData does not warrant the accuracy or completeness of the information to the full extent permitted by the law and excludes all loss or damage howsoever arising (including through negligence) in connection with the data supplied by PropertyData. The State of Victoria owns the copyright in the Property Sales Data and reproduction of that data in any way without the consent of the State of Victoria will constitute a breach of the Copyright Act 1968 (cth). The State of Victoria does not warrant the accuracy or completeness of the Property Sales Data and any person using or relying upon such information does so on the basis that the State of Victoria accepts no responsibility or liability whatsoever for any errors, faults, defects or omissions in the information supplied.