

Suburb Report

Know your neighbourhood.



Property Prices

Median House Price*

Median

\$1.02m

Quarterly Price Change

-0.24% ↓

Median Unit Price*

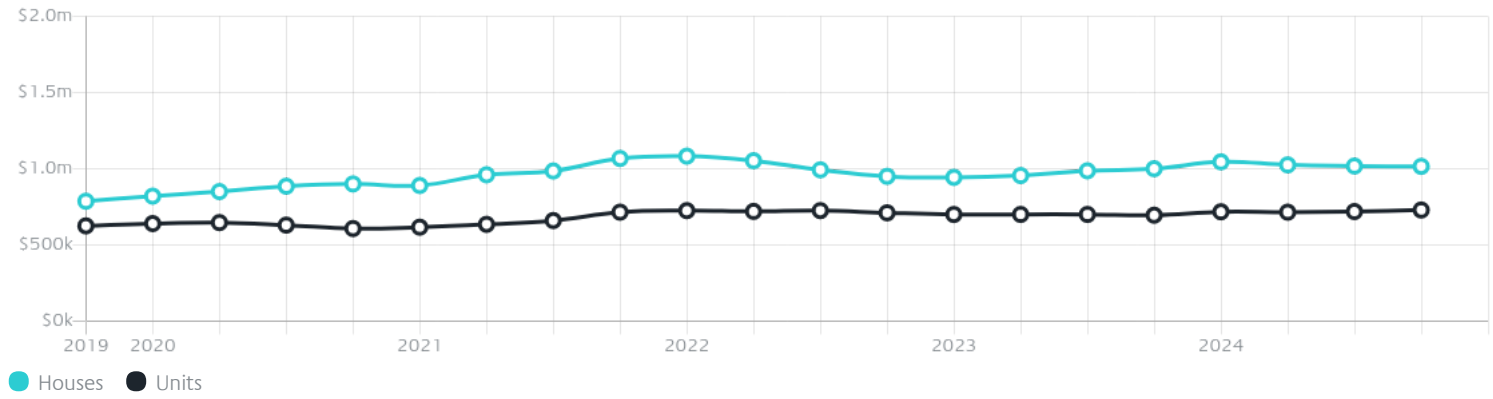
Median

\$729k

Quarterly Price Change

1.39% ↑

Quarterly Price Change*

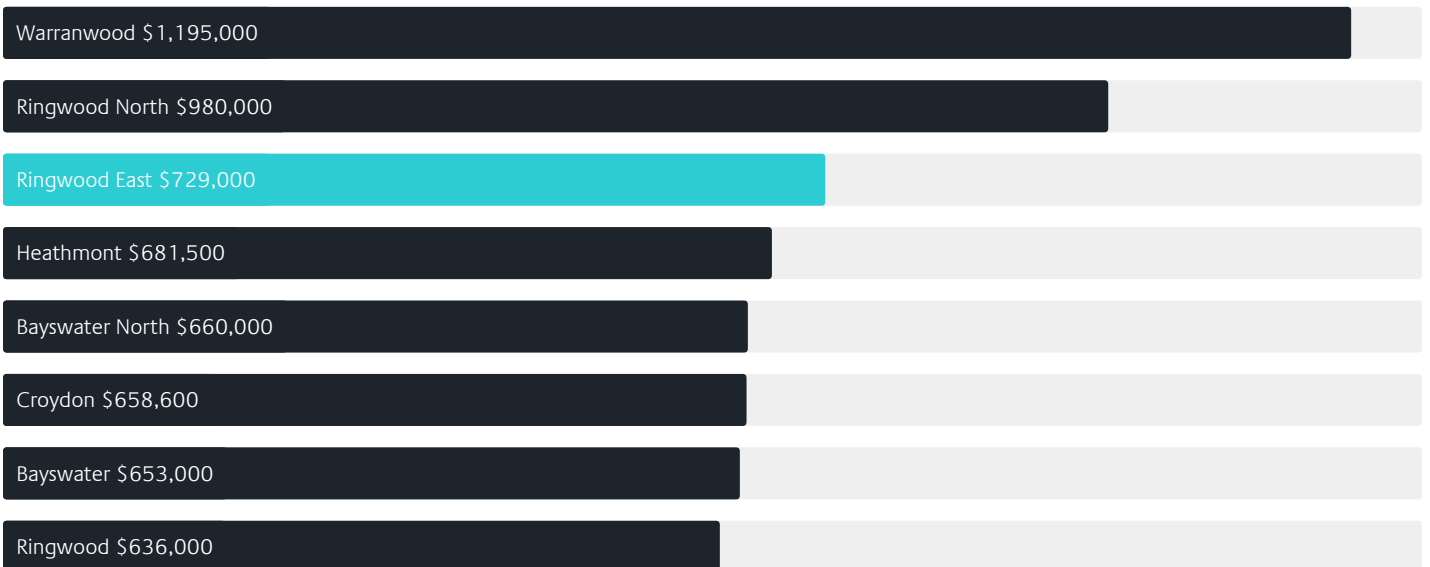


Surrounding Suburbs

Median House Sale Price*



Median Unit Sale Price*



Sales Snapshot

Sale Method^{*}



● Auction 24%
● Private 76%

Auction Clearance Rate^{*}

76.92%

Median Days on Market[^]

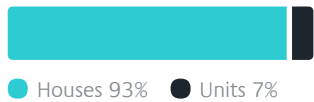
28 days

Average Hold Period^{*}

8.5 years

Insights

Dwelling Type[^]



● Houses 93% ● Units 7%

Ownership[^]



● Owned Outright 34% ● Mortgaged 40% ● Rented 26%

Population[^]

10,764

Median Asking Rent per week^{*}

\$583

Population Growth[^]

4.86%

Rental Yield^{*}

2.96%

Median Age[^]













38 years

Median Household Size[^]













2.5 people

Sold Properties~













Discover a snapshot of the most recent results for this suburb, to view the full 12 months of sales history, please go to jellisraig.com.au/suburbinsights

Address	Bedrooms	Type	Price	Sold
 2/1 Howship Ct Ringwood East	2	Unit	\$667,000	30 Jan 2025
 21 Lois St Ringwood East	6	House	\$1,908,000	23 Jan 2025
 2/100 Dublin Rd Ringwood East	3	Townhouse	\$780,000	22 Jan 2025
 4/1 Laurence Gr Ringwood East	2	Unit	\$720,000	07 Jan 2025
 3b Charles St Ringwood East	4	House	\$892,500	31 Dec 2024
 2/69 Bedford Rd Ringwood East	3	Townhouse	\$910,000	26 Dec 2024
 6 Rawson Ct Ringwood East	3	House	\$1,050,000	26 Dec 2024
 1 Hume St Ringwood East	3	House	\$835,000	24 Dec 2024
 3 Ruthven Way RINGWOOD EAST	4	House	\$1,600,000	22 Dec 2024
 4/26 Mt Dandenong Rd Ringwood East	2	Unit	\$520,000	19 Dec 2024
 2/41-43 Dublin Rd Ringwood East	2	Unit	\$510,000	17 Dec 2024
 1/51 Mt Dandenong Rd Ringwood East	2	Unit	\$490,000	17 Dec 2024

Sold Properties~

Address	Bedrooms	Type	Price	Sold
 1/8 Heathwood St Ringwood East	3	Unit	\$720,000	16 Dec 2024
 23A Byways Dr Ringwood East	3	House	\$950,000	14 Dec 2024
 15 Rozelle Av Ringwood East	4	House	\$1,320,000	12 Dec 2024
 3/100 Dublin Rd Ringwood East	3	Townhouse	\$790,000	12 Dec 2024
 22-24 Victoria St Ringwood East	5	House	\$2,278,000	11 Dec 2024
 1/25 Victoria St Ringwood East	2	Unit	\$795,000	10 Dec 2024
 12a Alexandra Rd Ringwood East	2	House	\$790,000	10 Dec 2024
 5 Langley St Ringwood East	3	House	\$1,180,000	07 Dec 2024
 25 Scenic Av Ringwood East	5	House	\$1,181,000	07 Dec 2024
 4/39 Mt Dandenong Rd Ringwood East	2	Unit	\$685,000	06 Dec 2024
 2/3-5 Federal Rd Ringwood East	2	Unit	\$610,000	04 Dec 2024
 3/2-4 Eastfield Rd RINGWOOD EAST	2	Unit	\$610,000	04 Dec 2024

Sold Properties~

Address	Bedrooms	Type	Price	Sold
 1/20 Freeman St RINGWOOD EAST	2	Unit	\$605,000	01 Dec 2024
 1/16 Shasta Av Ringwood East	3	Strata Unit/Flat	\$965,000	29 Nov 2024
 3/9 Northwood St Ringwood East	3	Unit	\$760,000	27 Nov 2024
 4/1 Mines Rd Ringwood East	2	Unit	\$635,000	27 Nov 2024
 2/11 Victoria St Ringwood East	3	Townhouse	\$1,000,000	27 Nov 2024
 38 Rozelle Av Ringwood East	4	House	\$1,190,000	26 Nov 2024
 3/79 Mt Dandenong Rd Ringwood East	3	Unit	\$800,000	26 Nov 2024
 2/29 Eastfield Rd Ringwood East	3	Unit	\$790,000	25 Nov 2024
 19a Canterbury Rd Ringwood East	2	House	\$720,000	25 Nov 2024
 18 Seares Dr Ringwood East	3	House	\$960,000	23 Nov 2024
 8 Old Lilydale Rd Ringwood East	4	House	\$1,188,000	20 Nov 2024
 2/24a Kemps St Ringwood East	2	Unit	\$566,000	20 Nov 2024



Ringwood Office
90 Maroondah Hwy, Ringwood
03 9870 6211

jelliscraig.com.au

Data is current as of PDF generation date 01/02/2025

* Updated Quarterly for the past 12 months

^ Updated daily for the past quarter

~ Updated daily: 33 recent results.

This publication contains data, analytics, statistics and other information supplied by PROPERTYDATAONLINE PTY LTD (PropertyData). The data provided in this publication is of a general nature and should not be construed as specific advice or relied upon in lieu of appropriate professional advice.

PropertyData relies upon data supplied by third parties and while the data is checked and reviewed, PropertyData does not warrant the accuracy or completeness of the information to the full extent permitted by the law and excludes all loss or damage howsoever arising (including through negligence) in connection with the data supplied by PropertyData. The State of Victoria owns the copyright in the Property Sales Data and reproduction of that data in any way without the consent of the State of Victoria will constitute a breach of the Copyright Act 1968 (cth). The State of Victoria does not warrant the accuracy or completeness of the Property Sales Data and any person using or relying upon such information does so on the basis that the State of Victoria accepts no responsibility or liability whatsoever for any errors, faults, defects or omissions in the information supplied.