

JellisCraig

RINGWOOD NORTH

Suburb Report

Know your neighbourhood.



RINGWOOD NORTH SUBURB REPORT

Median House Price*

Median

\$1.20m

Quarterly Price Change

-1.63% ↓

Median Unit Price*

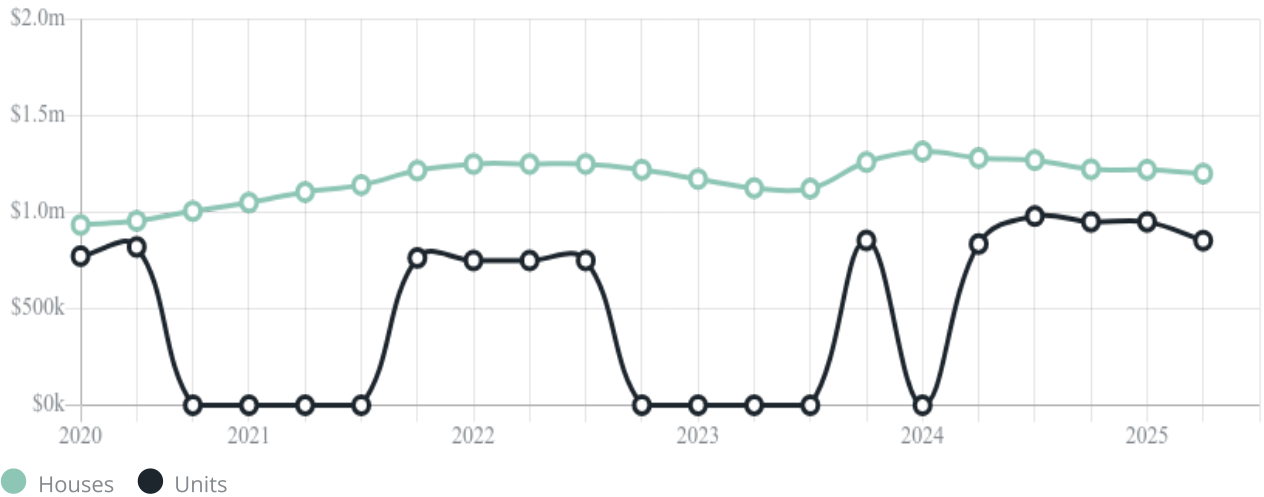
Median

\$853k

Quarterly Price Change

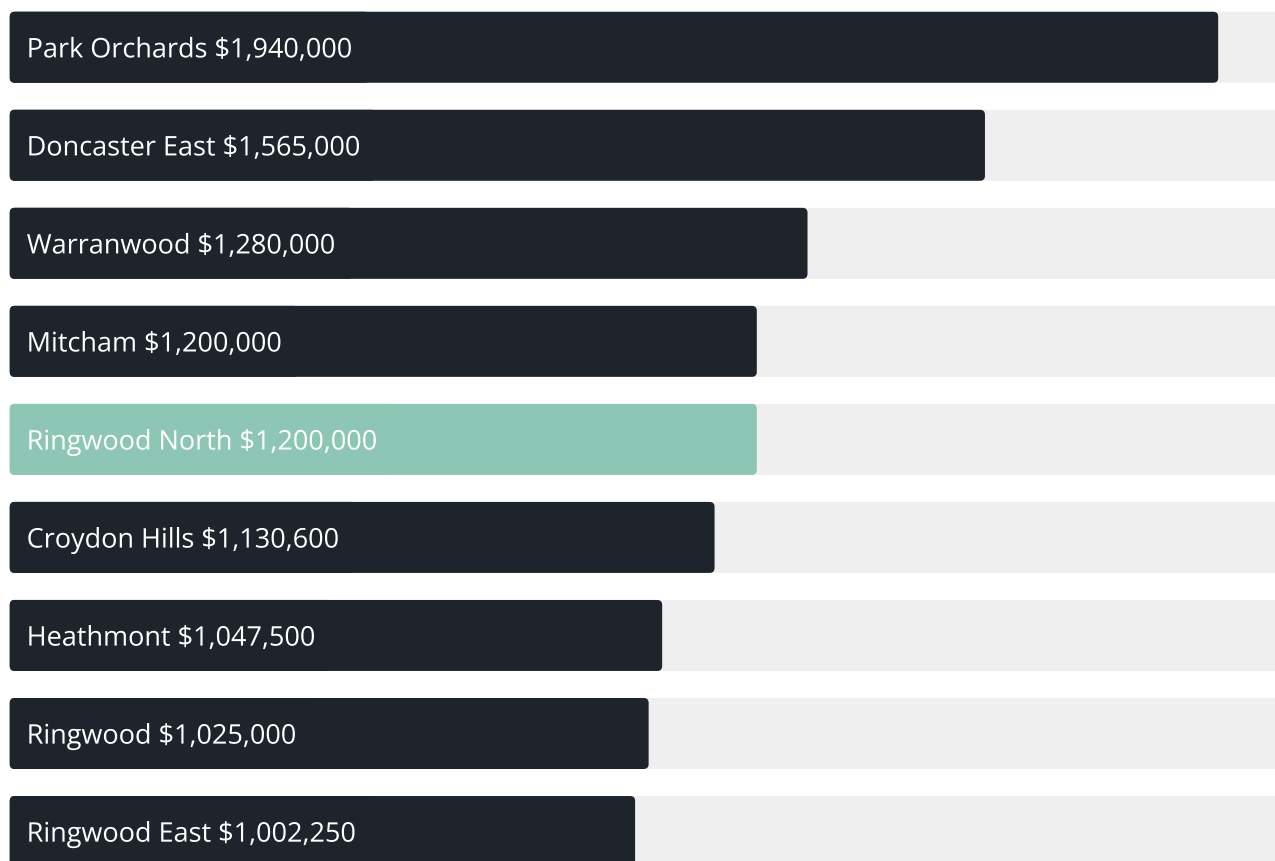
-10.21% ↓

Quarterly Price Change*



RINGWOOD NORTH SUBURB REPORT

Median House Sale Price*



Median Unit Sale Price*



RINGWOOD NORTH SUBURB REPORT

Sale Method*



Auction 18%
Private 82%

Auction Clearance Rate*
87.5%

Median Days on Market^
23 days

Average Hold Period*
7.6 years

Dwelling Type^



Houses 98% Units 2%

Ownership^



Owned Outright 45% Mortgaged 45% Rented 10%

Population^
9,964

Median Asking Rent per week*
\$630

Population Growth^
1.34%











Rental Yield*
2.55%

Median Age^
43 years











Median Household Size^

RINGWOOD NORTH SUBURB REPORT










Discover a snapshot of the most recent results for this suburb, to view the full 12 months of sales history, please go to jellisraig.com.au/suburbinsights

Address	Bedrooms	Type	Price	Sold
 25 Tortice Dr Ringwood North	4	House	\$1,100,000	25 Jul 2025
 21 Tortice Dr Ringwood North	4	House	\$990,000	22 Jul 2025
 51 Melview Dr Ringwood North	4	House	\$1,260,000	19 Jul 2025
 63 Goldsmith Av Ringwood North	3	House	\$1,270,000	17 Jul 2025
 6c Bellavista Pl Ringwood North	4	House	\$1,630,000	16 Jul 2025
 72 Tortice Dr Ringwood North	4	House	\$1,328,000	09 Jul 2025
 11 Cypress Pl Ringwood North	4	House	\$1,550,000	08 Jul 2025
 2/2 Tortice Dr Ringwood North	3	House	\$898,000	03 Jul 2025
 39 Hygeia Pde Ringwood North	4	House	\$1,361,000	27 Jun 2025
 39 Cantala Cr Ringwood North	4	House	\$1,101,000	18 Jun 2025

RINGWOOD NORTH SUBURB REPORT

Address	Bedrooms	Type	Price	Sold
 10 Evelyn Rd Ringwood North	3	House	\$1,165,000	18 Jun 2025
 196 Oban Rd Ringwood North	5	House	\$1,289,000	18 Jun 2025
 2/4 Evelyn Rd Ringwood North	2	Unit	\$656,000	17 Jun 2025
 32 Burlock Av Ringwood North	0	Land	\$750,000	14 Jun 2025
 5 Kubba Rd Ringwood North	3	House	\$850,000	11 Jun 2025
 17 Unsworth Rd Ringwood North	2	House	\$843,500	07 Jun 2025
 7/14 Loughnan Rd Ringwood North	2	Unit	\$650,000	31 May 2025
 1/10 Timbertop Rd Ringwood North	2	Unit	\$715,000	21 May 2025
 4 Panorama Av Ringwood North	5	House	\$1,772,000	20 May 2025
 5/139 Warrandyte Rd Ringwood North	2	Unit	\$665,000	18 May 2025

RINGWOOD NORTH SUBURB REPORT

Address	Bedrooms	Type	Price	Sold
 6 Gabriella Ct Ringwood North	3	House	\$955,000	17 May 2025
 29 Barnsdale Way Ringwood North	4	House	\$1,705,000	16 May 2025
 44 Felix Cr Ringwood North	3	House	\$960,000	16 May 2025
 38 Felix Cr Ringwood North	4	House	\$1,550,000	16 May 2025
 1/2 Old Warrandyte Rd Ringwood North	3	House	\$1,078,000	15 May 2025
 46 Kubis Dr Ringwood North	4	House	\$1,290,000	14 May 2025
 44 Park Hill Dr Ringwood North	3	House	\$1,160,000	14 May 2025
 2 Glenvale Rd Ringwood North	4	House	\$930,000	09 May 2025
 55 Goldsmith Av Ringwood North	3	House	\$928,000	02 May 2025
 3 Goldsmith Av Ringwood North	3	House	\$960,000	28 Apr 2025



Ringwood Office
90 Maroondah Hwy, Ringwood
03 9870 6211

jellisraig.com.au

Data is current as of PDF generation date 01/08/2025

* Updated Quarterly for the past 12 months

^ Updated daily for the past quarter

~ Updated daily: 33 recent results.

This publication contains data, analytics, statistics and other information supplied by PROPERTYDATAONLINE PTY LTD (PropertyData). The data provided in this publication is of a general nature and should not be construed as specific advice or relied upon in lieu of appropriate professional advice.

PropertyData relies upon data supplied by third parties and while the data is checked and reviewed, PropertyData does not warrant the accuracy or completeness of the information to the full extent permitted by the law and excludes all loss or damage howsoever arising (including through negligence) in connection with the data supplied by PropertyData. The State of Victoria owns the copyright in the Property Sales Data and reproduction of that data in any way without the consent of the State of Victoria will constitute a breach of the Copyright Act 1968 (cth). The State of Victoria does not warrant the accuracy or completeness of the Property Sales Data and any person using or relying upon such information does so on the basis that the State of Victoria accepts no responsibility or liability whatsoever for any errors, faults, defects or omissions in the information supplied.