

RINGWOOD NORTH

Suburb Report

Know your neighbourhood.



Property Prices

Median House Price*

Median

\$1.23m

Quarterly Price Change

-3.54% ↓

Median Unit Price*

Median

\$905k

Quarterly Price Change

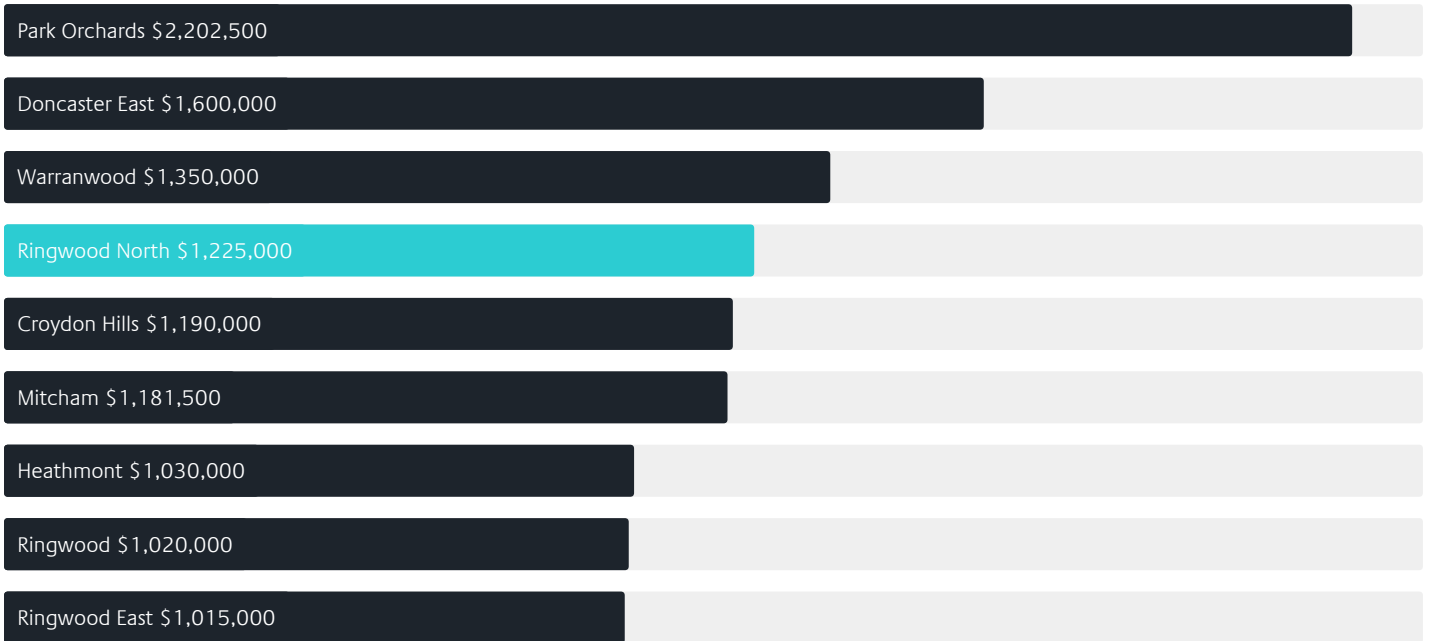
-7.65% ↓

Quarterly Price Change*

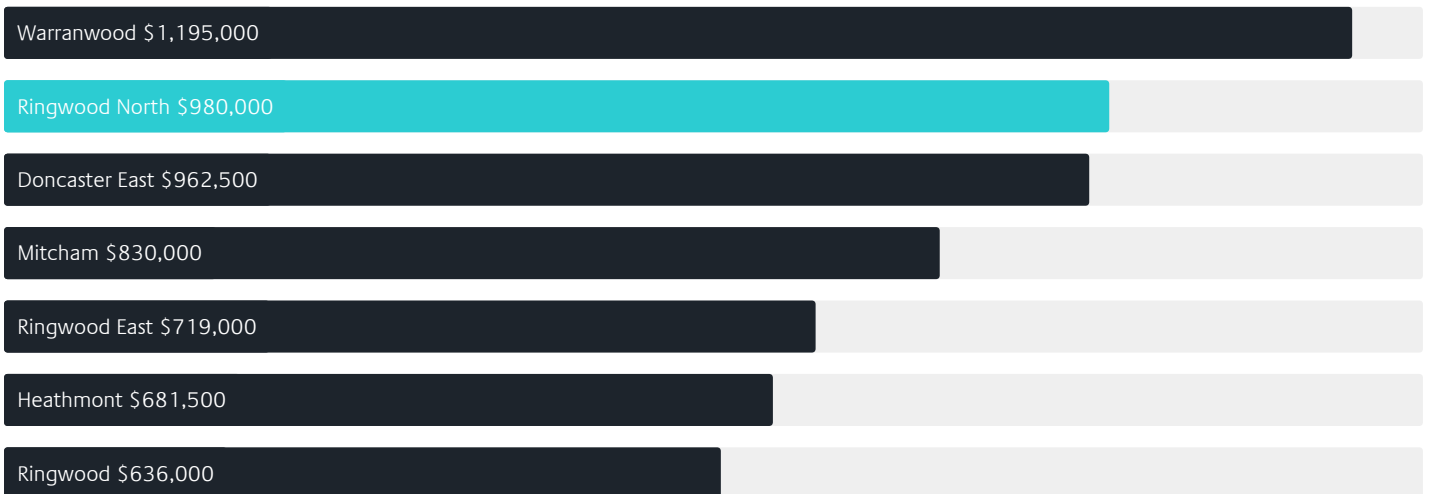


Surrounding Suburbs

Median House Sale Price*



Median Unit Sale Price*



Sales Snapshot

Sale Method^{*}



● Auction 26%
● Private 74%

Auction Clearance Rate^{*}

100%

Median Days on Market[^]

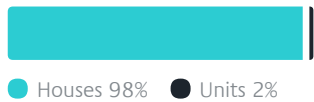
25 days

Average Hold Period^{*}

7.6 years

Insights

Dwelling Type[^]



● Houses 98% ● Units 2%

Ownership[^]



● Owned Outright 45% ● Mortgaged 45% ● Rented 10%

Population[^]

9,964

Median Asking Rent per week^{*}

\$620

Population Growth[^]

1.34%

Rental Yield^{*}

2.55%

Median Age[^]













43 years

Median Household Size[^]













2.8 people

Sold Properties~













Discover a snapshot of the most recent results for this suburb, to view the full 12 months of sales history, please go to jellisicraig.com.au/suburbinsights

Address	Bedrooms	Type	Price	Sold
 30 Cottinglea Ringwood North	4	House	\$1,115,000	05 Jan 2025
 8 Tortice Dr Ringwood North	4	House	\$1,090,000	24 Dec 2024
 49 Summit Cr Ringwood North	4	House	\$946,000	14 Dec 2024
 166 Warrandyte Rd Ringwood North	5	House	\$1,750,000	07 Dec 2024
 30 Felix Cr Ringwood North	4	House	\$1,765,000	07 Dec 2024
 9 Terrigal Cl Ringwood North	4	House	\$950,000	06 Dec 2024
 645 Ringwood Warrandyte Rd Ringwood North	5	House	\$1,590,000	05 Dec 2024
 2/12 Derwent St Ringwood North	3	Unit	\$690,000	04 Dec 2024
 35 Hamilton Dr Ringwood North	4	House	\$1,225,000	29 Nov 2024
 6 Casula Pl Ringwood North	4	House	\$1,303,000	27 Nov 2024
 3/92 Oban Rd Ringwood North	4	House	\$1,050,000	27 Nov 2024
 10 Powrie Ct Ringwood North	4	House	\$990,000	27 Nov 2024

Sold Properties~

Address	Bedrooms	Type	Price	Sold
 46 Loughnan Rd RINGWOOD NORTH	5	House	\$1,210,000	23 Nov 2024
 12 McMahon Ct Ringwood North	4	House	\$1,422,000	22 Nov 2024
 2/10 Linden Rd Ringwood North	3	Unit	\$860,000	21 Nov 2024
 5/20 Loughnan Rd Ringwood North	3	Unit	\$726,600	19 Nov 2024
 26 Felix Cr Ringwood North	5	House	\$1,074,699	16 Nov 2024
 1 Cameron Rd Ringwood North	3	House	\$1,055,000	12 Nov 2024
 3/10 Unsworth Rd Ringwood North	3	Townhouse	\$965,000	09 Nov 2024
 10 Tortice Dr Ringwood North	3	House	\$950,000	09 Nov 2024
 47 Adolphson Av Ringwood North	4	House	\$915,000	09 Nov 2024
 2 Marcel Ct Ringwood North	4	House	\$1,130,000	09 Nov 2024
 6 Klead Ct Ringwood North	4	House	\$1,220,000	08 Nov 2024
 30 Hygeia Pde Ringwood North	4	House	\$1,263,000	07 Nov 2024

Sold Properties~

Address	Bedrooms	Type	Price	Sold
 14 Felix Cr Ringwood North	4	House	\$1,201,500	07 Nov 2024
 9 Heron Ct Ringwood North	4	House	\$1,900,000	07 Nov 2024
 1 Melview Dr Ringwood North	4	House	\$980,000	07 Nov 2024
 53 Lockhart Rd Ringwood North	4	House	\$1,108,888	06 Nov 2024
 15 The Summit Ringwood North	4	House	\$1,435,000	05 Nov 2024
 1 Kubis Dr Ringwood North	3	House	\$1,190,000	31 Oct 2024
 59 Melview Dr Ringwood North	3	House	\$1,350,000	26 Oct 2024
 17 Werac Dr Ringwood North	4	House	\$1,200,000	25 Oct 2024
 1 / 131 Warrandyte Rd Ringwood North	2	House	\$706,000	22 Oct 2024
 8 / 139 Warrandyte Rd Ringwood North	2	Unit	\$630,000	21 Oct 2024
 6b Through Rd Ringwood North	4	House	\$1,275,000	18 Oct 2024
 6 Terrigal Cl Ringwood North	5	House	\$1,255,500	16 Oct 2024



Ringwood Office
90 Maroondah Hwy, Ringwood
03 9870 6211

jelliscraig.com.au

Data is current as of PDF generation date 20/01/2025

* Updated Quarterly for the past 12 months

^ Updated daily for the past quarter

~ Updated daily: 33 recent results.

This publication contains data, analytics, statistics and other information supplied by PROPERTYDATAONLINE PTY LTD (PropertyData). The data provided in this publication is of a general nature and should not be construed as specific advice or relied upon in lieu of appropriate professional advice.

PropertyData relies upon data supplied by third parties and while the data is checked and reviewed, PropertyData does not warrant the accuracy or completeness of the information to the full extent permitted by the law and excludes all loss or damage howsoever arising (including through negligence) in connection with the data supplied by PropertyData. The State of Victoria owns the copyright in the Property Sales Data and reproduction of that data in any way without the consent of the State of Victoria will constitute a breach of the Copyright Act 1968 (cth). The State of Victoria does not warrant the accuracy or completeness of the Property Sales Data and any person using or relying upon such information does so on the basis that the State of Victoria accepts no responsibility or liability whatsoever for any errors, faults, defects or omissions in the information supplied.