

Suburb Report

Know your neighbourhood.



Property Prices

Median House Price*

Median

\$1.02m

Quarterly Price Change

0.99% ↑

Median Unit Price*

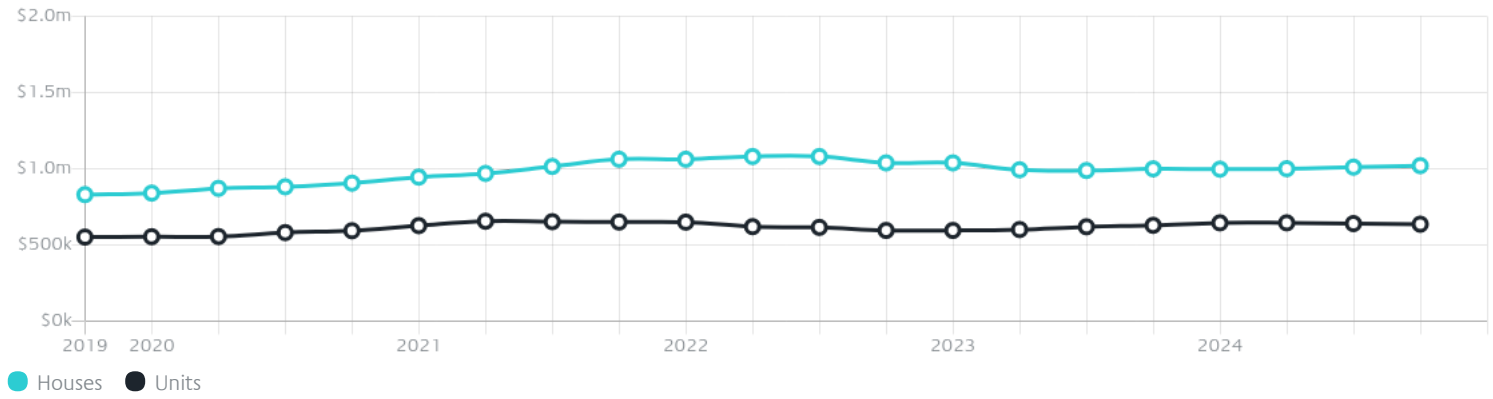
Median

\$636k

Quarterly Price Change

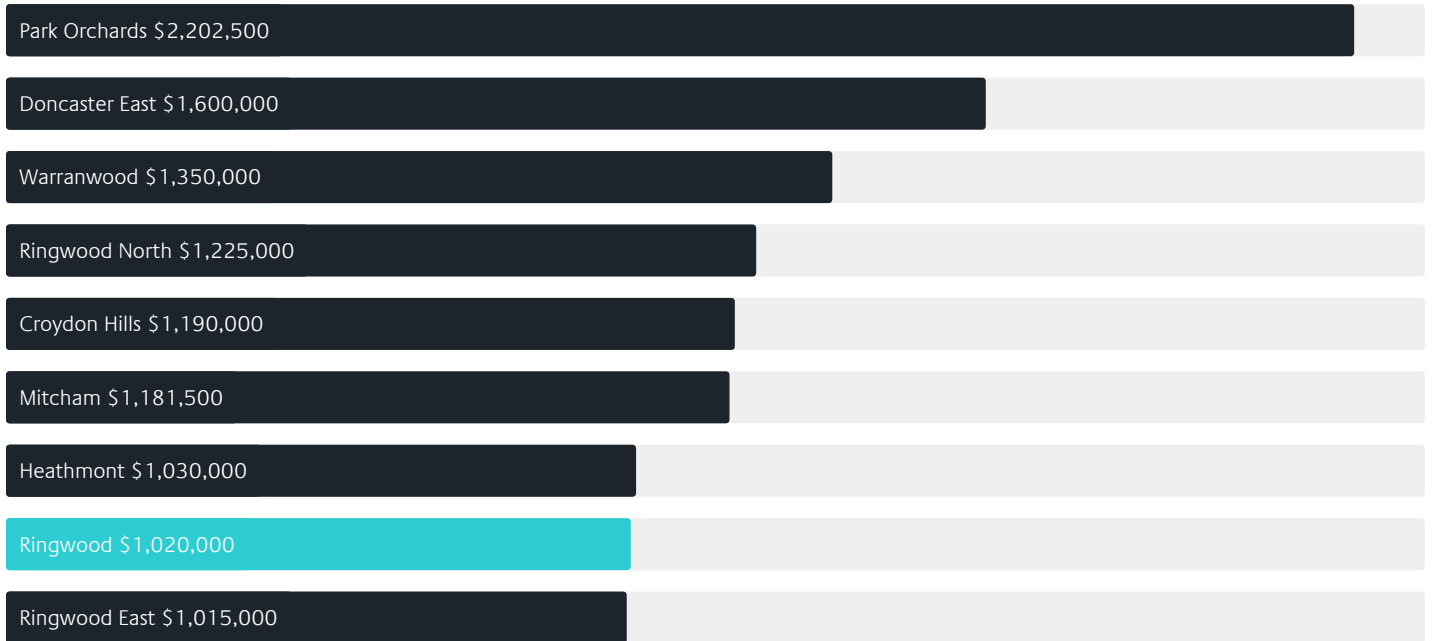
-0.62% ↓

Quarterly Price Change*

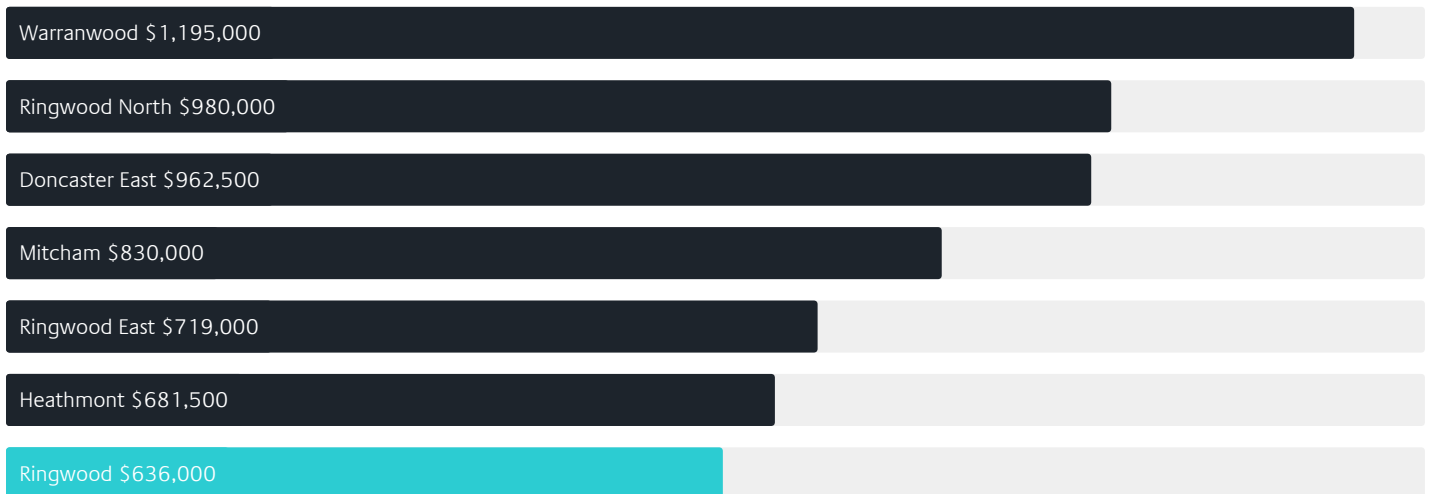


Surrounding Suburbs

Median House Sale Price*



Median Unit Sale Price*



Sales Snapshot

Sale Method^{*}



● Auction 24%
● Private 76%

Auction Clearance Rate^{*}

79.17%

Median Days on Market[^]

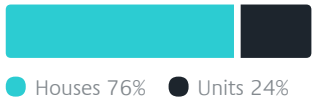
32 days

Average Hold Period^{*}

6.0 years

Insights

Dwelling Type[^]



● Houses 76% ● Units 24%

Ownership[^]



● Owned Outright 29% ● Mortgaged 35% ● Rented 36%

Population[^]

19,144

Median Asking Rent per week^{*}

\$620

Population Growth[^]

9.58%

Rental Yield^{*}

3.1%

Median Age[^]













38 years

Median Household Size[^]













2.4 people

Sold Properties~













Discover a snapshot of the most recent results for this suburb, to view the full 12 months of sales history, please go to jellisraig.com.au/suburbinsights

Address	Bedrooms	Type	Price	Sold
 1/22 Oliver St Ringwood	2	House	\$705,000	08 Dec 2023
 20/15-17 New St Ringwood	2	Apartment	\$399,999	31 Jan 2025
 45 Mundara Dr Ringwood	4	House	\$1,300,000	25 Jan 2025
 3 Upton Ct Ringwood	4	House	\$1,425,000	22 Jan 2025
 1/1 Great Ryrie St RINGWOOD	3	Unit	\$735,000	22 Jan 2025
 28/2-4 Acacia Ct RINGWOOD	2	Apartment	\$460,000	17 Jan 2025
 12 Marilyn Cr Ringwood	3	House	\$989,000	16 Jan 2025
 6/5 Churchill St RINGWOOD	2	Apartment	\$510,000	15 Jan 2025
 213/233 Maroondah Hwy Ringwood	2	Apartment	\$460,000	02 Jan 2025
 5/7-9 James St RINGWOOD	2	Townhouse	\$675,000	26 Dec 2024
 17/26-28 Bourke St RINGWOOD	2	Apartment	\$455,000	26 Dec 2024
 403/8 Bourke St Ringwood	2	Apartment	\$775,000	24 Dec 2024

Sold Properties~

Address	Bedrooms	Type	Price	Sold
 1/6 Barkly St Ringwood	2	Unit	\$596,000	23 Dec 2024
 1/41-43 Arlington St Ringwood	2	Unit	\$615,000	19 Dec 2024
 207/2-4 Churchill St Ringwood	2	Apartment	\$407,000	19 Dec 2024
 2/1 Wildwood Gr Ringwood	2	Unit	\$620,000	19 Dec 2024
 301/92 Maroondah Hwy Ringwood	1	Apartment	\$375,000	18 Dec 2024
 2/34 Heathmont Rd Ringwood	2	Unit	\$620,000	13 Dec 2024
 7 Kendall St Ringwood	3	House	\$980,000	13 Dec 2024
 1/54 Arlington St Ringwood	2	Unit	\$638,000	13 Dec 2024
 17/26 Bourke St Ringwood	2	Strata Unit/Flat	\$455,000	13 Dec 2024
 11 Tunbury Cl Ringwood	4	House	\$1,080,000	12 Dec 2024
 4/20 Wingrove Pl Ringwood	3	Townhouse	\$810,000	11 Dec 2024
 10 Mountain La Ringwood	3	Flat/Unit/Apartment	\$693,000	11 Dec 2024

Sold Properties~

Address	Bedrooms	Type	Price	Sold
 7/22 Bourke St Ringwood	2	Apartment	\$500,000	10 Dec 2024
 3/23 William St Ringwood	2	Townhouse	\$620,000	09 Dec 2024
 58 Barkly St Ringwood	3	House	\$830,000	06 Dec 2024
 12 Harwick Cl Ringwood	3	House	\$988,000	05 Dec 2024
 1/2-4 Reilly St RINGWOOD	2	House	\$764,000	04 Dec 2024
 5/10 Sherbrook Av Ringwood	3	Townhouse	\$700,000	04 Dec 2024
 512/42c Nelson St Ringwood	1	Apartment	\$400,000	04 Dec 2024
 3 Tandarra Dr RINGWOOD	4	House	\$1,600,000	02 Dec 2024
 2/98 New St Ringwood	2	Unit	\$550,000	02 Dec 2024
 20/2-4 Acacia Ct Ringwood	2	Unit	\$500,000	01 Dec 2024
 7/76-78 Oban Rd Ringwood	3	Unit	\$770,000	30 Nov 2024
 711/233 Maroondah Hwy Ringwood	2	Apartment	\$520,000	30 Nov 2024



Ringwood Office
90 Maroondah Hwy, Ringwood
03 9870 6211

jelliscraig.com.au

Data is current as of PDF generation date 01/02/2025

* Updated Quarterly for the past 12 months

^ Updated daily for the past quarter

~ Updated daily: 33 recent results.

This publication contains data, analytics, statistics and other information supplied by PROPERTYDATAONLINE PTY LTD (PropertyData). The data provided in this publication is of a general nature and should not be construed as specific advice or relied upon in lieu of appropriate professional advice.

PropertyData relies upon data supplied by third parties and while the data is checked and reviewed, PropertyData does not warrant the accuracy or completeness of the information to the full extent permitted by the law and excludes all loss or damage howsoever arising (including through negligence) in connection with the data supplied by PropertyData. The State of Victoria owns the copyright in the Property Sales Data and reproduction of that data in any way without the consent of the State of Victoria will constitute a breach of the Copyright Act 1968 (cth). The State of Victoria does not warrant the accuracy or completeness of the Property Sales Data and any person using or relying upon such information does so on the basis that the State of Victoria accepts no responsibility or liability whatsoever for any errors, faults, defects or omissions in the information supplied.