

## *Suburb Report*

Know your neighbourhood.



# Property Prices

## Median House Price\*

Median

**\$1.03m**

Quarterly Price Change

**0.49% ↑**

## Median Unit Price\*

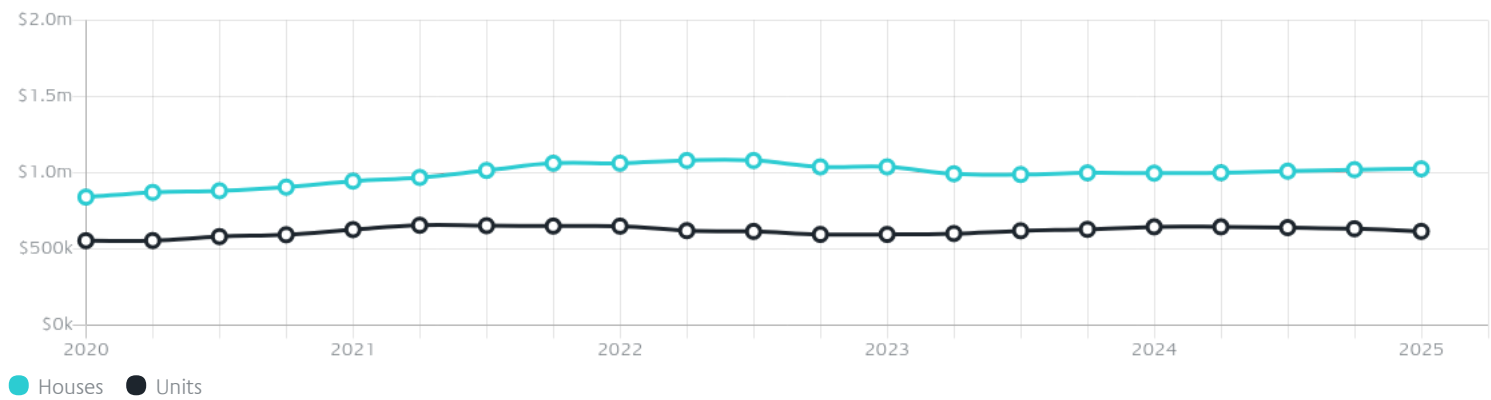
Median

**\$615k**

Quarterly Price Change

**-2.76% ↓**

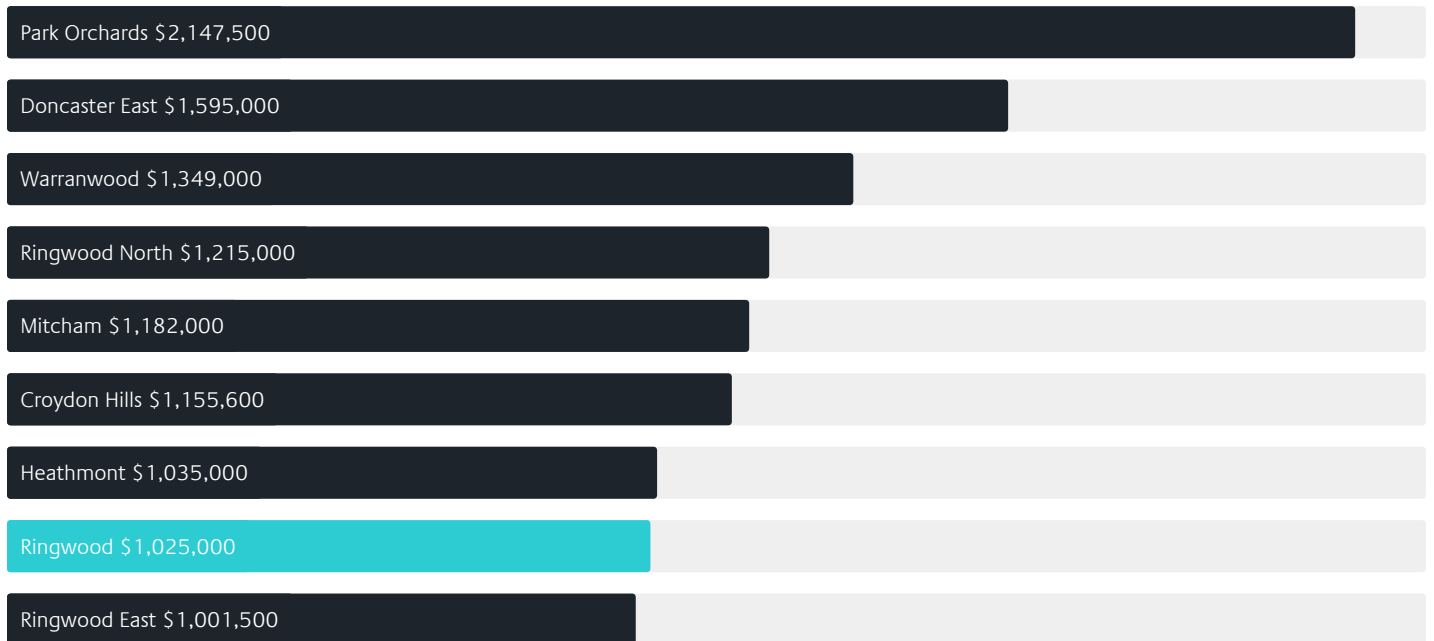
## Quarterly Price Change\*




# Surrounding Suburbs

---

## Median House Sale Price\*



## Median Unit Sale Price\*



# Sales Snapshot

Sale Method<sup>\*</sup>



● Auction 25%  
● Private 75%

Auction Clearance Rate<sup>\*</sup>

68.75%

Median Days on Market<sup>^</sup>

28 days

Average Hold Period<sup>\*</sup>

6.0 years

## Insights

Dwelling Type<sup>^</sup>



● Houses 76% ● Units 24%

Ownership<sup>^</sup>



● Owned Outright 29% ● Mortgaged 35% ● Rented 36%

Population<sup>^</sup>

19,144

Median Asking Rent per week<sup>\*</sup>

\$620

Population Growth<sup>^</sup>

9.58%

Rental Yield<sup>\*</sup>

3.1%

Median Age<sup>^</sup>













38 years

Median Household Size<sup>^</sup>













2.4 people

# Sold Properties~













Discover a snapshot of the most recent results for this suburb, to view the full 12 months of sales history, please go to [jellisraig.com.au/suburbinsights](https://jellisraig.com.au/suburbinsights)

Address	Bedrooms	Type	Price	Sold
 1/22 Oliver St Ringwood	2	House	\$705,000	08 Dec 2033
 2 Carmen Ct Ringwood	3	House	\$930,000	30 Jun 2025
 205/10 Churchill St Ringwood	1	Unit	\$402,000	28 Jun 2025
 114 Wonga Rd Ringwood	4	House	\$1,180,000	28 Jun 2025
 9 Ambrie Av Ringwood	3	House	\$1,122,000	28 Jun 2025
 23/15 New St Ringwood	2	Apartment	\$455,000	28 Jun 2025
 8/4 Browns Av RINGWOOD	2	Apartment	\$480,000	26 Jun 2025
 1/87 Wantirna Rd Ringwood	4	Townhouse	\$1,230,000	25 Jun 2025
 1/8 Greenwood Av Ringwood	2	Unit	\$770,000	24 Jun 2025
 4/21 Nelson St Ringwood	2	Apartment	\$540,000	23 Jun 2025
 27 Sonia St Ringwood	4	House	\$1,161,000	21 Jun 2025
 3/25 Arlington St Ringwood	2	Unit	\$635,000	21 Jun 2025

# Sold Properties~

Address	Bedrooms	Type	Price	Sold
 24 Byron St RINGWOOD	3	House	\$965,000	18 Jun 2025
 13 Walmer St Ringwood	3	House	\$1,220,000	16 Jun 2025
 12 Thomas St Ringwood	3	House	\$1,615,000	14 Jun 2025
 23 Albert St Ringwood	2	House	\$601,000	14 Jun 2025
 2/22 Heatherbrae Av Ringwood	2	Unit	\$540,000	12 Jun 2025
 11 Graeme Av Ringwood	3	House	\$995,000	12 Jun 2025
 4/20 Munro St RINGWOOD	2	Unit	\$650,000	12 Jun 2025
 9/22 Bourke St Ringwood	2	Apartment	\$455,000	07 Jun 2025
 11/8-12 Albert St Ringwood	1	House	\$290,000	06 Jun 2025
 20A Glen Cairn Av Ringwood	4	Townhouse	\$1,005,000	06 Jun 2025
 2/1 David St Ringwood	2	Unit	\$625,000	05 Jun 2025
 8/344 Maroondah Hwy Ringwood	2	Townhouse	\$425,000	04 Jun 2025

# Sold Properties~

Address	Bedrooms	Type	Price	Sold
 1/59 Heathmont Rd Ringwood	2	House	\$719,680	04 Jun 2025
 2 Heatherbrae Av Ringwood	4	House	\$813,000	02 Jun 2025
 302/8 Bond St Ringwood	3	Apartment	\$685,000	31 May 2025
 6/28-30 Wilana St Ringwood	2	Unit	\$678,000	31 May 2025
 3 Hobart St Ringwood	3	House	\$1,135,000	31 May 2025
 28 Andrew St Ringwood	3	House	\$800,000	30 May 2025
 26 Pitt St Ringwood	3	Land	\$1,525,000	29 May 2025
 3/167 Wantirna Rd Ringwood	3	Unit	\$664,000	29 May 2025
 6 Samuel St Ringwood	2	House	\$730,000	28 May 2025
 3/7 Lena Gr Ringwood	2	Unit	\$685,000	27 May 2025
 7 Samuel St Ringwood	3	House	\$860,000	27 May 2025
 20 Kennedy Av RINGWOOD	3	House	\$1,170,000	27 May 2025



Ringwood Office  
90 Maroondah Hwy, Ringwood  
03 9870 6211

[jelliscraig.com.au](http://jelliscraig.com.au)

Data is current as of PDF generation date 01/07/2025

\* Updated Quarterly for the past 12 months

^ Updated daily for the past quarter

~ Updated daily: 33 recent results.

This publication contains data, analytics, statistics and other information supplied by PROPERTYDATAONLINE PTY LTD (PropertyData). The data provided in this publication is of a general nature and should not be construed as specific advice or relied upon in lieu of appropriate professional advice.

PropertyData relies upon data supplied by third parties and while the data is checked and reviewed, PropertyData does not warrant the accuracy or completeness of the information to the full extent permitted by the law and excludes all loss or damage howsoever arising (including through negligence) in connection with the data supplied by PropertyData. The State of Victoria owns the copyright in the Property Sales Data and reproduction of that data in any way without the consent of the State of Victoria will constitute a breach of the Copyright Act 1968 (cth). The State of Victoria does not warrant the accuracy or completeness of the Property Sales Data and any person using or relying upon such information does so on the basis that the State of Victoria accepts no responsibility or liability whatsoever for any errors, faults, defects or omissions in the information supplied.