

## *Suburb Report*

Know your neighbourhood.



# Property Prices

## Median House Price\*

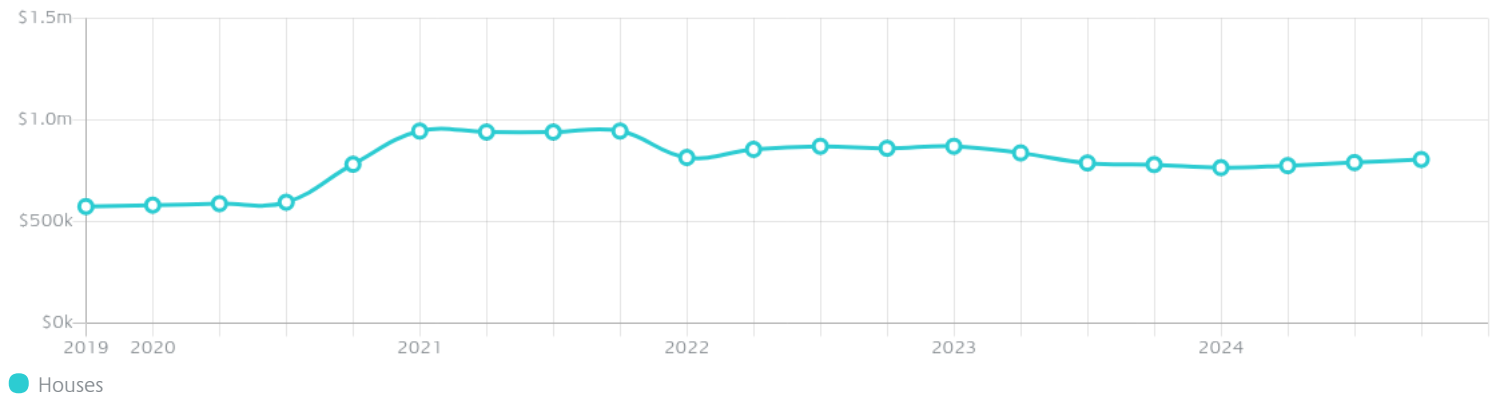
Median

**\$805k**

Quarterly Price Change

**1.89% ↑**

## Quarterly Price Change\*



# Surrounding Suburbs

---

## Median House Sale Price\*



## Median Unit Sale Price\*



# Sales Snapshot

## Sale Method<sup>\*</sup>



● Auction 10%  
● Private 90%

## Median Days on Market<sup>^</sup>

91 days

## Average Hold Period<sup>\*</sup>

4.4 years

# Insights

## Dwelling Type<sup>^</sup>



● Houses 97% ● Units 3%

## Ownership<sup>^</sup>



● Owned Outright 34% ● Mortgaged 59% ● Rented 7%

## Population<sup>^</sup>

5,797

## Median Asking Rent per week<sup>\*</sup>

\$480

## Population Growth<sup>^</sup>

22.14%

## Rental Yield<sup>\*</sup>

3.17%

## Median Age<sup>^</sup>













38 years

## Median Household Size<sup>^</sup>













2.7 people

# Sold Properties~













Discover a snapshot of the most recent results for this suburb, to view the full 12 months of sales history, please go to [jellisraig.com.au/suburbinsights](https://jellisraig.com.au/suburbinsights)

Address	Bedrooms	Type	Price	Sold
 32 Casuarina Dr Romsey	4	House	\$750,000	27 Mar 2025
 5 Boyd Ct Romsey	5	House	\$1,005,000	26 Mar 2025
 5/76 Barry St Romsey	3	House	\$540,000	20 Mar 2025
 49 Greenfields Blvd Romsey	4	House	\$975,000	16 Mar 2025
 24 Newnham Dr Romsey	4	House	\$860,000	05 Mar 2025
 28 Triandra Av Romsey	4	House	\$745,000	05 Mar 2025
 14 William St Romsey	2	House	\$665,000	22 Feb 2025
 25 Drovers Ret Romsey	4	House	\$1,179,000	14 Feb 2025
 4/71 Barry St Romsey	2	Unit	\$363,000	12 Feb 2025
 11 Citrinus Ct Romsey	3	House	\$610,000	12 Feb 2025
 18 Tarrawarra La Romsey	5	House	\$1,350,000	08 Feb 2025
 21 Todd La Romsey	3	House	\$675,000	03 Feb 2025

# Sold Properties~

Address	Bedrooms	Type	Price	Sold
 36 Casuarina Dr Romsey	4	House	\$800,000	31 Jan 2025
 28 Regan Dr Romsey	4	House	\$715,000	17 Jan 2025
 32 Greenfields Blvd Romsey	4	House	\$800,000	14 Jan 2025
 66 Metcalfe Dr Romsey	4	House	\$680,000	07 Jan 2025
 8/97b Barry St ROMSEY	2	Unit	\$420,000	19 Dec 2024
 4 Dowie Ct Romsey	4	House	\$1,000,000	19 Dec 2024
 158 Main St Romsey	4	House	\$1,310,000	18 Dec 2024
 1 Conner Ct Romsey	3	House	\$780,000	18 Dec 2024
 5/97b Barry St ROMSEY	3	Flat/Unit/Apartment	\$570,000	16 Dec 2024
 5a Susanne Ct Romsey	3	House	\$650,000	16 Dec 2024
 2/97b Barry St Romsey	3	Flat/Unit/Apartment	\$532,000	13 Dec 2024
 3/17 Stawell St Romsey	3	Strata Unit/Flat	\$569,000	11 Dec 2024

# Sold Properties~

Address	Bedrooms	Type	Price	Sold
 18/97b Barry St Romsey	3	Flat/Unit/Apartment	\$560,000	06 Dec 2024
 7 Regan Dr Romsey	3	House	\$745,000	21 Nov 2024
 20 Poplar Dr Romsey	4	House	\$815,000	19 Nov 2024
 21 Melaleuca Blvd Romsey	4	House	\$925,000	08 Nov 2024
 4/10 Garden Pl Romsey	3	Flat/Unit/Apartment	\$670,000	01 Nov 2024
 13 Drovers Ret Romsey	3	House	\$740,000	31 Oct 2024
 8 Dray Cl Romsey	4	House	\$840,000	22 Oct 2024
 4 Lauder Pl Romsey	4	House	\$815,000	15 Oct 2024
 5/49 Murphy St Romsey	2	Strata Unit/Flat	\$440,000	15 Oct 2024
 6 Acacia Ct Romsey	3	House	\$580,000	15 Oct 2024
 49 Main St Romsey	4	House	\$950,000	11 Oct 2024
 57 Metcalfe Dr Romsey	2	House	\$600,000	07 Oct 2024

# Jellis Craig

Woodend Office  
91 High Street, Woodend  
03 5427 2800

[jelliscraig.com.au](http://jelliscraig.com.au)

Data is current as of PDF generation date 01/04/2025

\* Updated Quarterly for the past 12 months

^ Updated daily for the past quarter

~ Updated daily: 33 recent results.

This publication contains data, analytics, statistics and other information supplied by PROPERTYDATAONLINE PTY LTD (PropertyData). The data provided in this publication is of a general nature and should not be construed as specific advice or relied upon in lieu of appropriate professional advice.

PropertyData relies upon data supplied by third parties and while the data is checked and reviewed, PropertyData does not warrant the accuracy or completeness of the information to the full extent permitted by the law and excludes all loss or damage howsoever arising (including through negligence) in connection with the data supplied by PropertyData. The State of Victoria owns the copyright in the Property Sales Data and reproduction of that data in any way without the consent of the State of Victoria will constitute a breach of the Copyright Act 1968 (cth). The State of Victoria does not warrant the accuracy or completeness of the Property Sales Data and any person using or relying upon such information does so on the basis that the State of Victoria accepts no responsibility or liability whatsoever for any errors, faults, defects or omissions in the information supplied.