

Suburb **INSIGHTS**

3434
ROMSEY



Data that shapes your suburb.

**Jellis
Craig**

Property Prices

Median House Price*

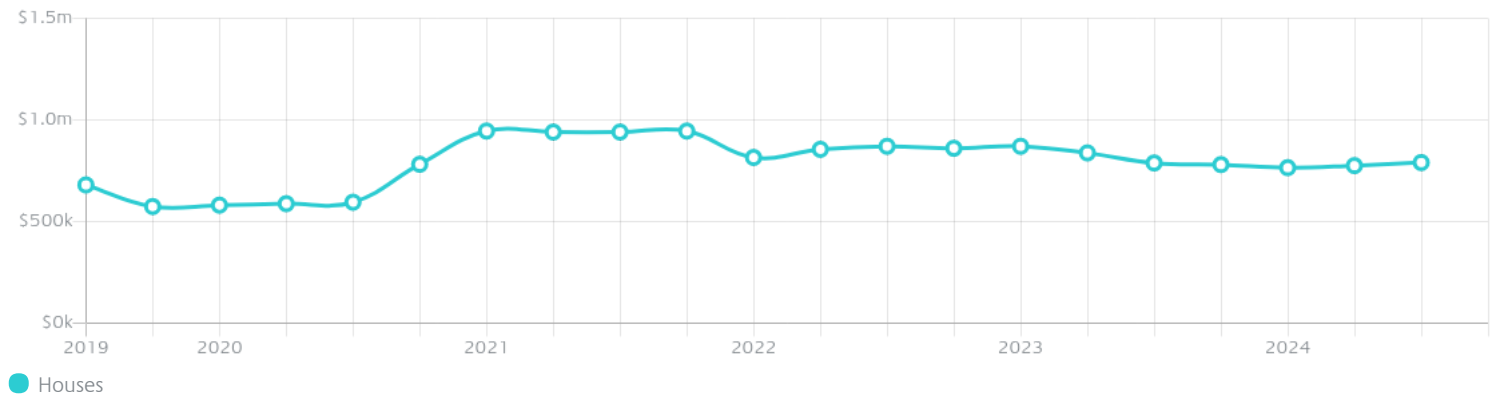
Median

\$790k

Quarterly Price Change

1.93% ↑

Quarterly Price Change*



Surrounding Suburbs

Median House Sale Price*



Median Unit Sale Price*



Sales Snapshot

Sale Method^{*}



● Private 100%

Median Days on Market[^]

74 days

Average Hold Period^{*}

4.4 years

Insights

Dwelling Type[^]



● Houses 97% ● Units 3%

Ownership[^]



● Owned Outright 34% ● Mortgaged 59% ● Rented 7%

Population[^]

5,797

Median Asking Rent per week^{*}

\$480

Population Growth[^]

22.14%

Rental Yield^{*}

3.17%

Median Age[^]













38 years

Median Household Size[^]













2.7 people

Sold Properties~













Discover a snapshot of the most recent results for this suburb, to view the full 12 months of sales history, please go to jellisraig.com.au/suburbinsights

Address	Bedrooms	Type	Price	Sold
 7 Regan Dr Romsey	3	House	\$745,000	21 Nov 2024
 20 Poplar Dr Romsey	4	House	\$815,000	19 Nov 2024
 21 Melaleuca Blvd Romsey	4	House	\$925,000	08 Nov 2024
 13 Drovers Ret Romsey	3	House	\$740,000	31 Oct 2024
 8 Dray Cl Romsey	4	House	\$840,000	22 Oct 2024
 5/49 Murphy St Romsey	2	Strata Unit/Flat	\$440,000	15 Oct 2024
 57 Metcalfe Dr Romsey	2	House	\$600,000	07 Oct 2024
 16 Robb Dr Romsey	4	House	\$770,000	16 Sep 2024
 11 Clover Ct Romsey	4	House	\$820,000	10 Sep 2024
 27 Reynolds Gr Romsey	3	House	\$690,000	29 Aug 2024
 14 Magnolia Dr Romsey	5	House	\$1,250,000	13 Aug 2024
 130 Knox Rd Romsey	4	House	\$970,000	12 Aug 2024

Sold Properties~

Address	Bedrooms	Type	Price	Sold
 12 Desmond Cr Romsey	4	House	\$805,000	12 Aug 2024
 24 Clover Ct Romsey	4	House	\$965,000	06 Aug 2024
 18 Todd La Romsey	4	House	\$755,000	23 Jul 2024
 143 Main St Romsey	3	House	\$1,600,000	22 Jul 2024
 26 Murphy St Romsey	1	House	\$620,000	17 Jul 2024
 6 Liquidamber Dr Romsey	4	House	\$725,000	08 Jul 2024
 156 Barry St Romsey	3	House	\$900,000	08 Jul 2024
 1b Metcalfe Dr Romsey	3	House	\$645,000	05 Jul 2024
 9 Metcalfe Dr Romsey	3	House	\$705,100	02 Jul 2024
 3 Desmond Cr Romsey	4	House	\$600,000	28 Jun 2024
 53 Robb Dr Romsey	4	House	\$850,000	19 Jun 2024
 121 Barry St Romsey	2	House	\$475,000	14 Jun 2024

Sold Properties~

Address	Bedrooms	Type	Price	Sold
 25 White Av Romsey	4	House	\$680,000	12 Jun 2024
 1/52 Stawell St Romsey	2	Strata Unit/Flat	\$575,000	03 Jun 2024
 362 Portingales La Romsey	4	House	\$1,285,000	01 Jun 2024
 39b Murphy St Romsey	3	Unit	\$420,000	31 May 2024
 2/4 Gordon Cr Romsey	3	Unit	\$608,000	30 May 2024
 26 Triandra Av Romsey	4	House	\$825,000	30 May 2024
 14 Todd La Romsey	4	House	\$880,000	20 May 2024
 5 Liquidamber Dr Romsey	4	House	\$895,000	17 May 2024
 11 Murphy St Romsey	4	House	\$630,000	16 May 2024
 16a Regan Dr Romsey	3	House	\$683,750	16 May 2024
 5 Ash Ct Romsey	3	House	\$1,060,000	13 May 2024
 25 Parkside Av Romsey	4	House	\$855,000	10 May 2024

Jellis Craig

Woodend Office
91 High Street, Woodend
03 5427 2800

jelliscraig.com.au

Data is current as of PDF generation date 01/12/2024

* Updated Quarterly for the past 12 months

^ Updated daily for the past quarter

~ Updated daily: 33 recent results.

This publication contains data, analytics, statistics and other information supplied by PROPERTYDATAONLINE PTY LTD (PropertyData). The data provided in this publication is of a general nature and should not be construed as specific advice or relied upon in lieu of appropriate professional advice.

PropertyData relies upon data supplied by third parties and while the data is checked and reviewed, PropertyData does not warrant the accuracy or completeness of the information to the full extent permitted by the law and excludes all loss or damage howsoever arising (including through negligence) in connection with the data supplied by PropertyData. The State of Victoria owns the copyright in the Property Sales Data and reproduction of that data in any way without the consent of the State of Victoria will constitute a breach of the Copyright Act 1968 (cth). The State of Victoria does not warrant the accuracy or completeness of the Property Sales Data and any person using or relying upon such information does so on the basis that the State of Victoria accepts no responsibility or liability whatsoever for any errors, faults, defects or omissions in the information supplied.