

## *Suburb Report*

Know your neighbourhood.



# Property Prices

## Median House Price\*

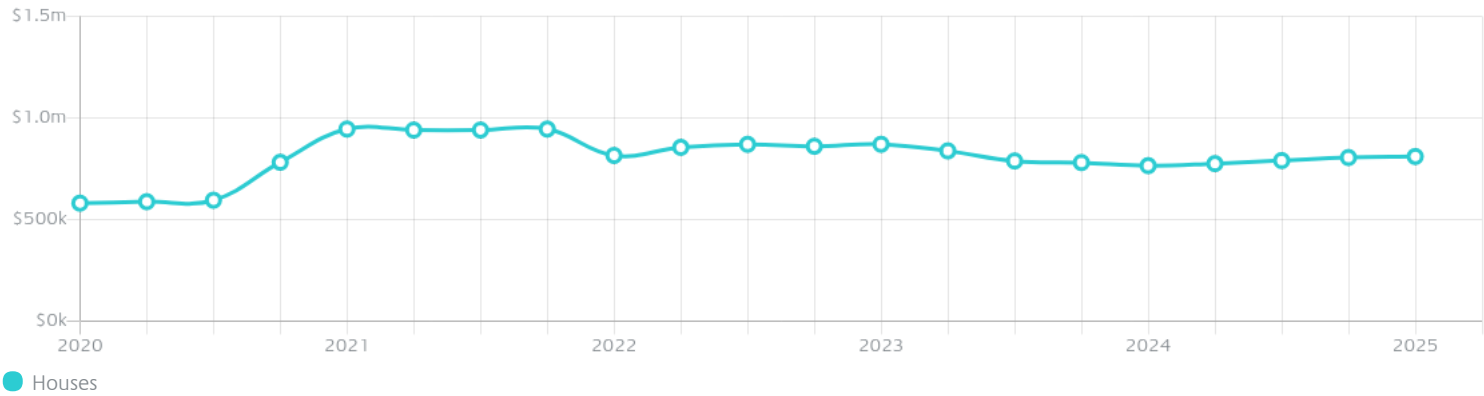
Median

\$810k

Quarterly Price Change

0.62% ↑

## Quarterly Price Change\*



# Surrounding Suburbs

---

## Median House Sale Price\*



## Median Unit Sale Price\*



# Sales Snapshot

## Sale Method<sup>\*</sup>



● Private 100%

## Median Days on Market<sup>^</sup>

59 days

## Average Hold Period<sup>\*</sup>

4.4 years

# Insights

## Dwelling Type<sup>^</sup>



● Houses 97% ● Units 3%

## Ownership<sup>^</sup>



● Owned Outright 34% ● Mortgaged 59% ● Rented 7%

## Population<sup>^</sup>

5,797

## Median Asking Rent per week<sup>\*</sup>

\$490

## Population Growth<sup>^</sup>

22.14%

## Rental Yield<sup>\*</sup>

3.17%

## Median Age<sup>^</sup>













38 years

## Median Household Size<sup>^</sup>













2.7 people

# Sold Properties~













Discover a snapshot of the most recent results for this suburb, to view the full 12 months of sales history, please go to [jellisicraig.com.au/suburbinsights](https://jellisicraig.com.au/suburbinsights)

Address	Bedrooms	Type	Price	Sold
 9 Banksia Ct Romsey	3	House	\$553,000	25 Jun 2025
 8 Dianella Way Romsey	4	House	\$720,000	25 Jun 2025
 118 Knox Rd Romsey	3	House	\$875,000	16 Jun 2025
 6 Robb Dr Romsey	3	House	\$690,000	16 Jun 2025
 36 Murphy St Romsey	3	House	\$600,000	11 Jun 2025
 7 Dray Cl Romsey	4	House	\$820,000	06 Jun 2025
 13 Newnham Dr Romsey	4	House	\$865,000	30 May 2025
 1 Liquidamber Dr Romsey	4	House	\$960,000	30 May 2025
 3/23 Stawell St Romsey	2	Unit	\$336,000	29 May 2025
 25 Triandra Av Romsey	4	House	\$886,000	27 May 2025
 2/29a Wrixon St Romsey	2	House	\$485,356	24 May 2025
 20 Maple Dr Romsey	3	House	\$845,000	21 May 2025

# Sold Properties~

Address	Bedrooms	Type	Price	Sold
 20 Triandra Av Romsey	4	House	\$807,500	19 May 2025
 5/10 Garden Pl Romsey	3	Strata Unit/Flat	\$665,000	15 May 2025
 5/19 Regan Dr Romsey	3	Unit	\$618,000	05 May 2025
 6 Wrixon St Romsey	3	House	\$585,000	05 May 2025
 14 Main St Romsey	3	House	\$630,000	28 Apr 2025
 4 Melaleuca Blvd Romsey	4	House	\$780,000	24 Apr 2025
 12 Banksia Ct Romsey	3	House	\$265,000	22 Apr 2025
 2/52 Stawell St Romsey	2	Unit	\$425,000	17 Apr 2025
 31 Coleraine Dr Romsey	3	House	\$722,500	07 Apr 2025
 25 Wrixon St Romsey	4	House	\$590,000	05 Apr 2025
 56 Stawell St Romsey	2	House	\$575,000	04 Apr 2025
 3 White Av Romsey	3	House	\$590,000	02 Apr 2025

# Sold Properties~

Address	Bedrooms	Type	Price	Sold
 23 Shaw Dr Romsey	4	House	\$900,000	31 Mar 2025
 2405 Melbourne Lancefield Rd ROMSEY	4	House	\$782,000	28 Mar 2025
 32 Casuarina Dr Romsey	4	House	\$750,000	27 Mar 2025
 5 Boyd Ct Romsey	5	House	\$1,005,000	26 Mar 2025
 3/10 Garden Pl Romsey	3	Flat/Unit/Apartment	\$667,000	21 Mar 2025
 5/76 Barry St Romsey	3	House	\$540,000	20 Mar 2025
 49 Greenfields Blvd Romsey	4	House	\$975,000	16 Mar 2025
 5 Casuarina Dr Romsey	4	House	\$910,000	13 Mar 2025
 28 Triandra Av Romsey	4	House	\$745,000	05 Mar 2025
 24 Newnham Dr Romsey	4	House	\$860,000	05 Mar 2025
 1 Metcalfe Dr Romsey	3	House	\$850,000	04 Mar 2025
 149 Barry St Romsey	4	House	\$630,000	27 Feb 2025



Woodend Office  
91 High Street, Woodend  
03 5427 2800

[jelliscraig.com.au](http://jelliscraig.com.au)

Data is current as of PDF generation date 01/07/2025

\* Updated Quarterly for the past 12 months

^ Updated daily for the past quarter

~ Updated daily: 33 recent results.

This publication contains data, analytics, statistics and other information supplied by PROPERTYDATAONLINE PTY LTD (PropertyData). The data provided in this publication is of a general nature and should not be construed as specific advice or relied upon in lieu of appropriate professional advice.

PropertyData relies upon data supplied by third parties and while the data is checked and reviewed, PropertyData does not warrant the accuracy or completeness of the information to the full extent permitted by the law and excludes all loss or damage howsoever arising (including through negligence) in connection with the data supplied by PropertyData. The State of Victoria owns the copyright in the Property Sales Data and reproduction of that data in any way without the consent of the State of Victoria will constitute a breach of the Copyright Act 1968 (cth). The State of Victoria does not warrant the accuracy or completeness of the Property Sales Data and any person using or relying upon such information does so on the basis that the State of Victoria accepts no responsibility or liability whatsoever for any errors, faults, defects or omissions in the information supplied.