

# *Suburb* **INSIGHTS**

**3939**  
**ROSEBUD**



Data that shapes your suburb.

**Jellis  
Craig**

# Property Prices

## Median House Price\*

Median

**\$753k**

Quarterly Price Change

**-0.92% ↓**

## Median Unit Price\*

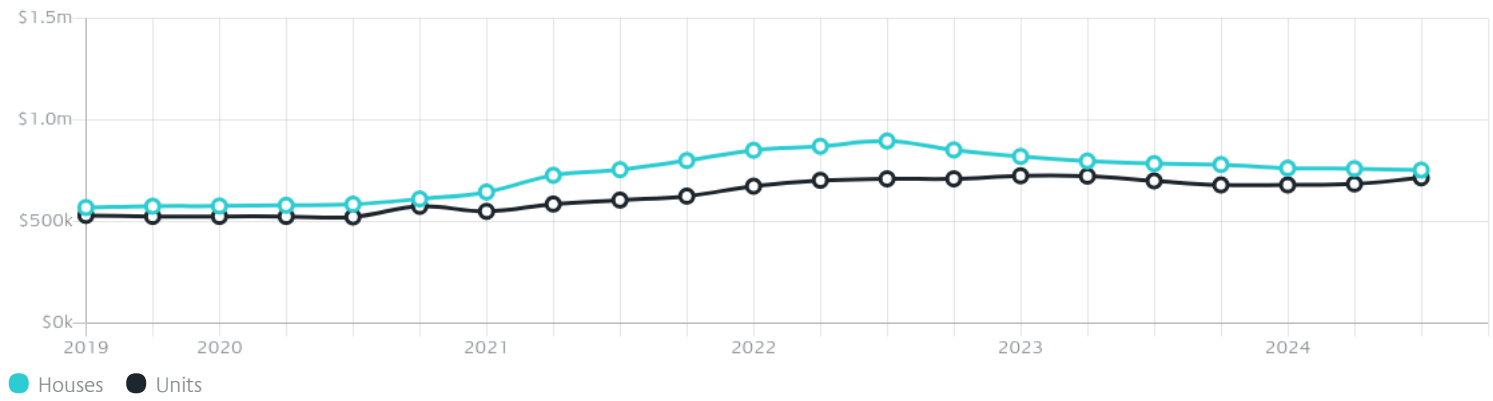
Median

**\$715k**

Quarterly Price Change

**4.37% ↑**

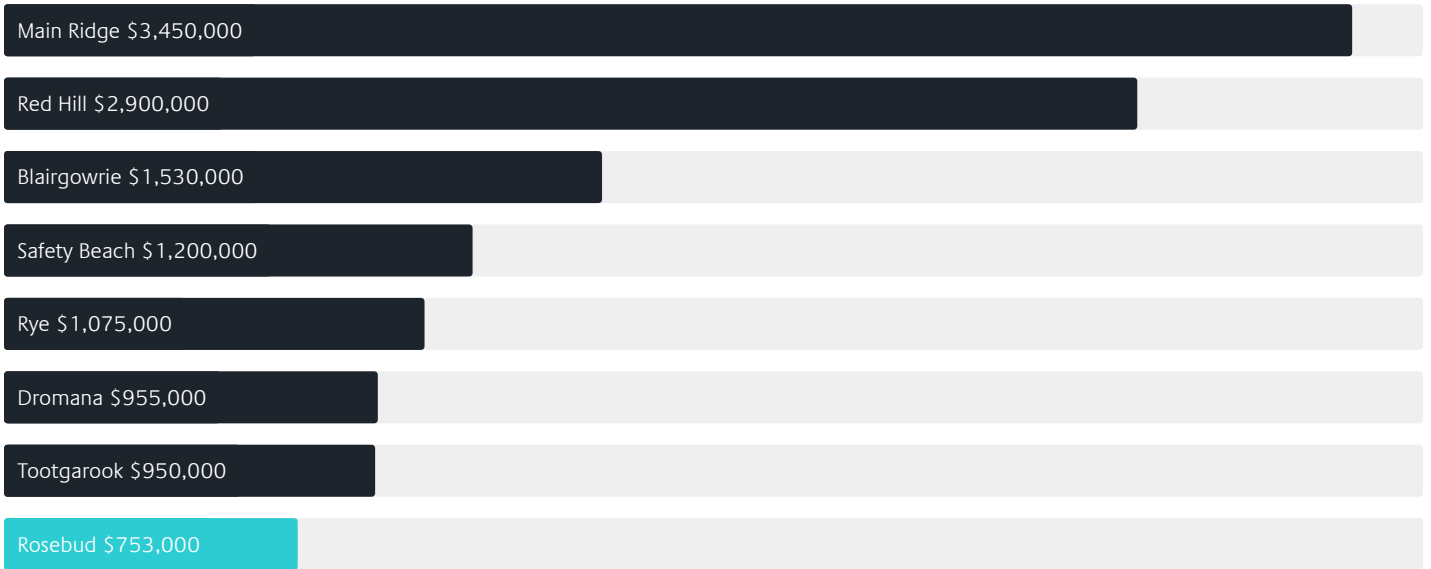
## Quarterly Price Change\*



# Surrounding Suburbs

---

## Median House Sale Price\*



## Median Unit Sale Price\*



# Sales Snapshot

Sale Method<sup>\*</sup>



● Auction 24%  
● Private 76%

Auction Clearance Rate<sup>\*</sup>

65.38%

Median Days on Market<sup>^</sup>

35 days

Average Hold Period<sup>\*</sup>

6.1 years

## Insights

Dwelling Type<sup>^</sup>



● Houses 89% ● Units 11%

Ownership<sup>^</sup>



● Owned Outright 45% ● Mortgaged 32% ● Rented 23%

Population<sup>^</sup>

14,381

Median Asking Rent per week<sup>\*</sup>

\$510

Population Growth<sup>^</sup>

0

Rental Yield<sup>\*</sup>

3.53%

Median Age<sup>^</sup>













49 years

Median Household Size<sup>^</sup>













2.2 people

# Sold Properties~













Discover a snapshot of the most recent results for this suburb, to view the full 12 months of sales history, please go to [jellisraig.com.au/suburbinsights](https://jellisraig.com.au/suburbinsights)

Address	Bedrooms	Type	Price	Sold
 51/72 Jetty Rd Rosebud	2	Unit	\$515,000	12 Dec 2024
 13 Sunningdale Rd Rosebud	4	House	\$1,050,000	28 Nov 2024
 146 Jetty Rd Rosebud	3	House	\$685,000	27 Nov 2024
 111 Fourth Av Rosebud	3	House	\$651,000	26 Nov 2024
 35 Third Av Rosebud	4	House	\$768,000	26 Nov 2024
 5 Madura St Rosebud	3	House	\$903,000	23 Nov 2024
 4/3 Banksia Pl Rosebud	2	Unit	\$482,500	23 Nov 2024
 7 Bromley St Rosebud	4	House	\$895,000	22 Nov 2024
 5 Denholm St Rosebud	3	House	\$740,000	20 Nov 2024
 85 Spray St Rosebud	3	House	\$660,000	20 Nov 2024
 78 Duells Rd Rosebud	4	House	\$1,012,000	18 Nov 2024
 33 Sylvan Dr ROSEBUD	4	House	\$660,000	18 Nov 2024

# Sold Properties~

Address	Bedrooms	Type	Price	Sold
 71 First Av Rosebud	2	House	\$565,000	16 Nov 2024
 29 Denholm St Rosebud	3	House	\$657,000	16 Nov 2024
 111 Second Av Rosebud	2	House	\$710,000	15 Nov 2024
 17 Greenhill Rd Rosebud	4	House	\$1,257,500	13 Nov 2024
 28 Bellbanga Av Rosebud	3	House	\$700,000	13 Nov 2024
 5/41 Hove Rd Rosebud	3	Unit	\$727,000	11 Nov 2024
 29 Leura Cr Rosebud	4	House	\$721,000	09 Nov 2024
 20 Kennington Rd Rosebud	3	House	\$765,000	09 Nov 2024
 8 Peninsula Sands Blvd ROSEBUD	4	House	\$1,230,000	08 Nov 2024
 19 Cook Av Rosebud	3	House	\$725,000	08 Nov 2024
 3/783 Point Nepean Rd Rosebud	3	Flat/Unit/Apartment	\$400,000	07 Nov 2024
 1/13 Rosebrook St Rosebud	3	Townhouse	\$950,000	05 Nov 2024

# Sold Properties~

Address	Bedrooms	Type	Price	Sold
 24 Avalon Dr Rosebud	3	House	\$855,000	04 Nov 2024
 11 Warraburra Av Rosebud	4	House	\$1,500,000	31 Oct 2024
 18 Oakwood Ct Rosebud	3	Townhouse	\$790,000	31 Oct 2024
 4/15 Cairns Av Rosebud	2	Unit	\$680,000	31 Oct 2024
 46 Besgrove St Rosebud	3	House	\$730,000	30 Oct 2024
 1 Warrain Av Rosebud	3	House	\$720,000	26 Oct 2024
 9 Potton Av Rosebud	3	House	\$710,000	25 Oct 2024
 20 Lyndon Dr Rosebud	3	House	\$762,000	25 Oct 2024
 57 Leon Av Rosebud	3	House	\$750,000	24 Oct 2024
 2/70 South Rd ROSEBUD	2	Unit	\$515,000	24 Oct 2024
 3/5 Rosemore Rd Rosebud	2	Unit	\$725,000	24 Oct 2024
 67 Second Av Rosebud	3	House	\$630,000	22 Oct 2024



Rye Office  
2273 Point Nepean Road, Rye  
03 5984 0999

[jellisraig.com.au](http://jellisraig.com.au)

Data is current as of PDF generation date 01/12/2024

\* Updated Quarterly for the past 12 months

^ Updated daily for the past quarter

~ Updated daily: 33 recent results.

This publication contains data, analytics, statistics and other information supplied by PROPERTYDATAONLINE PTY LTD (PropertyData). The data provided in this publication is of a general nature and should not be construed as specific advice or relied upon in lieu of appropriate professional advice.

PropertyData relies upon data supplied by third parties and while the data is checked and reviewed, PropertyData does not warrant the accuracy or completeness of the information to the full extent permitted by the law and excludes all loss or damage howsoever arising (including through negligence) in connection with the data supplied by PropertyData. The State of Victoria owns the copyright in the Property Sales Data and reproduction of that data in any way without the consent of the State of Victoria will constitute a breach of the Copyright Act 1968 (cth). The State of Victoria does not warrant the accuracy or completeness of the Property Sales Data and any person using or relying upon such information does so on the basis that the State of Victoria accepts no responsibility or liability whatsoever for any errors, faults, defects or omissions in the information supplied.