



Suburb Report

Know your neighbourhood.



Property Prices

Median House Price*

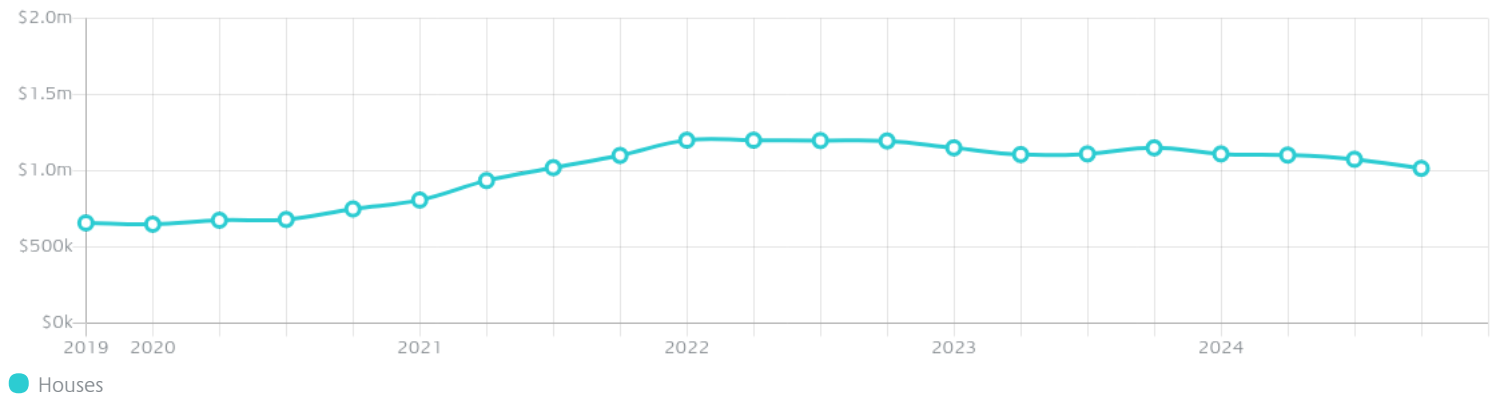
Median

\$1.02m

Quarterly Price Change

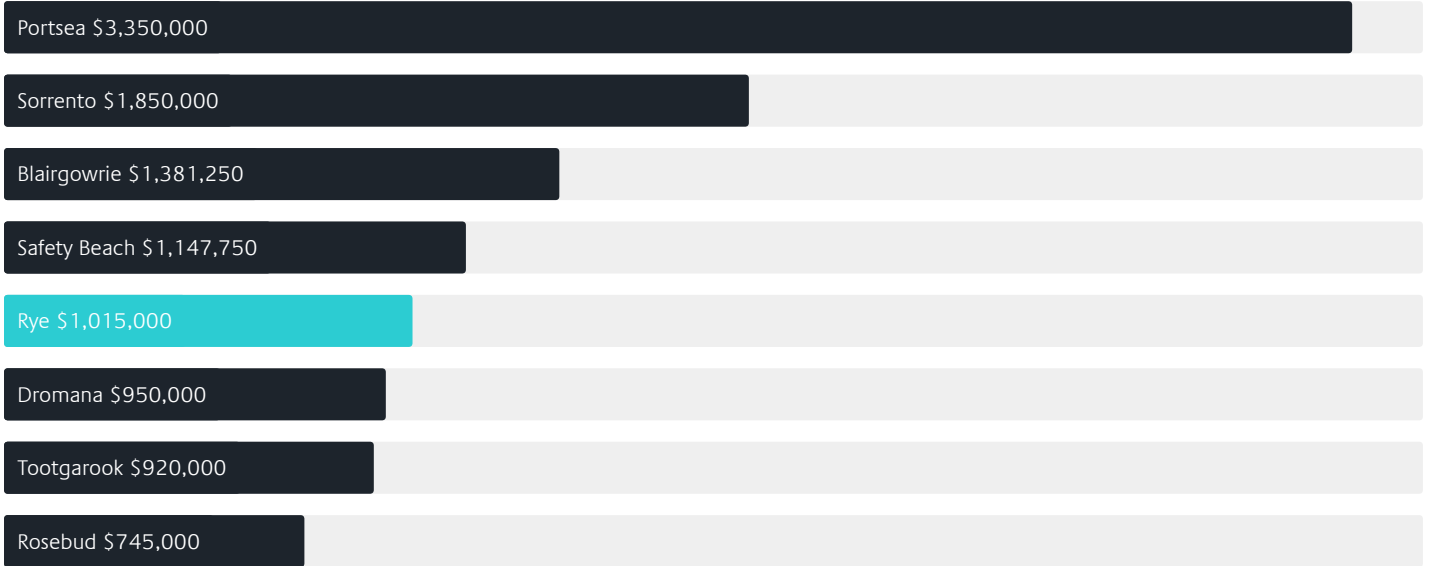
-5.58% ↓

Quarterly Price Change*



Surrounding Suburbs

Median House Sale Price*



Median Unit Sale Price*



Sales Snapshot

Sale Method*



● Auction 2%
● Private 98%

Auction Clearance Rate*

100%

Median Days on Market^

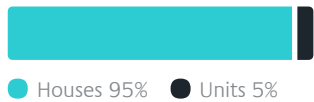
77 days

Average Hold Period*

6.2 years

Insights

Dwelling Type^



● Houses 95% ● Units 5%

Ownership^



● Owned Outright 50% ● Mortgaged 33% ● Rented 18%

Population^

9,438

Median Asking Rent per week*

\$600

Population Growth^

12.14%

Rental Yield*

2.89%

Median Age^








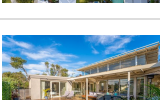



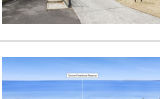
51 years

Median Household Size^













2.2 people

Sold Properties~













Discover a snapshot of the most recent results for this suburb, to view the full 12 months of sales history, please go to jellisraig.com.au/suburbinsights

Address	Bedrooms	Type	Price	Sold
 63 Toagara St Rye	4	House	\$870,000	28 Mar 2025
 35 Michael St Rye	3	House	\$855,000	28 Mar 2025
 16 Kiama Ct Rye	4	House	\$800,000	25 Mar 2025
 7 Sheila St Rye	4	House	\$2,175,000	24 Mar 2025
 12 Angela Ct Rye	3	House	\$920,000	19 Mar 2025
 8/2049 Point Nepean Rd Rye	2	House	\$525,000	18 Mar 2025
 8 Elvie St Rye	4	House	\$820,000	17 Mar 2025
 36 Florence Dr Rye	3	House	\$1,000,000	16 Mar 2025
 23 Murray St Rye	4	House	\$750,000	15 Mar 2025
 17 Louise St Rye	4	House	\$1,560,000	13 Mar 2025
 29 Inala St Rye	2	House	\$760,000	13 Mar 2025
 21 Gordon St Rye	3	House	\$915,000	11 Mar 2025

Sold Properties~

Address	Bedrooms	Type	Price	Sold
 15 Woomera St Rye	4	House	\$900,000	11 Mar 2025
 4 Landra St Rye	4	House	\$1,051,000	07 Mar 2025
 7 Eva St Rye	4	House	\$920,000	28 Feb 2025
 32 Iolanda St Rye	4	House	\$910,000	26 Feb 2025
 26 Murray St Rye	3	House	\$1,680,000	25 Feb 2025
 16 Leah Cl Rye	4	House	\$1,275,000	22 Feb 2025
 13 Phyllis Pde Rye	3	House	\$625,000	21 Feb 2025
 14 Goorna Ct Rye	4	House	\$1,075,000	20 Feb 2025
 38 St Andrews Dr Rye	4	House	\$1,800,000	20 Feb 2025
 12 Hibiscus Gr Rye	4	House	\$1,000,000	19 Feb 2025
 18 Lucien Rd Rye	5	House	\$1,550,000	19 Feb 2025
 49 Lyons St Rye	5	House	\$920,000	15 Feb 2025

Sold Properties~

Address	Bedrooms	Type	Price	Sold
 58 Lyons St Rye	5	House	\$1,087,500	15 Feb 2025
 476 Browns Rd Rye	3	House	\$1,160,000	13 Feb 2025
 11 Charles St Rye	4	House	\$800,000	13 Feb 2025
 49 Dunham St Rye	5	House	\$890,000	13 Feb 2025
 17 Roslyn Av Rye	3	House	\$800,000	11 Feb 2025
 20 Anelida St Rye	3	House	\$740,000	11 Feb 2025
 28 Charles St Rye	3	House	\$772,000	10 Feb 2025
 5 Bigelow Ct Rye	4	House	\$1,250,000	10 Feb 2025
 13 Valentine St Rye	4	House	\$765,000	09 Feb 2025
 57 Waratah St Rye	3	House	\$900,000	04 Feb 2025
 5 Yannuga St Rye	5	House	\$915,000	04 Feb 2025
 88 Grandview Av Rye	2	House	\$1,090,000	04 Feb 2025



Rye Office
2273 Point Nepean Road, Rye
03 5984 0999

jelliscraig.com.au

Data is current as of PDF generation date 01/04/2025

* Updated Quarterly for the past 12 months

^ Updated daily for the past quarter

~ Updated daily: 33 recent results.

This publication contains data, analytics, statistics and other information supplied by PROPERTYDATAONLINE PTY LTD (PropertyData). The data provided in this publication is of a general nature and should not be construed as specific advice or relied upon in lieu of appropriate professional advice.

PropertyData relies upon data supplied by third parties and while the data is checked and reviewed, PropertyData does not warrant the accuracy or completeness of the information to the full extent permitted by the law and excludes all loss or damage howsoever arising (including through negligence) in connection with the data supplied by PropertyData. The State of Victoria owns the copyright in the Property Sales Data and reproduction of that data in any way without the consent of the State of Victoria will constitute a breach of the Copyright Act 1968 (cth). The State of Victoria does not warrant the accuracy or completeness of the Property Sales Data and any person using or relying upon such information does so on the basis that the State of Victoria accepts no responsibility or liability whatsoever for any errors, faults, defects or omissions in the information supplied.