



Suburb Report

Know your neighbourhood.



Property Prices

Median House Price*


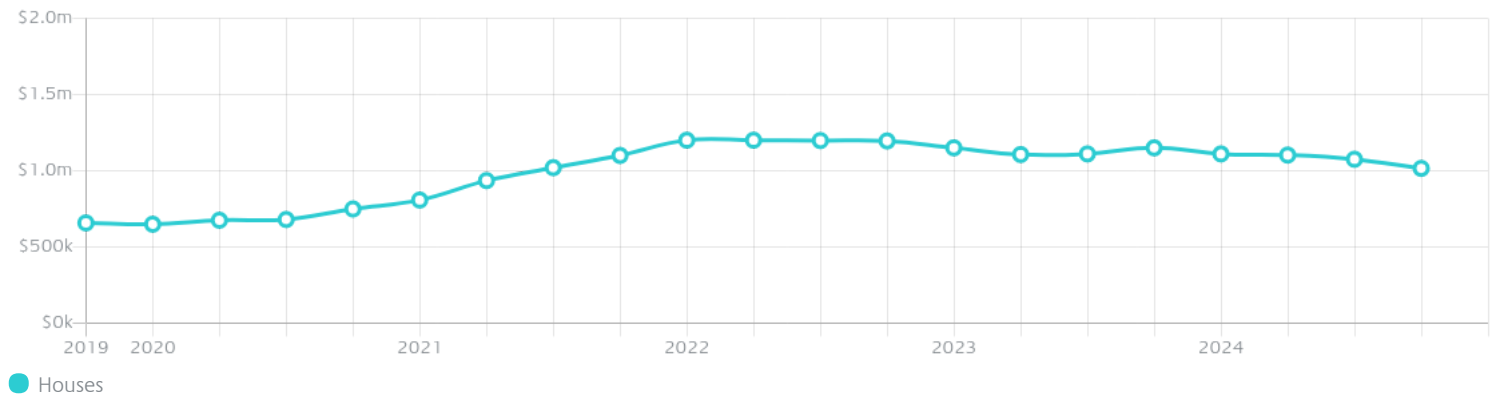
Median

\$1.02m

Quarterly Price Change

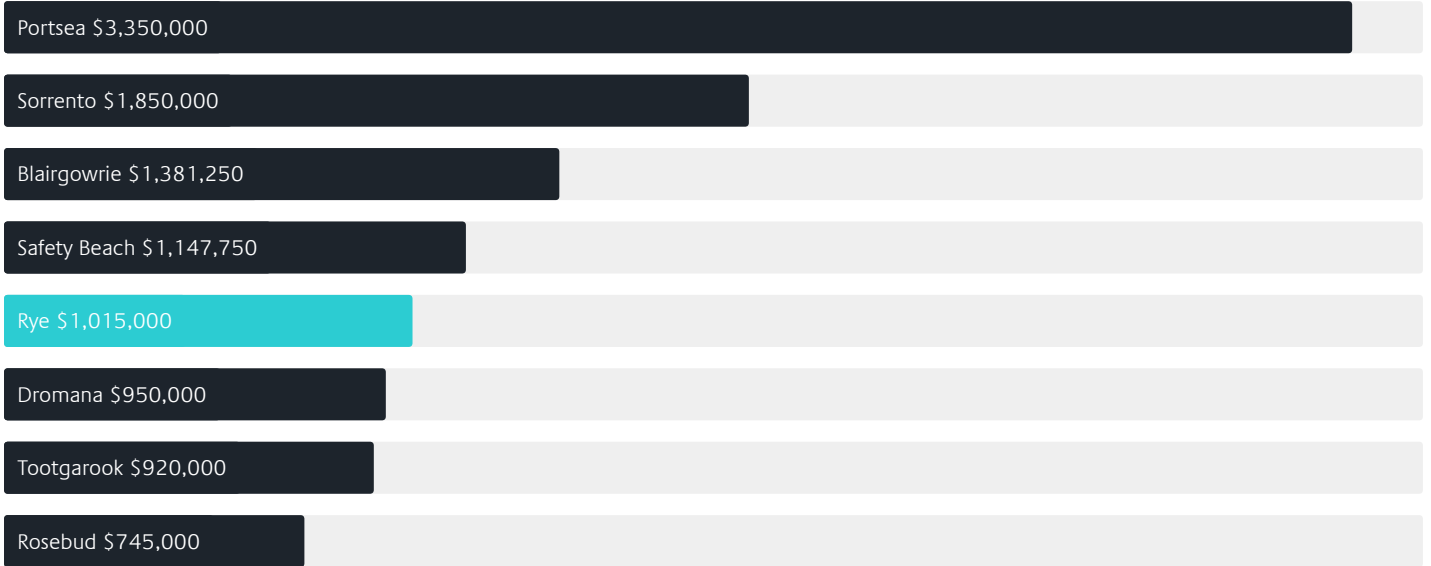
-5.58% ↓

Quarterly Price Change*



Surrounding Suburbs

Median House Sale Price*



Median Unit Sale Price*



Sales Snapshot

Sale Method^{*}



● Auction 11%
● Private 89%

Auction Clearance Rate^{*}

88.89%

Median Days on Market[^]

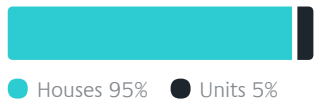
50 days

Average Hold Period^{*}

6.2 years

Insights

Dwelling Type[^]



● Houses 95% ● Units 5%

Ownership[^]



● Owned Outright 50% ● Mortgaged 33% ● Rented 18%

Population[^]

9,438

Median Asking Rent per week^{*}

\$600

Population Growth[^]

12.14%

Rental Yield^{*}

2.89%

Median Age[^]













51 years

Median Household Size[^]













2.2 people

Sold Properties~













Discover a snapshot of the most recent results for this suburb, to view the full 12 months of sales history, please go to jellisraig.com.au/suburbinsights

Address	Bedrooms	Type	Price	Sold
 399 Browns Rd Rye	4	House	\$1,250,000	31 Jan 2025
 50 Anelida St Rye	3	House	\$745,000	31 Jan 2025
 45 Centre Dr Rye	4	House	\$1,000,000	31 Jan 2025
 10 Yannuga St Rye	5	House	\$965,000	17 Jan 2025
 64 Observation Dr Rye	3	House	\$850,000	17 Jan 2025
 6 Mannana St Rye	5	House	\$985,000	14 Jan 2025
 385 Browns Rd Rye	4	House	\$1,185,000	13 Jan 2025
 87 Observation Dr Rye	3	House	\$935,000	10 Jan 2025
 16 Elgan Av Rye	6	House	\$1,555,000	09 Jan 2025
 3 Rodney St Rye	3	House	\$800,000	31 Dec 2024
 22 Ozone St Rye	4	House	\$1,180,000	24 Dec 2024
 28 Lucien Rd RYE	4	House	\$1,050,000	24 Dec 2024

Sold Properties~

Address	Bedrooms	Type	Price	Sold
 25 Wallbrook Rd Rye	3	House	\$730,000	20 Dec 2024
 19 Sherwood Forest Dr Rye	4	House	\$1,080,000	19 Dec 2024
 9 Yarrayne St RYE	6	House	\$1,320,000	18 Dec 2024
 84 Valley Dr Rye	3	House	\$700,000	18 Dec 2024
 39 Landra St Rye	2	House	\$750,000	17 Dec 2024
 46 Sussex Rd RYE	5	House	\$890,000	17 Dec 2024
 24a Centre Dr Rye	3	House	\$960,000	14 Dec 2024
 1 Yera Cr Rye	3	House	\$606,000	13 Dec 2024
 3 Wagstaff St Rye	5	House	\$1,300,000	11 Dec 2024
 7 Rosyth Rd Rye	3	House	\$860,000	10 Dec 2024
 76 Milton Rd Rye	3	House	\$880,000	10 Dec 2024
 12 Yarrayne St Rye	2	House	\$750,000	09 Dec 2024

Sold Properties~

Address	Bedrooms	Type	Price	Sold
 15 Austin St Rye	4	House	\$1,760,000	09 Dec 2024
 7 Omar St Rye	3	House	\$865,000	05 Dec 2024
 22 Cain Rd Rye	4	House	\$1,280,000	05 Dec 2024
 20 Gawalla St Rye	3	House	\$620,000	04 Dec 2024
 16 Goyarra St Rye	4	House	\$1,055,000	02 Dec 2024
 23 Doe St Rye	3	House	\$843,000	02 Dec 2024
 11 Sussex Rd Rye	4	House	\$1,025,000	30 Nov 2024
 60 Preston St Rye	4	House	\$892,500	30 Nov 2024
 3/21 Hygeia St Rye	2	Unit	\$663,000	30 Nov 2024
 130 Weeroona St Rye	3	House	\$750,000	29 Nov 2024
 27 Sussex Rd Rye	3	House	\$770,000	29 Nov 2024
 1 Tinapher Dr Rye	3	House	\$800,000	29 Nov 2024



Rye Office
2273 Point Nepean Road, Rye
03 5984 0999

jelliscraig.com.au

Data is current as of PDF generation date 01/02/2025

* Updated Quarterly for the past 12 months

^ Updated daily for the past quarter

~ Updated daily: 33 recent results.

This publication contains data, analytics, statistics and other information supplied by PROPERTYDATAONLINE PTY LTD (PropertyData). The data provided in this publication is of a general nature and should not be construed as specific advice or relied upon in lieu of appropriate professional advice.

PropertyData relies upon data supplied by third parties and while the data is checked and reviewed, PropertyData does not warrant the accuracy or completeness of the information to the full extent permitted by the law and excludes all loss or damage howsoever arising (including through negligence) in connection with the data supplied by PropertyData. The State of Victoria owns the copyright in the Property Sales Data and reproduction of that data in any way without the consent of the State of Victoria will constitute a breach of the Copyright Act 1968 (cth). The State of Victoria does not warrant the accuracy or completeness of the Property Sales Data and any person using or relying upon such information does so on the basis that the State of Victoria accepts no responsibility or liability whatsoever for any errors, faults, defects or omissions in the information supplied.