

Suburb Report

Know your neighbourhood.



Property Prices

Median House Price*

Median

\$1.15m

Quarterly Price Change

-4.35% ↓

Median Unit Price*

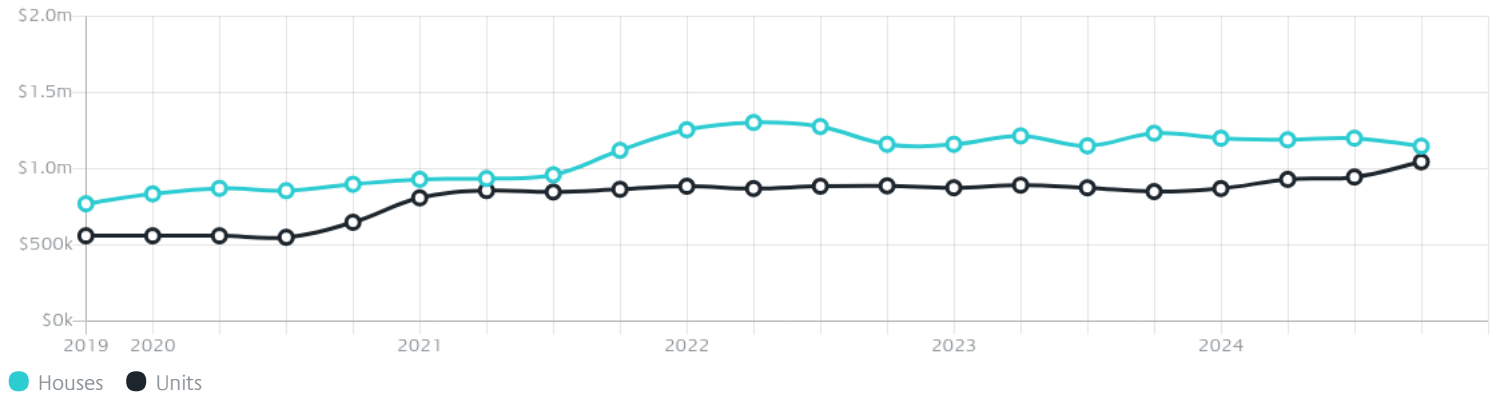
Median

\$1.05m

Quarterly Price Change

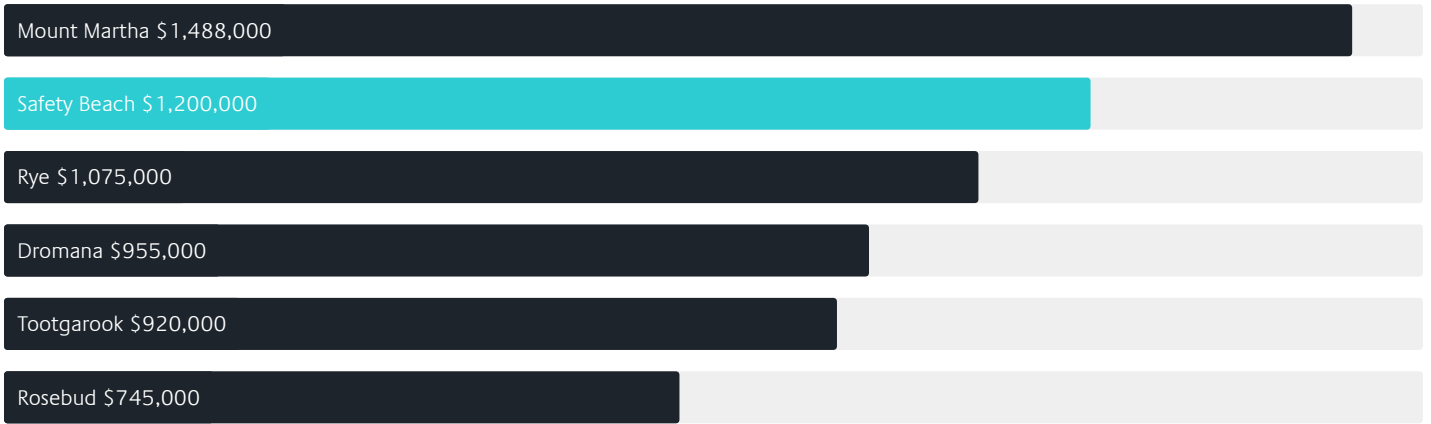
10.52% ↑

Quarterly Price Change*




Surrounding Suburbs

Median House Sale Price*



Median Unit Sale Price*



Sales Snapshot

Sale Method^{*}



● Auction 16%
● Private 84%

Auction Clearance Rate^{*}

85.71%

Median Days on Market[^]

61 days

Average Hold Period^{*}

5.9 years

Insights

Dwelling Type[^]



● Houses 78% ● Units 22%

Ownership[^]



● Owned Outright 45% ● Mortgaged 33% ● Rented 21%

Population[^]

6,328

Median Asking Rent per week^{*}

\$685

Population Growth[^]

0

Rental Yield^{*}

2.98%

Median Age[^]













53 years

Median Household Size[^]













2.3 people

Sold Properties~













Discover a snapshot of the most recent results for this suburb, to view the full 12 months of sales history, please go to jellisraig.com.au/suburbinsights

Address	Bedrooms	Type	Price	Sold
 3 Pickings Rd Safety Beach	4	House	\$1,115,000	29 Mar 2025
 52B Rymer Av Safety Beach	3	House	\$1,115,000	22 Mar 2025
 2/121 Rymer Av Safety Beach	3	House	\$975,000	18 Mar 2025
 15/140 Country Club Dr Safety Beach	2	Townhouse	\$578,000	14 Mar 2025
 5 Binnacle Ct Safety Beach	4	Townhouse	\$900,000	14 Mar 2025
 27 Country Club Dr Safety Beach	3	House	\$920,000	12 Mar 2025
 1 Clipper Quay Safety Beach	5	House	\$2,650,000	12 Mar 2025
 28 Country Club Dr Safety Beach	4	House	\$1,239,000	09 Mar 2025
 4 Narrows Ct Safety Beach	3	House	\$620,000	03 Mar 2025
 1/21 Dromana Pde Safety Beach	3	House	\$880,000	03 Mar 2025
 4 Castaway St Safety Beach	4	House	\$1,150,000	27 Feb 2025
 18 Tassel Rd Safety Beach	3	House	\$820,000	26 Feb 2025

Sold Properties~

Address	Bedrooms	Type	Price	Sold
 3/65 Dromana Pde Safety Beach	2	House	\$525,000	25 Feb 2025
 198 Dromana Pde Safety Beach	3	House	\$1,620,000	22 Feb 2025
 173 Marine Dr Safety Beach	4	House	\$2,400,000	22 Feb 2025
 11 Oskana Wlk Safety Beach	3	House	\$950,000	13 Feb 2025
 20 Seaspray Cl Safety Beach	4	House	\$1,150,000	10 Feb 2025
 2/32 Tonkin St Safety Beach	3	Townhouse	\$860,000	08 Feb 2025
 10 Clipper Quay Safety Beach	4	House	\$2,275,000	05 Feb 2025
 4/178 Dromana Pde Safety Beach	3	Townhouse	\$800,000	03 Feb 2025
 10/178 Dromana Pde Safety Beach	3	Strata Unit/Townhouse	\$661,000	02 Feb 2025
 22 South Harbour Esp Safety Beach	3	House	\$1,575,000	28 Jan 2025
 14 Lansell Av Safety Beach	3	House	\$1,080,000	26 Jan 2025
 4 Cordage Cl Safety Beach	3	Townhouse	\$660,000	22 Jan 2025

Sold Properties~

Address	Bedrooms	Type	Price	Sold
 26 Lakeside Ct SAFETY BEACH	4	House	\$975,000	18 Jan 2025
 9/102a Country Club Dr Safety Beach	2	Townhouse	\$615,000	18 Jan 2025
 78 Country Club Dr Safety Beach	3	House	\$800,000	23 Dec 2024
 73 Country Club Dr Safety Beach	4	House	\$1,550,000	18 Dec 2024
 93 Palm Tree Dr Safety Beach	3	House	\$1,100,000	18 Dec 2024
 4 Lake View La Safety Beach	3	House	\$600,000	18 Dec 2024
 27a Knott St Safety Beach	4	Strata Unit/Townhouse	\$1,500,000	13 Dec 2024
 5 Moonlight Mews Safety Beach	3	House	\$1,142,000	10 Dec 2024
 5 Helsal Pt Safety Beach	4	House	\$3,000,000	10 Dec 2024
 14 Buckley St Safety Beach	3	House	\$1,220,000	09 Dec 2024
 2b Walter St Safety Beach	3	House	\$805,000	08 Dec 2024
 3 Bowline La Safety Beach	3	Townhouse	\$825,000	06 Dec 2024

Jellis Craig

Mount Martha Office
4/42 Lochiel Avenue, Mount Martha
03 5974 8900

jelliscraig.com.au

Data is current as of PDF generation date 01/04/2025

* Updated Quarterly for the past 12 months

^ Updated daily for the past quarter

~ Updated daily: 33 recent results.

This publication contains data, analytics, statistics and other information supplied by PROPERTYDATAONLINE PTY LTD (PropertyData). The data provided in this publication is of a general nature and should not be construed as specific advice or relied upon in lieu of appropriate professional advice.

PropertyData relies upon data supplied by third parties and while the data is checked and reviewed, PropertyData does not warrant the accuracy or completeness of the information to the full extent permitted by the law and excludes all loss or damage howsoever arising (including through negligence) in connection with the data supplied by PropertyData. The State of Victoria owns the copyright in the Property Sales Data and reproduction of that data in any way without the consent of the State of Victoria will constitute a breach of the Copyright Act 1968 (cth). The State of Victoria does not warrant the accuracy or completeness of the Property Sales Data and any person using or relying upon such information does so on the basis that the State of Victoria accepts no responsibility or liability whatsoever for any errors, faults, defects or omissions in the information supplied.