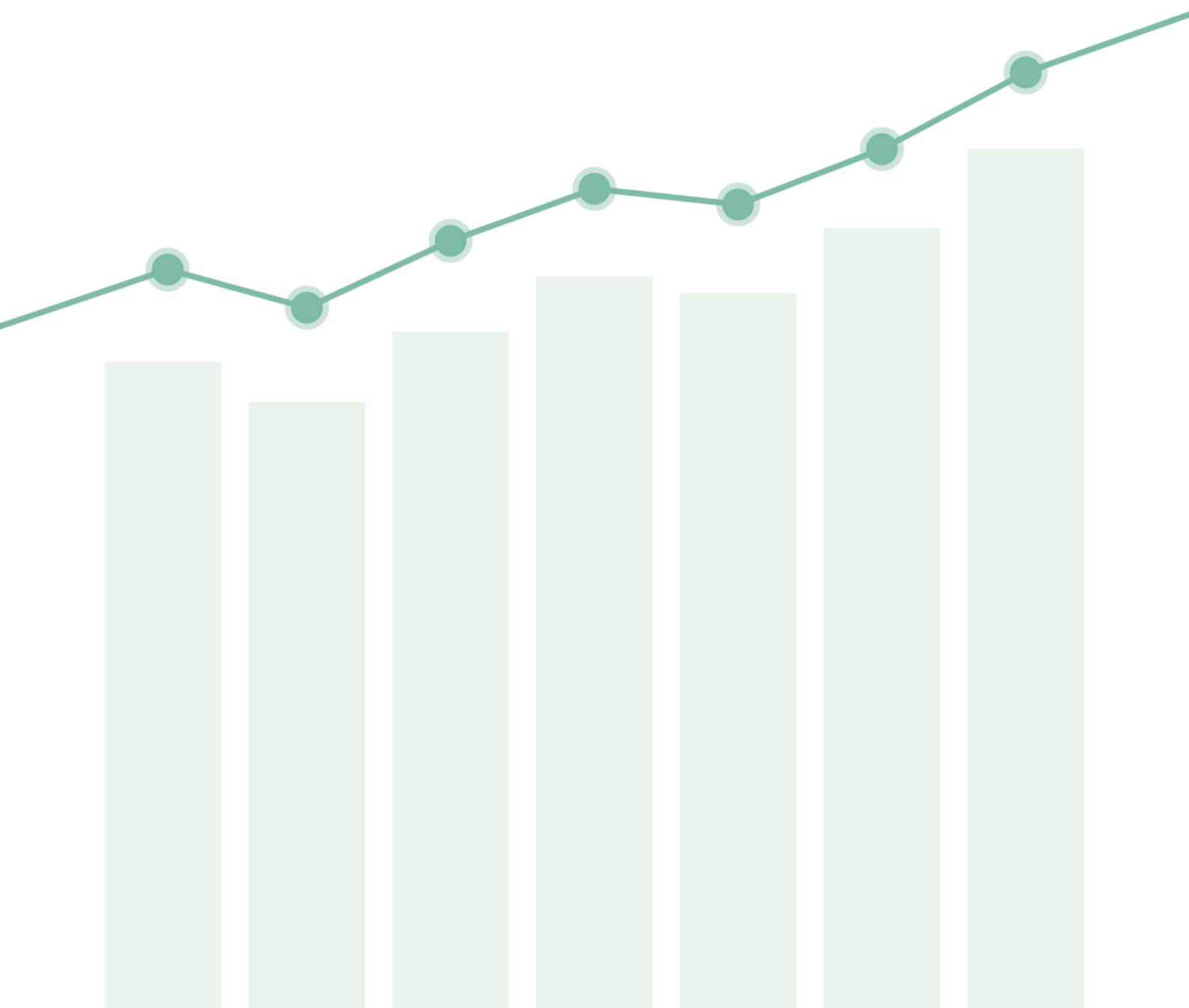


# JellisCraig

SANDRINGHAM

## Suburb Report

Know your neighbourhood.



SANDRINGHAM SUBURB REPORT

Median House Price\*

Median

\$2.10m

Quarterly Price Change

0.00% ↓

Median Unit Price\*


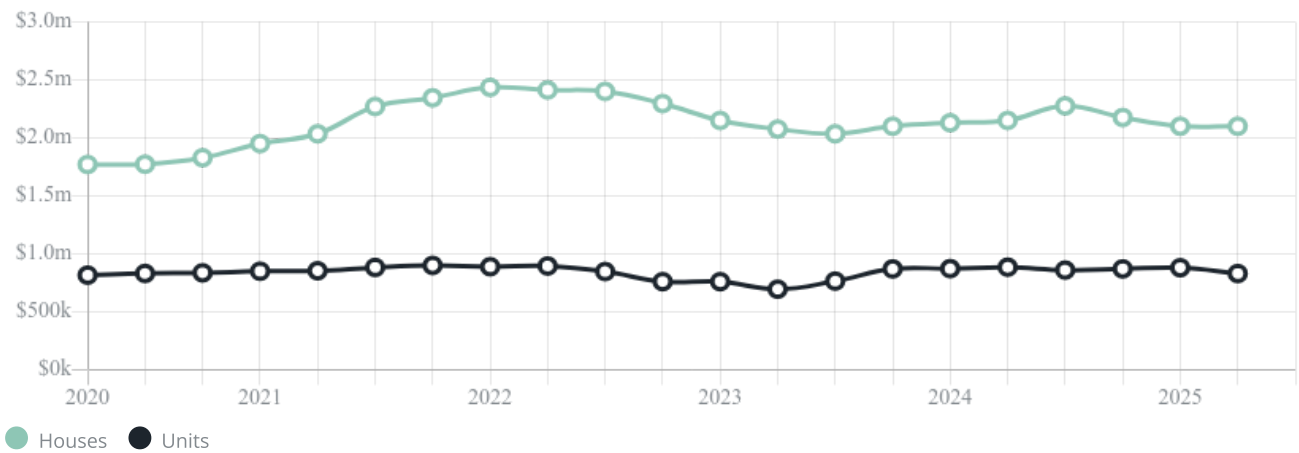
Median

\$830k

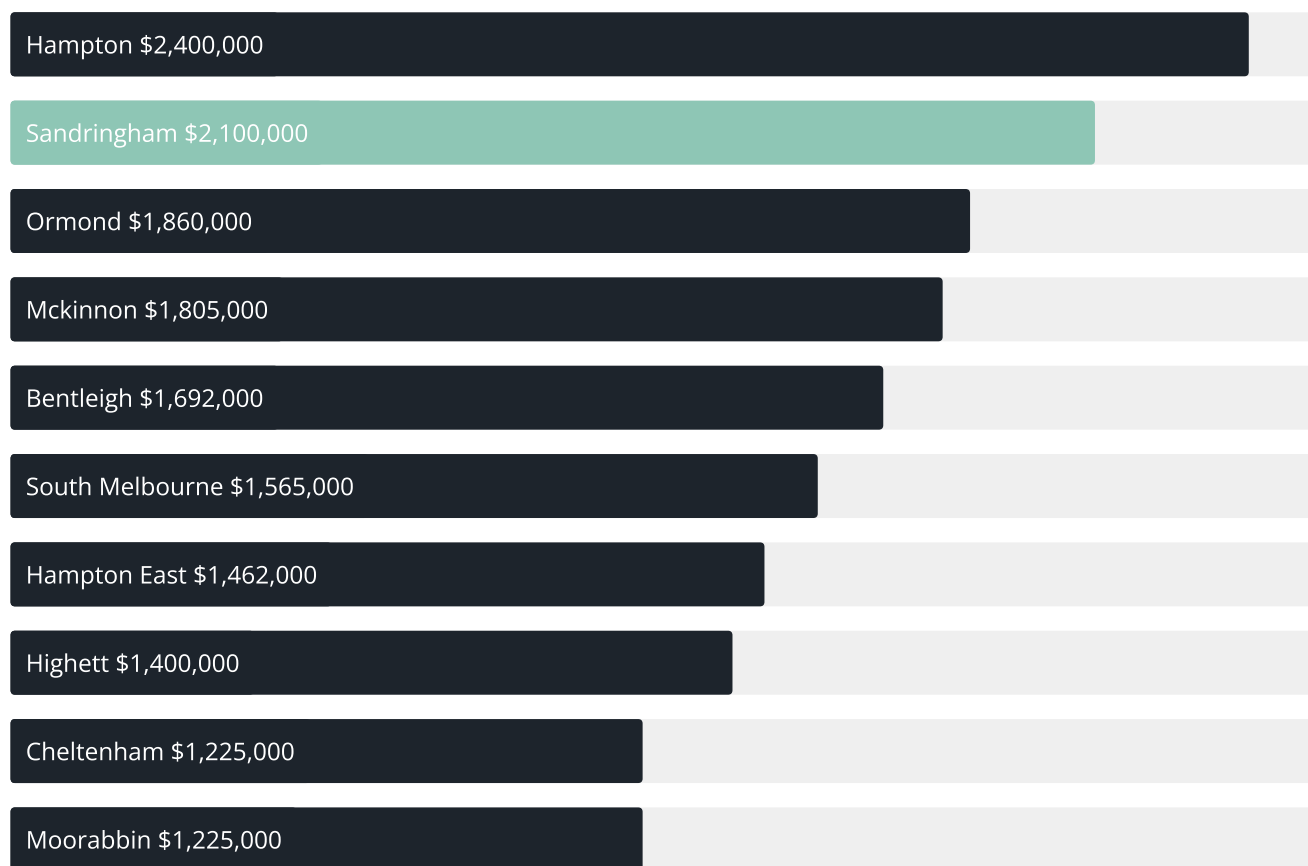
Quarterly Price Change

-5.68% ↓

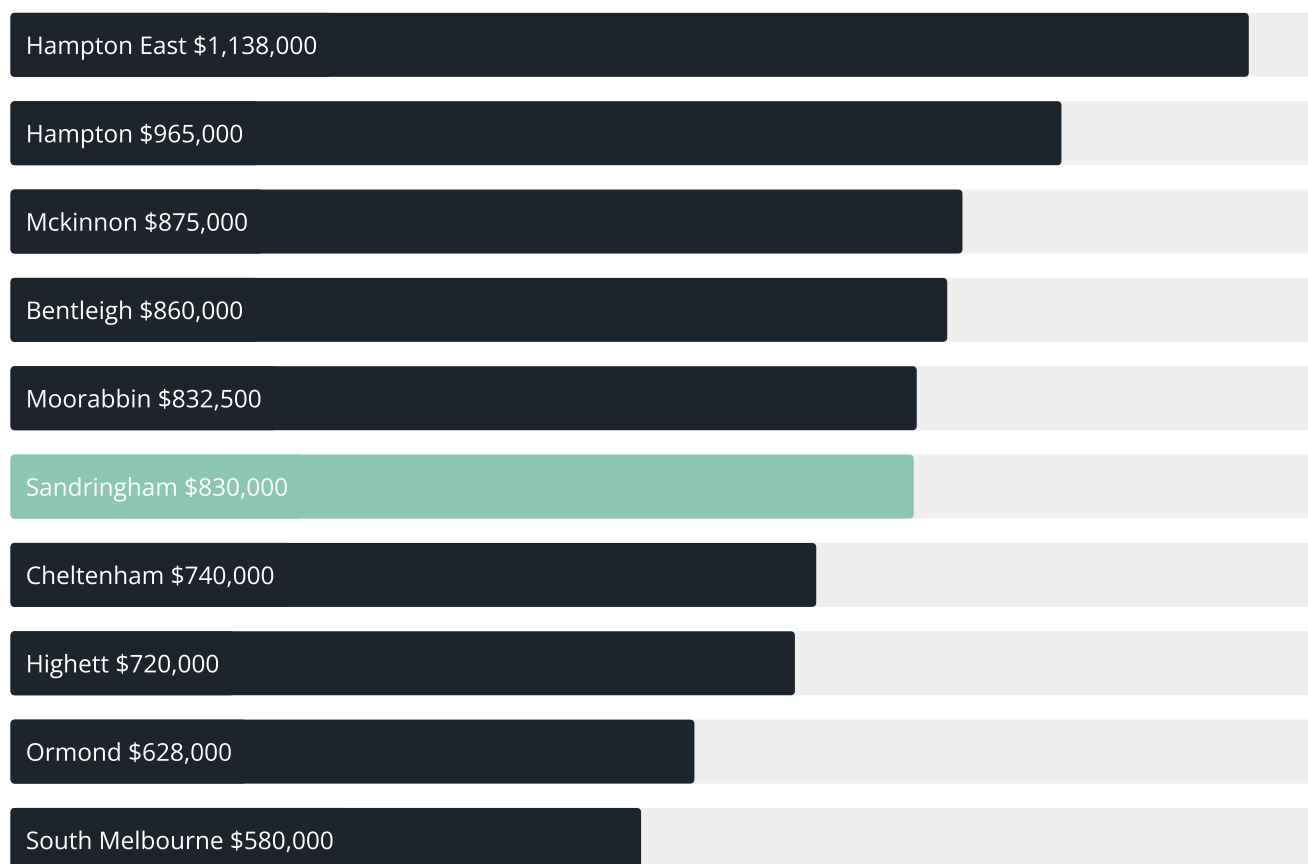
Quarterly Price Change\*



## Median House Sale Price\*



## Median Unit Sale Price\*





SANDRINGHAM SUBURB REPORT

Sale Method\*



Auction Clearance Rate\*

54.55%

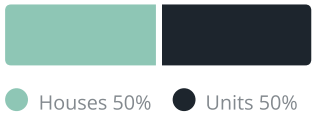
Median Days on Market^

49 days

Average Hold Period\*

7.2 years

Dwelling Type^



Ownership^



Population^

10,926

Median Asking Rent per week\*

\$1,000

Population Growth^

6.69%

Rental Yield\*

2.29%

Median Age^











47 years

Median Household Size^











2.4 people

## SANDRINGHAM SUBURB REPORT











Discover a snapshot of the most recent results for this suburb, to view the full 12 months of sales history, please go to [jellisraig.com.au/suburbinsights](https://jellisraig.com.au/suburbinsights)

Address	Bedrooms	Type	Price	Sold
 6/43 Abbott St Sandringham	2	Townhouse	\$940,000	28 Jul 2025
 2/54 Edward St Sandringham	2	Unit	\$915,000	26 Jul 2025
 19b Nelson St Sandringham	3	Townhouse	\$1,840,000	16 Jul 2025
 36 Kenneth St Sandringham	4	House	\$1,860,000	15 Jul 2025
 4/9-11 Arthur St Sandringham	1	Apartment	\$445,000	14 Jul 2025
 123/226 Bay Rd Sandringham	1	Apartment	\$475,000	30 Jun 2025
 221/218 Bay Rd Sandringham	2	Subdivided Flat - Single OYO Flat	\$427,109	25 Jun 2025
 5 Rose St Sandringham	5	House	\$3,700,000	19 Jun 2025
 302/216 Bay Rd Sandringham	2	Apartment	\$725,000	18 Jun 2025
 24 Miller St Sandringham	4	House	\$2,065,000	18 Jun 2025

## SANDRINGHAM SUBURB REPORT

Address	Bedrooms	Type	Price	Sold
 1/14 Duff St Sandringham	4	Townhouse	\$2,175,000	13 Jun 2025
 29 George St Sandringham	4	House	\$1,875,000	06 Jun 2025
 59 Bay Rd Sandringham	3	House	\$1,150,000	03 Jun 2025
 2/18 Wentworth Av Sandringham	4	Townhouse	\$1,585,000	31 May 2025
 51 Grange Rd Sandringham	3	House	\$1,970,000	30 May 2025
 5/198 Bluff Rd Sandringham	2	Villa	\$712,500	29 May 2025
 2 Campbell St Sandringham	3	House	\$1,700,000	28 May 2025
 1/91 Beach Rd Sandringham	2	Apartment	\$660,000	27 May 2025
 402/226 Bay Rd Sandringham	3	Apartment	\$992,000	27 May 2025
 14 Neptune St Sandringham	5	House	\$2,308,000	24 May 2025

## SANDRINGHAM SUBURB REPORT

Address	Bedrooms	Type	Price	Sold
 513/220 Bay Rd Sandringham	3	Subdivided Flat - Single OYO Flat	\$530,000	24 May 2025
 75a Abbott St Sandringham	3	House	\$2,000,000	18 May 2025
 2/12 Bamfield St Sandringham	3	Flat/Unit/Apartment	\$1,045,000	12 May 2025
 2/11 Waltham St Sandringham	2	Apartment	\$905,000	10 May 2025
 9 Cooke St Sandringham	4	House	\$2,300,000	10 May 2025
 65 Grange Rd Sandringham	3	Townhouse	\$1,600,000	07 May 2025
 9 Le Fevre St Sandringham	5	House	\$3,452,000	05 May 2025
 42 Piper Pl Sandringham	3	Flat/Unit/Apartment	\$1,250,000	05 May 2025
 508/222 Bay Rd Sandringham	2	Subdivided Flat - Single OYO Flat	\$600,000	05 May 2025
 2/16 Georgiana St Sandringham	2	Strata Unit/Flat	\$1,260,000	03 May 2025





Bentleigh Office  
Level 1, 277 - 279 Centre Road, Bentleigh  
03 9593 4500

[jellisraig.com.au](http://jellisraig.com.au)

Data is current as of PDF generation date 01/08/2025

\* Updated Quarterly for the past 12 months  
^ Updated daily for the past quarter  
~ Updated daily: 33 recent results.

This publication contains data, analytics, statistics and other information supplied by PROPERTYDATAONLINE PTY LTD (PropertyData). The data provided in this publication is of a general nature and should not be construed as specific advice or relied upon in lieu of appropriate professional advice.

PropertyData relies upon data supplied by third parties and while the data is checked and reviewed, PropertyData does not warrant the accuracy or completeness of the information to the full extent permitted by the law and excludes all loss or damage howsoever arising (including through negligence) in connection with the data supplied by PropertyData. The State of Victoria owns the copyright in the Property Sales Data and reproduction of that data in any way without the consent of the State of Victoria will constitute a breach of the Copyright Act 1968 (cth). The State of Victoria does not warrant the accuracy or completeness of the Property Sales Data and any person using or relying upon such information does so on the basis that the State of Victoria accepts no responsibility or liability whatsoever for any errors, faults, defects or omissions in the information supplied.