

# *Suburb* **INSIGHTS**

3191  
SANDRINGHAM



Data that shapes your suburb.

**Jellis  
Craig**



# Property Prices

## Median House Price\*

Median

**\$2.28m**

Quarterly Price Change

**5.81% ↑**

## Median Unit Price\*

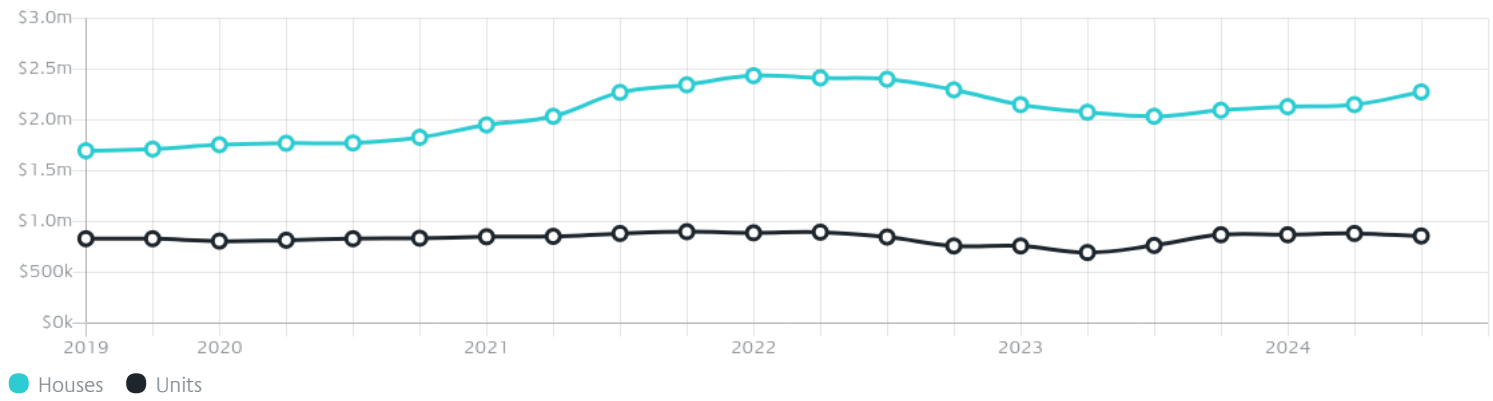
Median

**\$858k**

Quarterly Price Change

**-2.83% ↓**

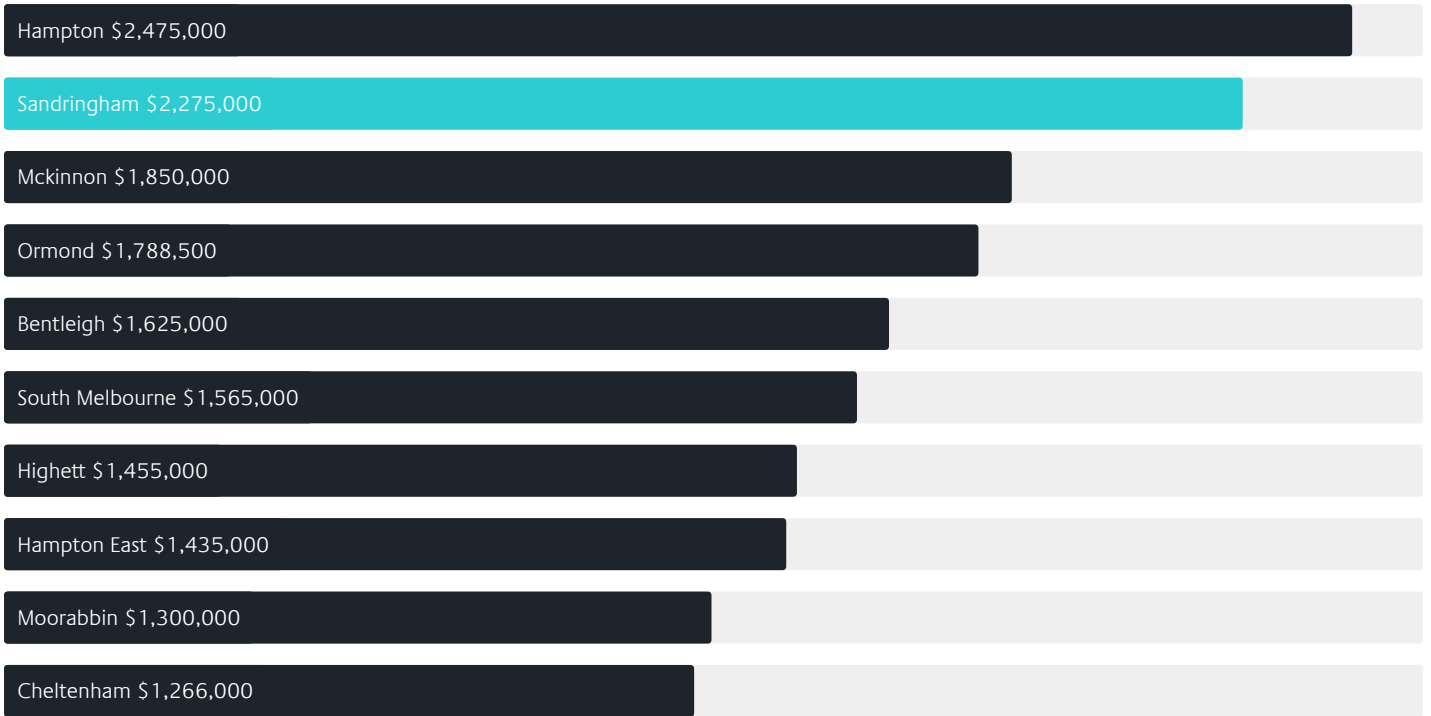
## Quarterly Price Change\*



# Surrounding Suburbs

---

## Median House Sale Price\*



## Median Unit Sale Price\*



# Sales Snapshot

## Sale Method<sup>\*</sup>



● Auction 62%  
● Private 38%

## Auction Clearance Rate<sup>\*</sup>

72.5%

## Median Days on Market<sup>^</sup>

26 days

## Average Hold Period<sup>\*</sup>

7.2 years

# Insights

## Dwelling Type<sup>^</sup>



● Houses 50% ● Units 50%

## Ownership<sup>^</sup>



● Owned Outright 43% ● Mortgaged 35% ● Rented 23%

## Population<sup>^</sup>

10,926

## Median Asking Rent per week<sup>\*</sup>

\$1,000

## Population Growth<sup>^</sup>

6.69%

## Rental Yield<sup>\*</sup>

2.29%

## Median Age<sup>^</sup>













47 years

## Median Household Size<sup>^</sup>













2.4 people

# Sold Properties~

Discover a snapshot of the most recent results for this suburb, to view the full 12 months of sales history, please go to [jellisraig.com.au/suburbinsights](https://jellisraig.com.au/suburbinsights)













Address	Bedrooms	Type	Price	Sold
 314/216 Bay Rd Sandringham	2	Apartment	\$587,500	19 Nov 2024
 10 Station St Sandringham	4	House	\$2,150,000	16 Nov 2024
 70 Edward St Sandringham	5	House	\$3,260,000	16 Nov 2024
 218/218 Bay Rd Sandringham	1	Apartment	\$330,000	13 Nov 2024
 22 Grange Rd Sandringham	3	House	\$2,435,000	13 Nov 2024
 294 Bluff Rd Sandringham	3	House	\$1,540,000	09 Nov 2024
 360/226 Bay Rd Sandringham	1	Apartment	\$400,000	06 Nov 2024
 12 Royal Av Sandringham	3	House	\$1,830,000	26 Oct 2024
 29 Spring St Sandringham	5	House	\$2,706,000	26 Oct 2024
 1/8 Duff St Sandringham	2	Unit	\$1,181,000	19 Oct 2024
 8b Rose St Sandringham	3	Townhouse	\$2,650,000	18 Oct 2024
 81 Sandringham Rd Sandringham	4	House	\$2,650,000	12 Oct 2024

# Sold Properties~

Address	Bedrooms	Type	Price	Sold
 4/243 Bluff Rd Sandringham	3	Townhouse	\$1,025,000	09 Oct 2024
 8/26 Fernhill Rd Sandringham	3	Townhouse	\$1,280,000	09 Oct 2024
 4 Le Fevre St Sandringham	2	Townhouse	\$1,375,000	05 Oct 2024
 54 Vincent St Sandringham	4	House	\$1,955,000	04 Oct 2024
 130/218 Bay Rd Sandringham	1	Unit	\$335,000	04 Oct 2024
 2/75c Abbott St Sandringham	4	Townhouse	\$2,420,000	24 Sep 2024
 304/216 Bay Rd Sandringham	3	Apartment	\$1,260,000	23 Sep 2024
 14 Wentworth Av Sandringham	6	House	\$2,665,000	21 Sep 2024
 2/89 Bay Rd Sandringham	2	Unit	\$845,000	14 Sep 2024
 115/218 Bay Rd Sandringham	1	Subdivided Flat - Single OYO Flat	\$365,000	12 Sep 2024
 417/222 Bay Rd Sandringham	2	Subdivided Flat - Single OYO Flat	\$430,000	11 Sep 2024
 20/22 Abbott St Sandringham	2	Apartment	\$580,000	10 Sep 2024



# Sold Properties~

Address	Bedrooms	Type	Price	Sold
 109/220 Bay Rd Sandringham	1	Subdivided Flat - Single OYO Flat	\$580,000	10 Sep 2024
 21 Mclauchlin Av Sandringham	3	House	\$2,590,000	07 Sep 2024
 22b Duff St Sandringham	3	House	\$1,135,000	07 Sep 2024
 217/218 Bay Rd Sandringham	1	Apartment	\$330,000	05 Sep 2024
 1/179 Beach Rd Sandringham	2	Unit	\$1,275,000	05 Sep 2024
 5/76 Bay Rd Sandringham	2	Strata Unit/Flat	\$590,000	05 Sep 2024
 320/218 Bay Rd Sandringham	2	Unit	\$490,000	04 Sep 2024
 2/41 Bay Rd Sandringham	2	Apartment	\$645,000	03 Sep 2024
 22/170 Beach Rd Sandringham	3	Townhouse	\$900,000	31 Aug 2024
 2/269 Bluff Rd Sandringham	3	Flat/Unit/Apartment	\$890,000	28 Aug 2024
 201/252 Bay Rd Sandringham	2	Apartment	\$500,000	27 Aug 2024
 707/222 Bay Rd Sandringham	3	Apartment	\$1,138,500	26 Aug 2024



Bentleigh Office  
Level 1, 277 - 279 Centre Road, Bentleigh  
03 9593 4500

[jelliscraig.com.au](http://jelliscraig.com.au)

Data is current as of PDF generation date 01/12/2024

\* Updated Quarterly for the past 12 months

^ Updated daily for the past quarter

~ Updated daily: 33 recent results.

This publication contains data, analytics, statistics and other information supplied by PROPERTYDATAONLINE PTY LTD (PropertyData). The data provided in this publication is of a general nature and should not be construed as specific advice or relied upon in lieu of appropriate professional advice.

PropertyData relies upon data supplied by third parties and while the data is checked and reviewed, PropertyData does not warrant the accuracy or completeness of the information to the full extent permitted by the law and excludes all loss or damage howsoever arising (including through negligence) in connection with the data supplied by PropertyData. The State of Victoria owns the copyright in the Property Sales Data and reproduction of that data in any way without the consent of the State of Victoria will constitute a breach of the Copyright Act 1968 (cth). The State of Victoria does not warrant the accuracy or completeness of the Property Sales Data and any person using or relying upon such information does so on the basis that the State of Victoria accepts no responsibility or liability whatsoever for any errors, faults, defects or omissions in the information supplied.