

Suburb Report

Know your neighbourhood.



Property Prices

Median House Price*

Median

\$2.17m

Quarterly Price Change

-4.61% ↓

Median Unit Price*


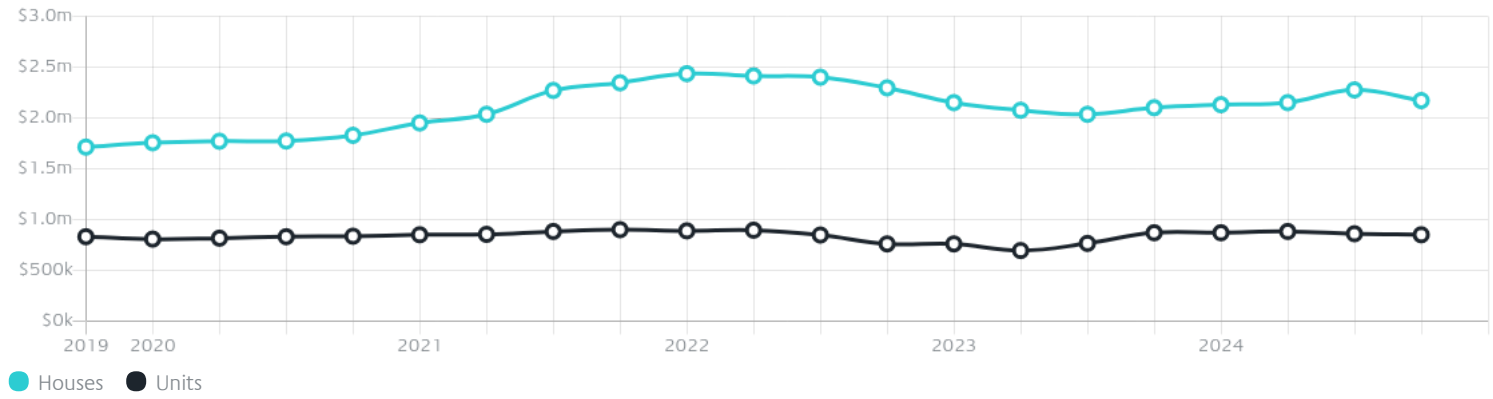
Median

\$850k

Quarterly Price Change

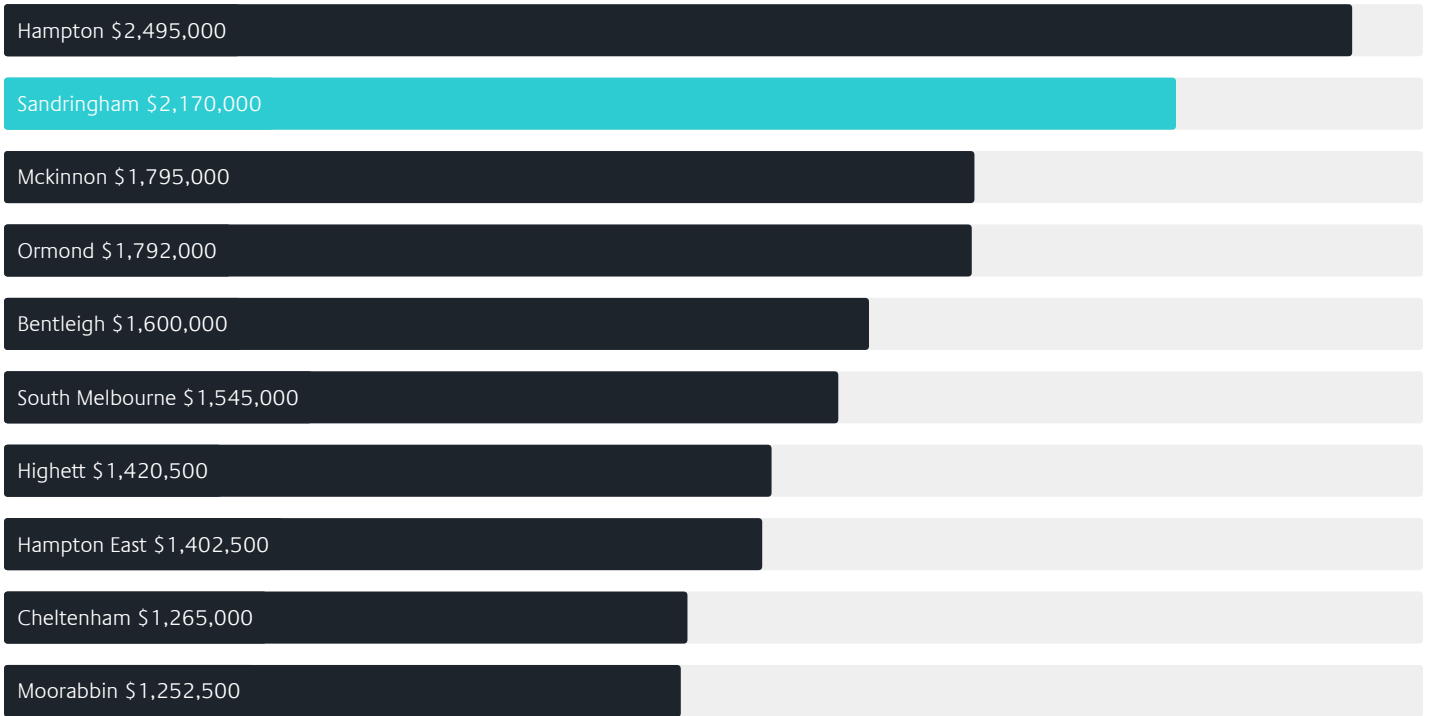
-1.16% ↓

Quarterly Price Change*



Surrounding Suburbs

Median House Sale Price*



Median Unit Sale Price*



Sales Snapshot

Sale Method*



● Auction 32%
● Private 68%

Auction Clearance Rate*

85.71%

Median Days on Market^

35 days

Average Hold Period*

7.2 years

Insights

Dwelling Type^



● Houses 50% ● Units 50%

Ownership^



● Owned Outright 43% ● Mortgaged 35% ● Rented 23%

Population^

10,926

Median Asking Rent per week*

\$1,123

Population Growth^

6.69%

Rental Yield*

2.29%

Median Age^













47 years

Median Household Size^













2.4 people

Sold Properties~











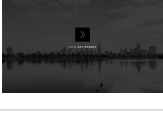

Discover a snapshot of the most recent results for this suburb, to view the full 12 months of sales history, please go to jellisraig.com.au/suburbinsights

Address	Bedrooms	Type	Price	Sold
 26 Balmoral Av Sandringham	3	House	\$1,461,000	22 Feb 2025
 1/7 Southey St Sandringham	3	Townhouse	\$1,427,000	20 Feb 2025
 4/271 Bluff Rd Sandringham	3	Townhouse	\$1,130,000	04 Feb 2025
 25 Balmoral Av Sandringham	4	House	\$2,075,000	03 Feb 2025
 30/49-51 Bay Rd Sandringham	1	Apartment	\$750,000	22 Jan 2025
 6/26 Fernhill Rd Sandringham	2	Townhouse	\$940,000	17 Jan 2025
 5 Carew St Sandringham	3	House	\$1,850,000	17 Jan 2025
 25 Collingwood St Sandringham	4	House	\$2,310,000	17 Jan 2025
 2/5 John St Sandringham	3	Villa	\$1,230,000	15 Jan 2025
 501/220 Bay Rd Sandringham	2	Apartment	\$700,000	15 Jan 2025
 406/220 Bay Rd Sandringham	2	Apartment	\$622,500	14 Jan 2025
 22/1 George St Sandringham	2	Subdivided Flat - Single OYO Flat	\$572,000	10 Jan 2025

Sold Properties~

Address	Bedrooms	Type	Price	Sold
 6/384-386 Bluff Rd Sandringham	3	Townhouse	\$1,100,000	07 Jan 2025
 111/218 Bay Rd Sandringham	1	Subdivided Flat - Single OYO Flat	\$329,000	30 Dec 2024
 2/19 Minnie St Sandringham	3	House	\$1,655,000	18 Dec 2024
 306/216 Bay Rd Sandringham	3	Apartment	\$1,330,000	14 Dec 2024
 428/220 Bay Rd Sandringham	2	Apartment	\$830,000	12 Dec 2024
 2/273 Bluff Rd Sandringham	2	Flat/Unit/Apartment	\$800,000	12 Dec 2024
 23 Codrington St Sandringham	2	House	\$1,410,000	12 Dec 2024
 231/218 Bay Rd Sandringham	1	Apartment	\$330,000	11 Dec 2024
 113/222 Bay Rd Sandringham	2	Apartment	\$525,000	10 Dec 2024
 333/222 Bay Rd Sandringham	1	Apartment	\$417,500	07 Dec 2024
 328/218 Bay Rd Sandringham	2	Subdivided Flat - Single OYO Flat	\$330,000	05 Dec 2024
 5B Heath St Sandringham	3	Townhouse	\$1,400,000	30 Nov 2024

Sold Properties~

Address	Bedrooms	Type	Price	Sold
 4 Minnie St Sandringham	4	House	\$3,385,000	28 Nov 2024
 203/12 Trentham St Sandringham	3	Apartment	\$1,970,000	28 Nov 2024
 128/18-34 Station St Sandringham	1	Apartment	\$347,000	27 Nov 2024
 2/10 Reno Rd Sandringham	3	Townhouse	\$1,300,000	27 Nov 2024
 8 Dunsterville St Sandringham	4	House	\$2,510,000	23 Nov 2024
 110/4 Fernhill Rd Sandringham	2	Apartment	\$712,500	20 Nov 2024
 314/216 Bay Rd Sandringham	2	Apartment	\$587,500	19 Nov 2024
 10 Station St Sandringham	4	House	\$2,150,000	16 Nov 2024
 70 Edward St Sandringham	5	House	\$3,260,000	16 Nov 2024
 23 Victoria St Sandringham	5	House	\$2,950,000	16 Nov 2024
 22 Grange Rd Sandringham	3	House	\$2,435,000	13 Nov 2024
 218/218 Bay Rd Sandringham	1	Apartment	\$330,000	13 Nov 2024



Bentleigh Office
Level 1, 277 - 279 Centre Road, Bentleigh
03 9593 4500

jelliscraig.com.au

Data is current as of PDF generation date 01/03/2025

* Updated Quarterly for the past 12 months

^ Updated daily for the past quarter

~ Updated daily: 33 recent results.

This publication contains data, analytics, statistics and other information supplied by PROPERTYDATAONLINE PTY LTD (PropertyData). The data provided in this publication is of a general nature and should not be construed as specific advice or relied upon in lieu of appropriate professional advice.

PropertyData relies upon data supplied by third parties and while the data is checked and reviewed, PropertyData does not warrant the accuracy or completeness of the information to the full extent permitted by the law and excludes all loss or damage howsoever arising (including through negligence) in connection with the data supplied by PropertyData. The State of Victoria owns the copyright in the Property Sales Data and reproduction of that data in any way without the consent of the State of Victoria will constitute a breach of the Copyright Act 1968 (cth). The State of Victoria does not warrant the accuracy or completeness of the Property Sales Data and any person using or relying upon such information does so on the basis that the State of Victoria accepts no responsibility or liability whatsoever for any errors, faults, defects or omissions in the information supplied.