

JellisCraig

SANDRINGHAM

Suburb Report

Know your neighbourhood.



SANDRINGHAM SUBURB REPORT

Median House Price*

Median

\$2.10m

Quarterly Price Change

0.00% ↓

Median Unit Price*

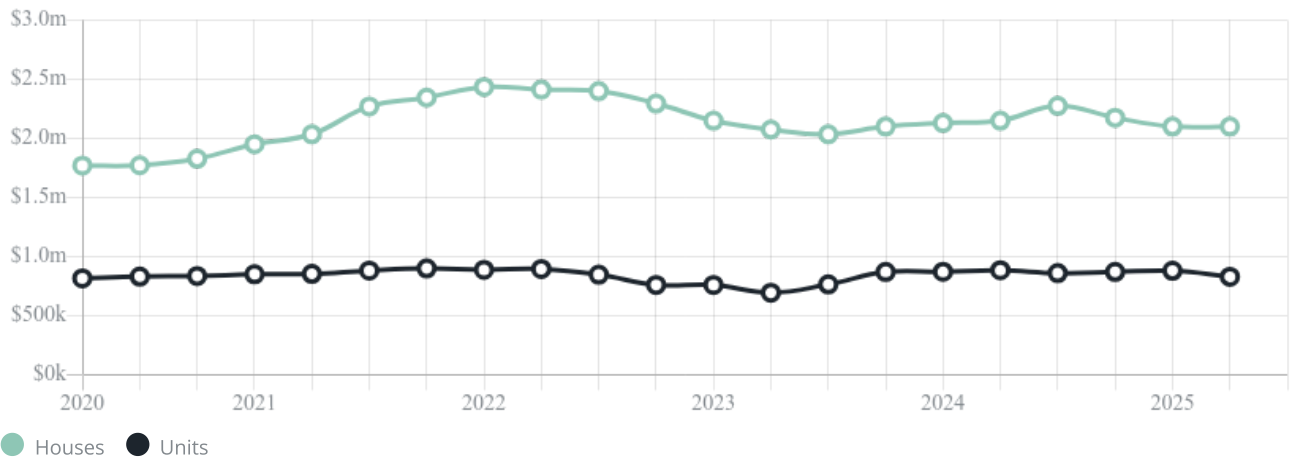
Median

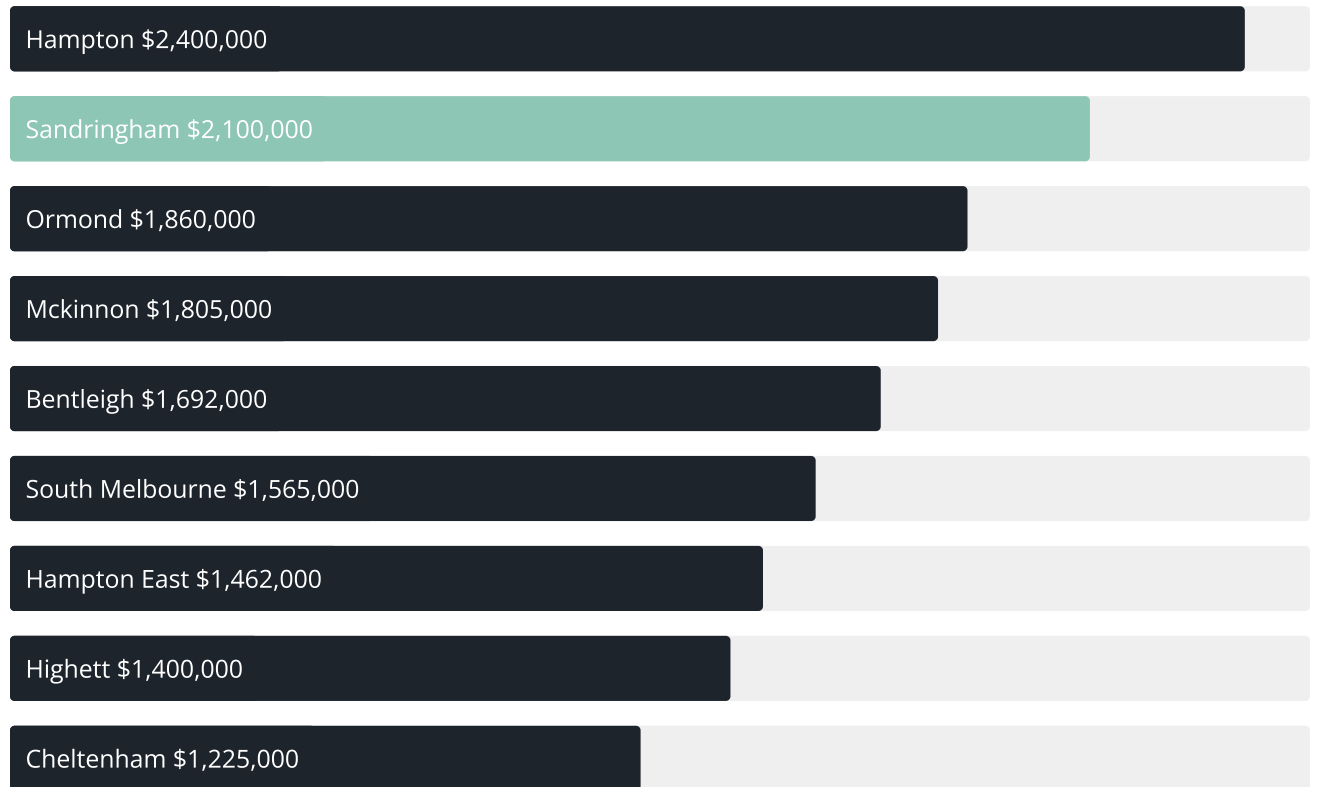
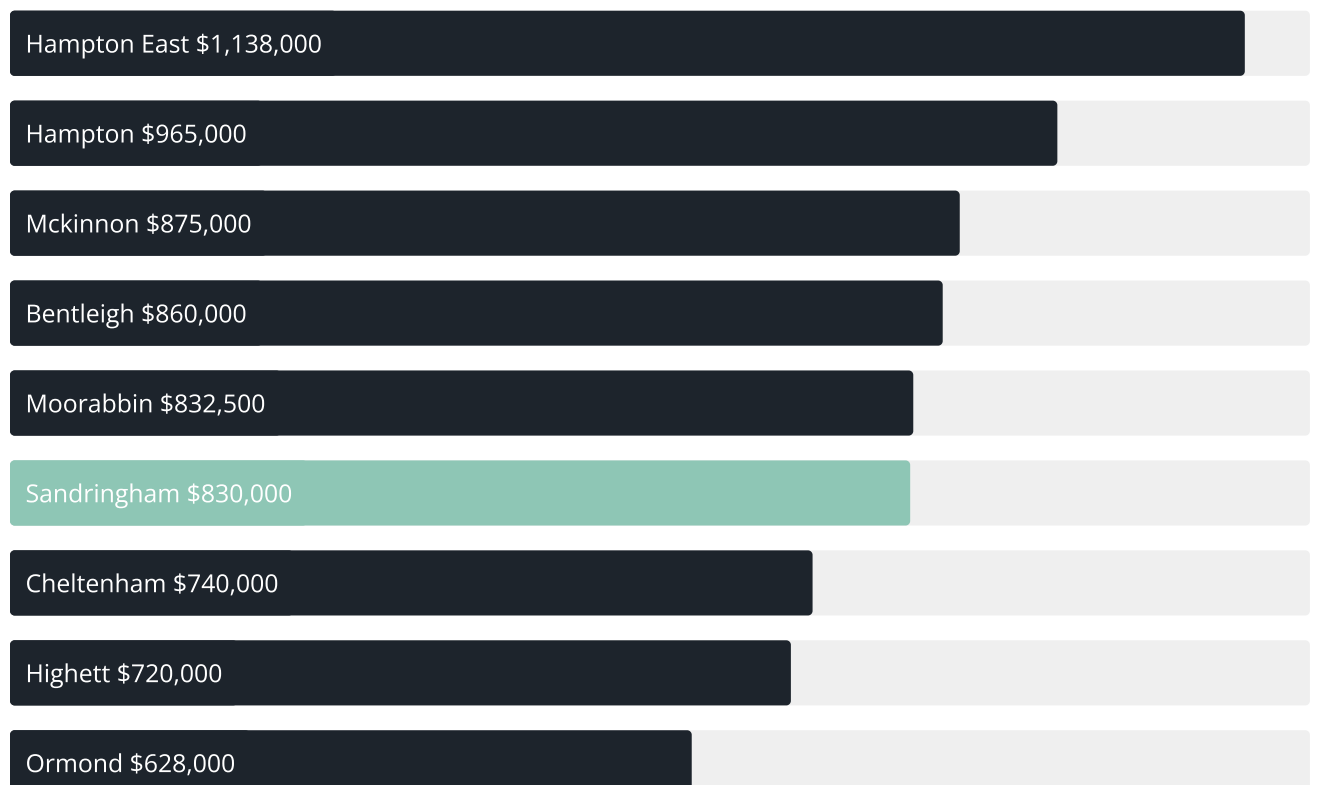
\$830k

Quarterly Price Change

-5.68% ↓

Quarterly Price Change*



Median House Sale Price^{*}Median Unit Sale Price^{*}

SANDRINGHAM SUBURB REPORT

Sale Method*



● Auction 43%

● Private 57%

Auction Clearance Rate*

73.08%

Median Days on Market^

33 days

Average Hold Period*

7.2 years

Dwelling Type^



● Houses 50%

● Units 50%

Ownership^



● Owned Outright 43%

● Mortgaged 35%

● Rented 23%

Population^

10,926

Median Asking Rent per week*

\$1,000

Population Growth^

6.69%

Rental Yield*

2.29%

Median Age^











47 years

Median Household Size^











2.4 people

SANDRINGHAM SUBURB REPORT











Discover a snapshot of the most recent results for this suburb, to view the full 12 months of sales history, please go to jellisraig.com.au/suburbinsights

Address	Bedrooms	Type	Price	Sold
 423/222 Bay Rd Sandringham	2	Apartment	\$540,000	30 Sep 2025
 5/6 Fernhill Rd Sandringham	2	Apartment	\$1,120,000	24 Sep 2025
 15 Sandringham Rd Sandringham	2	House	\$1,590,000	12 Sep 2025
 406/222 Bay Rd Sandringham	2	Apartment	\$650,000	08 Sep 2025
 15 Spring St Sandringham	4	House	\$2,866,000	06 Sep 2025
 702/222 Bay Rd Sandringham	2	Apartment	\$540,000	05 Sep 2025
 1/18 Sims St Sandringham	2	Unit	\$1,360,000	04 Sep 2025
 15a Holzer St Sandringham	2	House	\$1,475,000	29 Aug 2025
 313/218 Bay Rd Sandringham	2	Unit	\$495,000	28 Aug 2025
 3/15 Codrington St Sandringham	2	Flat/Unit/Apartment	\$775,000	28 Aug 2025

SANDRINGHAM SUBURB REPORT

Address	Bedrooms	Type	Price	Sold
 7/60 Abbott St Sandringham	3	Flat/Unit/Apartment	\$1,015,000	24 Aug 2025
 19 Neptune St Sandringham	2	House	\$1,305,000	23 Aug 2025
 115 Abbott St Sandringham	5	House	\$2,596,000	23 Aug 2025
 11/41 Bay Rd Sandringham	2	Strata Unit/Flat	\$655,000	20 Aug 2025
 25b Gladstone St Sandringham	3	House	\$2,200,000	20 Aug 2025
 253 Bluff Rd Sandringham	4	House	\$1,460,000	19 Aug 2025
 15/170 Beach Rd Sandringham	3	Townhouse	\$1,150,000	17 Aug 2025
 8a Cooke St Sandringham	4	House	\$1,850,000	15 Aug 2025
 19 Collingwood St Sandringham	4	House	\$2,626,000	13 Aug 2025
 230/218 Bay Rd Sandringham	1	Subdivided Flat - Single OYO Flat	\$350,000	02 Aug 2025

SANDRINGHAM SUBURB REPORT

Address	Bedrooms	Type	Price	Sold
 1 Hobson St Sandringham	3	House	\$1,370,000	02 Aug 2025
 42 Gipsy Way Sandringham	3	Townhouse	\$1,650,000	01 Aug 2025
 57 Bay Rd Sandringham	4	House	\$2,645,000	31 Jul 2025
 6/43 Abbott St Sandringham	2	Townhouse	\$940,000	28 Jul 2025
 2/54 Edward St Sandringham	2	Unit	\$915,000	26 Jul 2025
 5 Dreadnought St Sandringham	4	House	\$3,130,000	25 Jul 2025
 17/19 Abbott St Sandringham	2	Apartment	\$640,000	24 Jul 2025
 19b Nelson St Sandringham	3	Townhouse	\$1,840,000	16 Jul 2025
 36 Kenneth St Sandringham	4	House	\$1,860,000	15 Jul 2025
 310/220 Bay Rd Sandringham	2	Unit	\$550,000	07 Jul 2025



Bentleigh Office
Level 1, 277 - 279 Centre Road, Bentleigh
03 9593 4500

jellisraig.com.au

Data is current as of PDF generation date 01/10/2025

* Updated Quarterly for the past 12 months

^ Updated daily for the past quarter

~ Updated daily: 33 recent results.

This publication contains data, analytics, statistics and other information supplied by PROPERTYDATAONLINE PTY LTD (PropertyData). The data provided in this publication is of a general nature and should not be construed as specific advice or relied upon in lieu of appropriate professional advice.

PropertyData relies upon data supplied by third parties and while the data is checked and reviewed, PropertyData does not warrant the accuracy or completeness of the information to the full extent permitted by the law and excludes all loss or damage howsoever arising (including through negligence) in connection with the data supplied by PropertyData. The State of Victoria owns the copyright in the Property Sales Data and reproduction of that data in any way without the consent of the State of Victoria will constitute a breach of the Copyright Act 1968 (cth). The State of Victoria does not warrant the accuracy or completeness of the Property Sales Data and any person using or relying upon such information does so on the basis that the State of Victoria accepts no responsibility or liability whatsoever for any errors, faults, defects or omissions in the information supplied.