

Suburb **INSIGHTS**

3028
SEABROOK



Data that shapes your suburb.

**Jellis
Craig**

Property Prices

Median House Price*

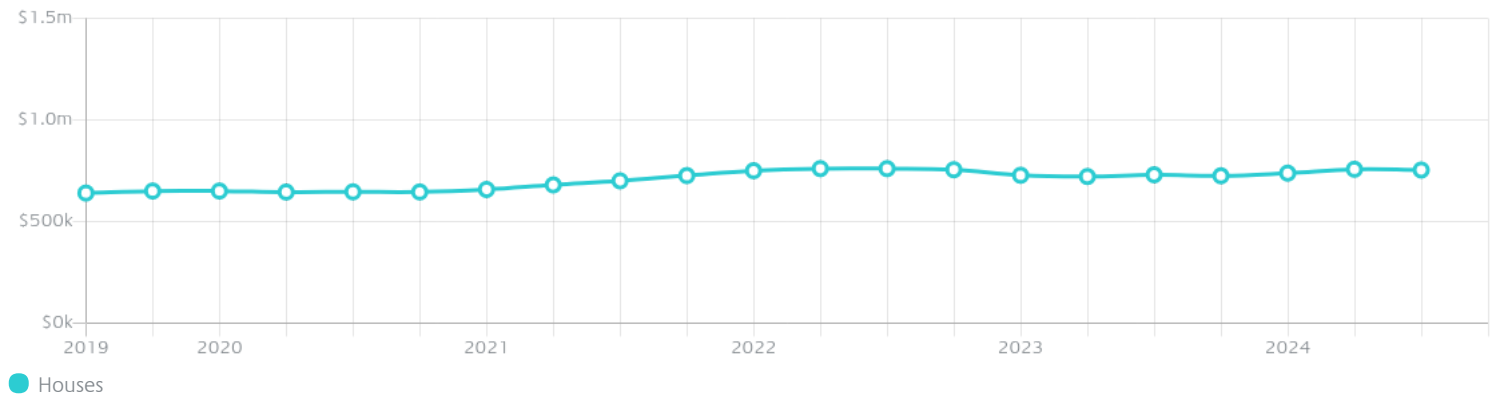
Median

\$753k

Quarterly Price Change

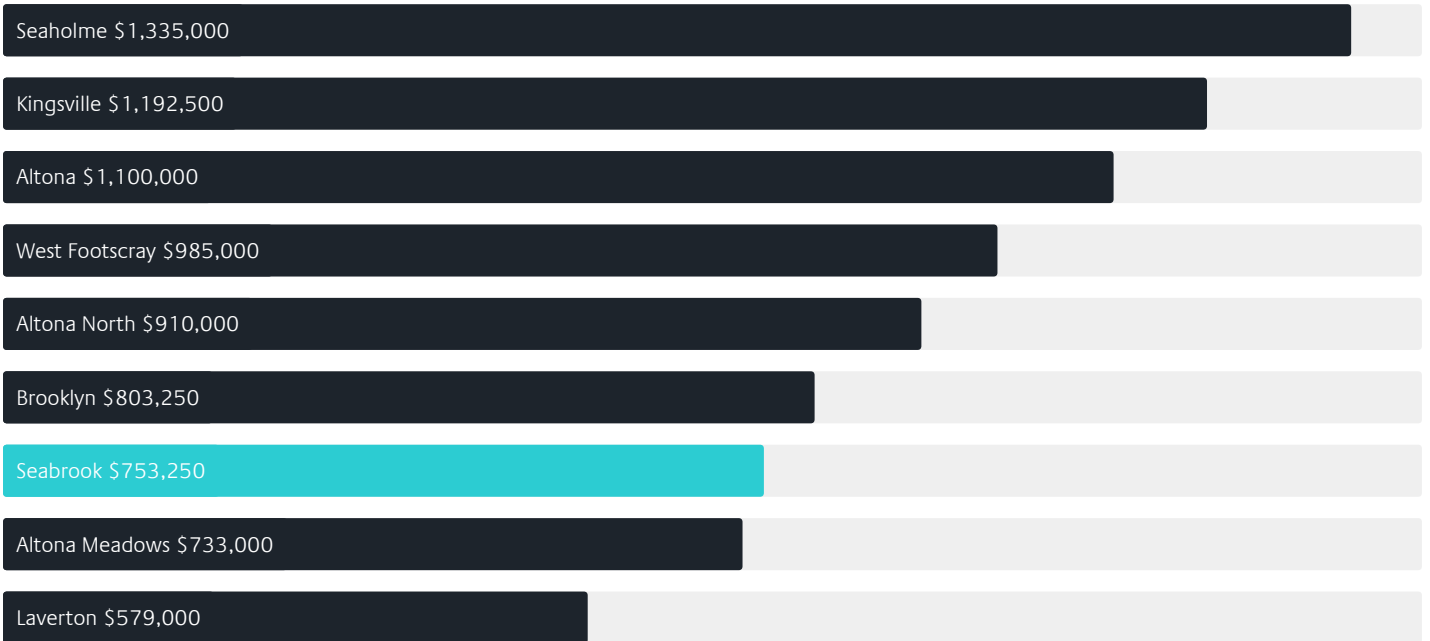
-0.49% ↓

Quarterly Price Change*

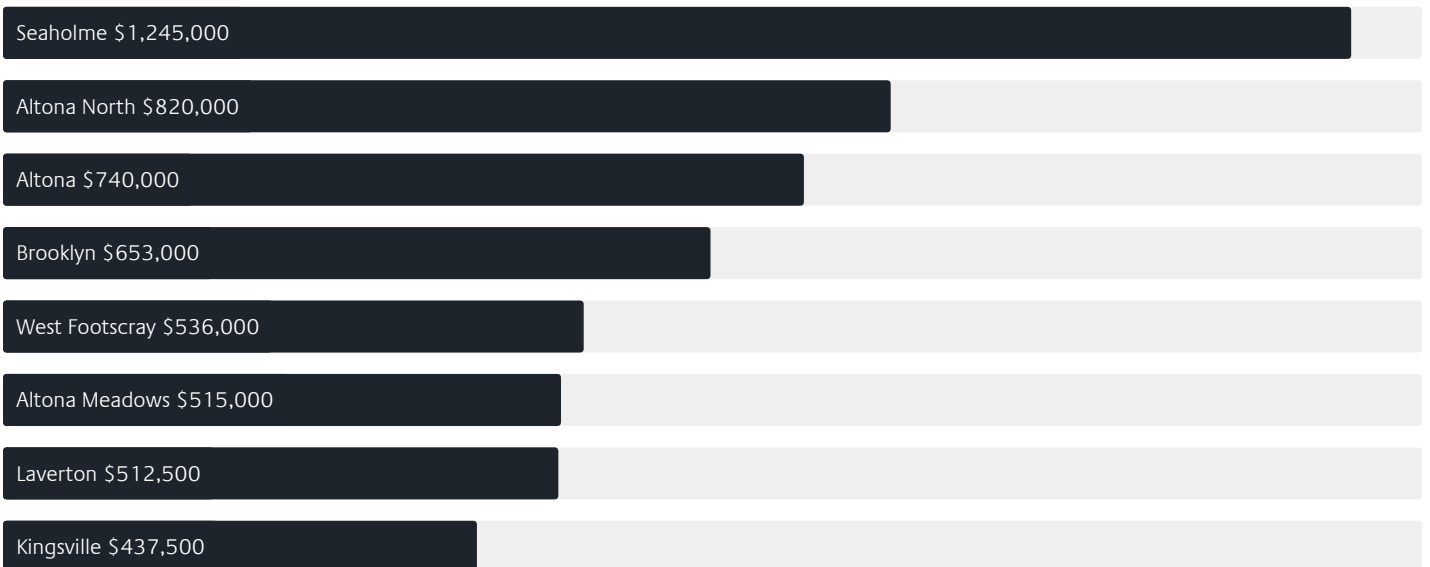


Surrounding Suburbs

Median House Sale Price*



Median Unit Sale Price*



Sales Snapshot

Sale Method^{*}



● Auction 7%
● Private 93%

Auction Clearance Rate^{*}

100%

Median Days on Market[^]

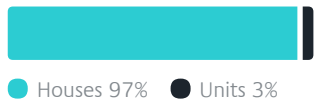
45 days

Average Hold Period^{*}

8.5 years

Insights

Dwelling Type[^]



● Houses 97% ● Units 3%

Ownership[^]



● Owned Outright 37% ● Mortgaged 46% ● Rented 17%

Population[^]

4,952

Median Asking Rent per week^{*}

\$500

Median Age[^]

37 years

Rental Yield^{*}













3.46%

Median Household Size[^]













2.9 people

Sold Properties~













Discover a snapshot of the most recent results for this suburb, to view the full 12 months of sales history, please go to jellisraig.com.au/suburbinsights

Address	Bedrooms	Type	Price	Sold
 10 Anchor Ct Seabrook	4	House	\$910,000	25 Nov 2024
 130 Seabrook Blvd Seabrook	3	House	\$778,000	22 Nov 2024
 15 Samuel Evans Ct Seabrook	5	House	\$860,000	11 Nov 2024
 7 Staples Way Seabrook	4	House	\$800,000	11 Nov 2024
 8 Burswood Ct Seabrook	3	House	\$700,000	25 Oct 2024
 9 Teatree Pl Seabrook	4	House	\$805,000	22 Oct 2024
 67 Canonbury Ccl SEABROOK	3	House	\$720,000	20 Oct 2024
 18 Ann Pl Seabrook	3	House	\$610,000	03 Oct 2024
 4 Monivae Ct Seabrook	4	House	\$735,000	16 Sep 2024
 24 Gundowring Dr SEABROOK	3	House	\$800,000	12 Sep 2024
 43 Mintaro Way Seabrook	4	House	\$749,500	07 Sep 2024
 45 Seabrook Blvd Seabrook	3	House	\$763,800	04 Sep 2024

Sold Properties~

Address	Bedrooms	Type	Price	Sold
 68 Shane Av Seabrook	3	House	\$718,000	30 Aug 2024
 3 Burswood Ct Seabrook	4	House	\$720,000	30 Aug 2024
 14 John Lecky Rd SEABROOK	4	House	\$885,000	26 Aug 2024
 30 Truganina Av Seabrook	3	House	\$790,000	22 Aug 2024
 3 George Benjamin Ct Seabrook	3	House	\$740,000	19 Aug 2024
 11 Carole Ct Seabrook	4	House	\$710,000	16 Aug 2024
 16 Anglers Ct Seabrook	4	House	\$785,000	13 Aug 2024
 60 Canonbury Ccl Seabrook	4	House	\$752,500	12 Aug 2024
 77 Shane Av Seabrook	3	House	\$564,500	07 Aug 2024
 4 Mark Ct Seabrook	3	House	\$585,000	01 Aug 2024
 4 Simpson Way Seabrook	3	House	\$831,000	26 Jul 2024
 3 Spindrift Way Seabrook	4	House	\$880,000	25 Jul 2024

Sold Properties~

Address	Bedrooms	Type	Price	Sold
 2/1 Chelmsford Pl Seabrook	2	Unit	\$479,000	17 Jul 2024
 12 John Lecky Rd SEABROOK	3	House	\$700,000	06 Jul 2024
 28 William Mcpherson Cr Seabrook	3	House	\$685,000	01 Jul 2024
 8 Mintaro Way Seabrook	4	House	\$743,000	27 Jun 2024
 1/1 Chelmsford Pl Seabrook	3	Unit	\$519,000	26 Jun 2024
 3 Kiata Ct Seabrook	4	House	\$1,300,000	17 Jun 2024
 4 Cintra Ct Seabrook	3	House	\$623,000	14 Jun 2024
 1 Anchor Ct SEABROOK	3	House	\$798,000	12 Jun 2024
 15/23-29 Catherine Rd Seabrook	3	House	\$510,000	05 Jun 2024
 15/23 Catherine Rd Seabrook	3	Flat/Unit/Apartment	\$510,000	05 Jun 2024
 15 Cropley Ct Seabrook	4	House	\$930,000	13 May 2024
 5 Royal Ct Seabrook	3	House	\$770,000	23 Apr 2024



Williamstown Office
84 Ferguson Street, Williamstown
03 8387 0000

jelliscraig.com.au

Data is current as of PDF generation date 01/12/2024

* Updated Quarterly for the past 12 months

^ Updated daily for the past quarter

~ Updated daily: 33 recent results.

This publication contains data, analytics, statistics and other information supplied by PROPERTYDATAONLINE PTY LTD (PropertyData). The data provided in this publication is of a general nature and should not be construed as specific advice or relied upon in lieu of appropriate professional advice.

PropertyData relies upon data supplied by third parties and while the data is checked and reviewed, PropertyData does not warrant the accuracy or completeness of the information to the full extent permitted by the law and excludes all loss or damage howsoever arising (including through negligence) in connection with the data supplied by PropertyData. The State of Victoria owns the copyright in the Property Sales Data and reproduction of that data in any way without the consent of the State of Victoria will constitute a breach of the Copyright Act 1968 (cth). The State of Victoria does not warrant the accuracy or completeness of the Property Sales Data and any person using or relying upon such information does so on the basis that the State of Victoria accepts no responsibility or liability whatsoever for any errors, faults, defects or omissions in the information supplied.