

## *Suburb Report*

Know your neighbourhood.



# Property Prices

## Median House Price\*

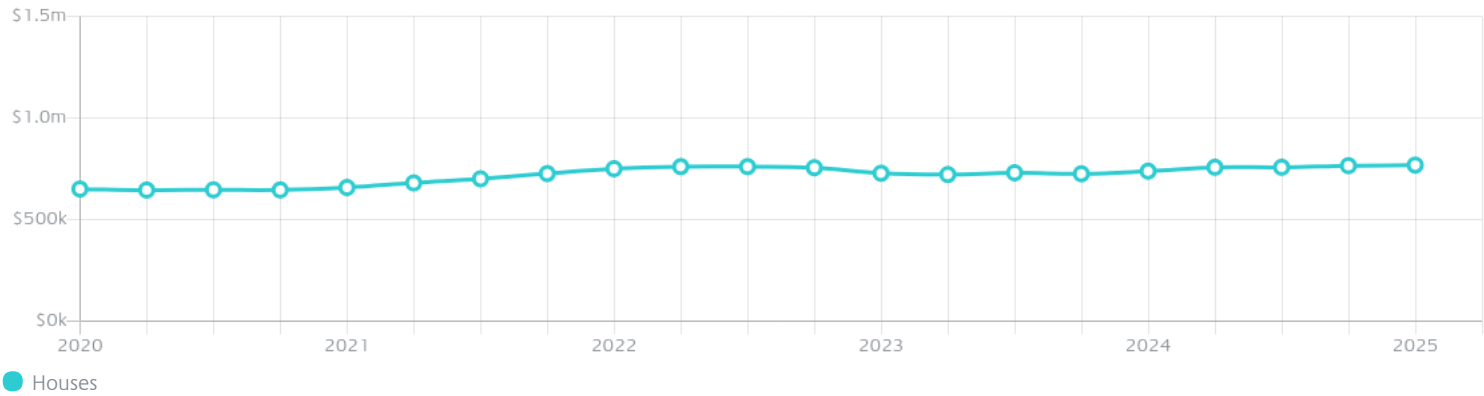
Median

\$768k

Quarterly Price Change

0.34% ↑

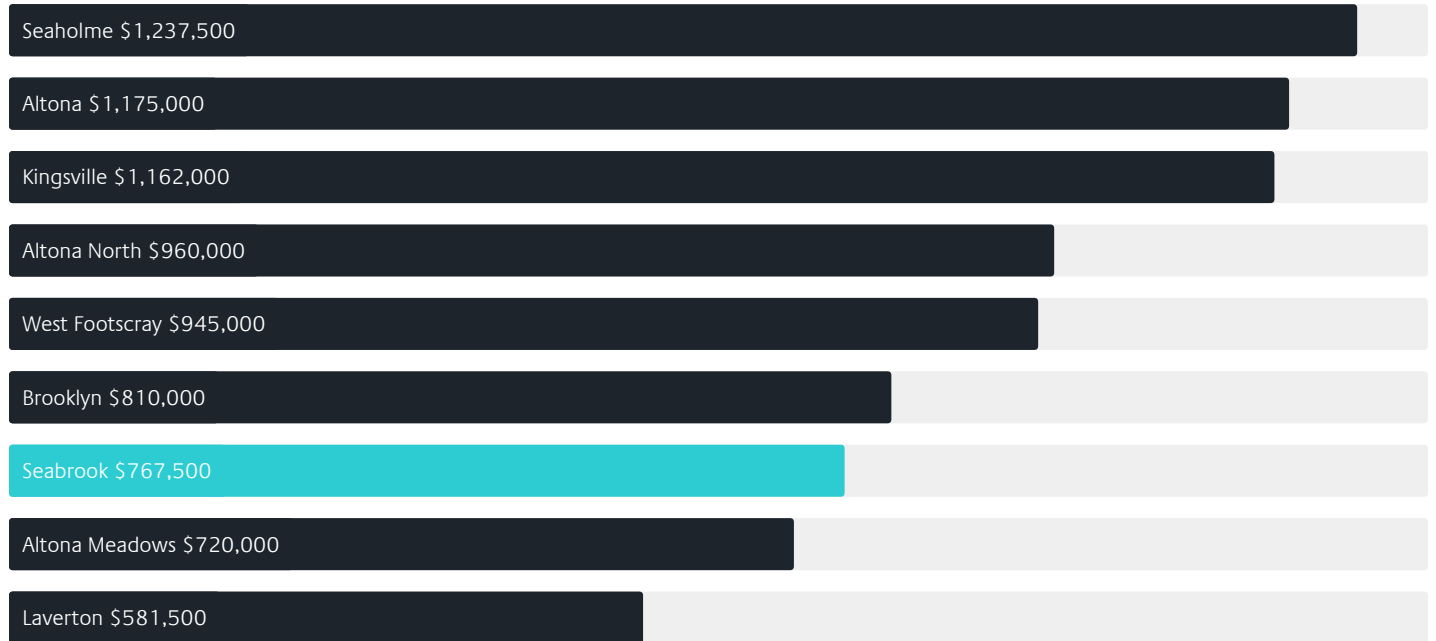
## Quarterly Price Change\*



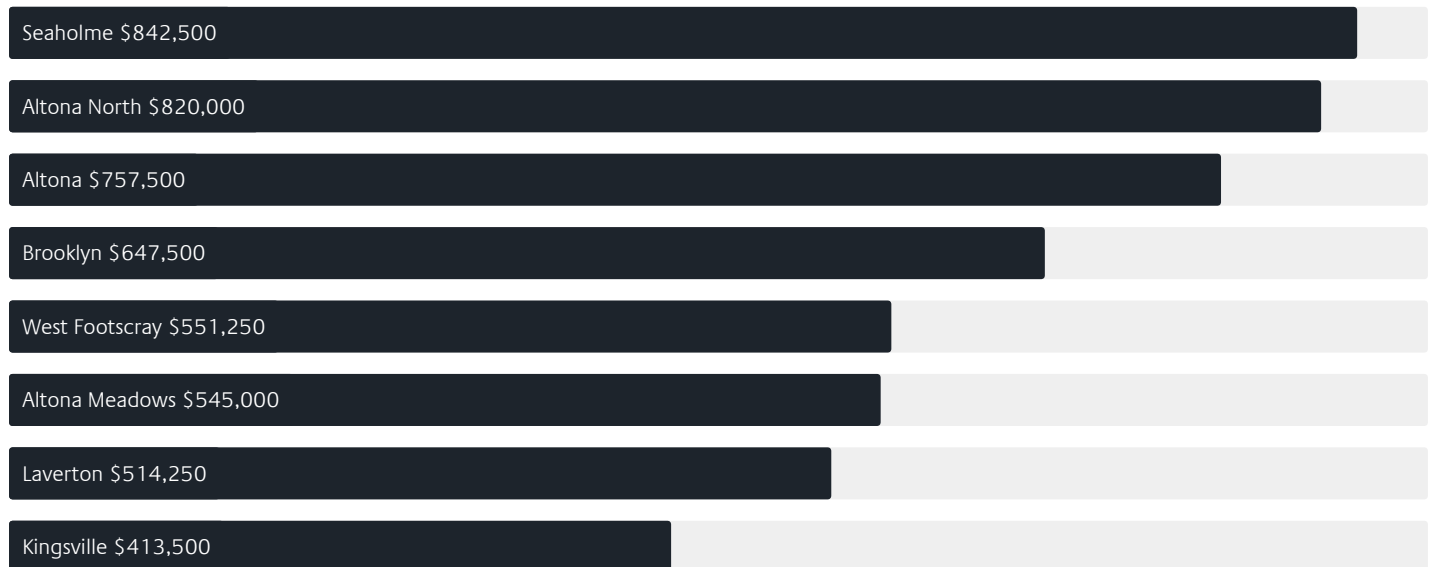
# Surrounding Suburbs

---

## Median House Sale Price\*



## Median Unit Sale Price\*



# Sales Snapshot

## Sale Method<sup>\*</sup>



● Private 100%

## Median Days on Market<sup>^</sup>

84 days

## Average Hold Period<sup>\*</sup>

8.5 years

# Insights

## Dwelling Type<sup>^</sup>



● Houses 97% ● Units 3%

## Ownership<sup>^</sup>



● Owned Outright 37% ● Mortgaged 46% ● Rented 17%

## Population<sup>^</sup>

4,952

## Median Asking Rent per week<sup>\*</sup>

\$510

## Median Age<sup>^</sup>

37 years

## Rental Yield<sup>\*</sup>













3.46%

## Median Household Size<sup>^</sup>













2.9 people

# Sold Properties~













Discover a snapshot of the most recent results for this suburb, to view the full 12 months of sales history, please go to [jellisicraig.com.au/suburbinsights](https://jellisicraig.com.au/suburbinsights)

Address	Bedrooms	Type	Price	Sold
 17a Shane Av SEABROOK	3	Townhouse	\$590,000	02 Apr 2025
 1a Tintern Ct Seabrook	3	House	\$700,000	01 Apr 2025
 25 Mintaro Way Seabrook	3	House	\$720,000	01 Apr 2025
 9 Samuel Evans Ct Seabrook	3	House	\$820,000	20 Feb 2025
 4 Labassa Way Seabrook	4	House	\$754,000	13 Feb 2025
 14 Carole Ct SEABROOK	4	House	\$930,000	07 Feb 2025
 44 Shane Av Seabrook	3	House	\$616,650	06 Feb 2025
 2 George Benjamin Ct Seabrook	3	House	\$680,000	04 Feb 2025
 7 Anchor Ct Seabrook	4	House	\$945,000	03 Feb 2025
 10 Shane Av Seabrook	4	House	\$855,000	28 Jan 2025
 49 Mintaro Way Seabrook	3	House	\$800,000	27 Jan 2025
 65 St Anthony Ct Seabrook	3	House	\$765,000	21 Jan 2025

# Sold Properties~

Address	Bedrooms	Type	Price	Sold
 5 Cotterell Way Seabrook	4	House	\$830,000	21 Jan 2025
 2/21 Esther Ct Seabrook	2	Flat/Unit/Apartment	\$500,000	21 Jan 2025
 122 Shane Av Seabrook	3	House	\$701,500	20 Jan 2025
 74 Canonbury Ccl Seabrook	3	House	\$685,000	24 Dec 2024
 19 Gundowring Dr Seabrook	4	House	\$1,100,000	17 Dec 2024
 31 Shane Av Seabrook	3	House	\$675,000	16 Dec 2024
 13 John Lecky Rd Seabrook	3	House	\$770,000	10 Dec 2024
 15 St Anthony Ct Seabrook	4	House	\$840,000	07 Dec 2024
 9 Marlin Tce Seabrook	4	House	\$820,000	02 Dec 2024
 10 Anchor Ct Seabrook	4	House	\$910,000	25 Nov 2024
 5 Ocean Gr Seabrook	3	House	\$675,000	25 Nov 2024
 130 Seabrook Blvd Seabrook	3	House	\$778,000	22 Nov 2024

# Sold Properties~

Address	Bedrooms	Type	Price	Sold
 15 Samuel Evans Ct Seabrook	5	House	\$860,000	11 Nov 2024
 7 Staples Way Seabrook	4	House	\$800,000	11 Nov 2024
 22 Seabrook Blvd Seabrook	3	House	\$660,000	30 Oct 2024
 8 Burswood Ct Seabrook	3	House	\$700,000	25 Oct 2024
 9 Teatree Pl Seabrook	4	House	\$805,000	22 Oct 2024
 67 Canonbury Ccl SEABROOK	3	House	\$720,000	20 Oct 2024
 18 Ann Pl Seabrook	3	House	\$610,000	03 Oct 2024
 4 Monivae Ct Seabrook	4	House	\$735,000	16 Sep 2024
 24 Gundowring Dr SEABROOK	3	House	\$800,000	12 Sep 2024
 3 Allington Pl Seabrook	4	House	\$825,000	12 Sep 2024
 132 Seabrook Blvd Seabrook	3	House	\$700,000	11 Sep 2024
 43 Mintaro Way Seabrook	4	House	\$749,500	07 Sep 2024



Williamstown Office  
84 Ferguson Street, Williamstown  
03 8387 0000

[jelliscraig.com.au](http://jelliscraig.com.au)

Data is current as of PDF generation date 01/05/2025

\* Updated Quarterly for the past 12 months

^ Updated daily for the past quarter

~ Updated daily: 33 recent results.

This publication contains data, analytics, statistics and other information supplied by PROPERTYDATAONLINE PTY LTD (PropertyData). The data provided in this publication is of a general nature and should not be construed as specific advice or relied upon in lieu of appropriate professional advice.

PropertyData relies upon data supplied by third parties and while the data is checked and reviewed, PropertyData does not warrant the accuracy or completeness of the information to the full extent permitted by the law and excludes all loss or damage howsoever arising (including through negligence) in connection with the data supplied by PropertyData. The State of Victoria owns the copyright in the Property Sales Data and reproduction of that data in any way without the consent of the State of Victoria will constitute a breach of the Copyright Act 1968 (cth). The State of Victoria does not warrant the accuracy or completeness of the Property Sales Data and any person using or relying upon such information does so on the basis that the State of Victoria accepts no responsibility or liability whatsoever for any errors, faults, defects or omissions in the information supplied.