

Suburb **INSIGHTS**

3018
SEAHOLME



Data that shapes your suburb.

**Jellis
Craig**

Property Prices

Median House Price*

Median

\$1.34m

Quarterly Price Change

1.13% ↑

Median Unit Price*

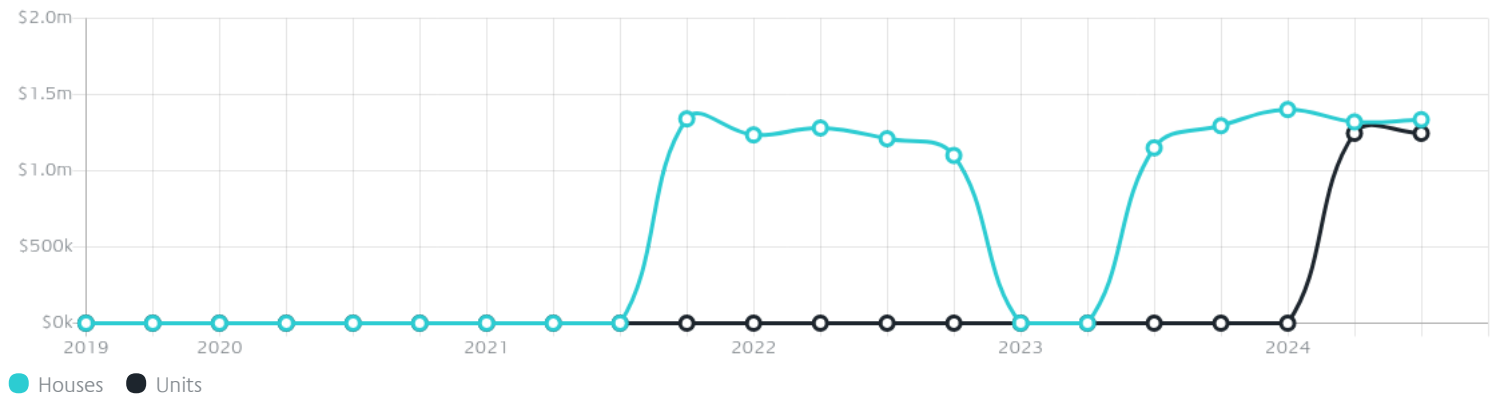
Median

\$1.25m

Quarterly Price Change

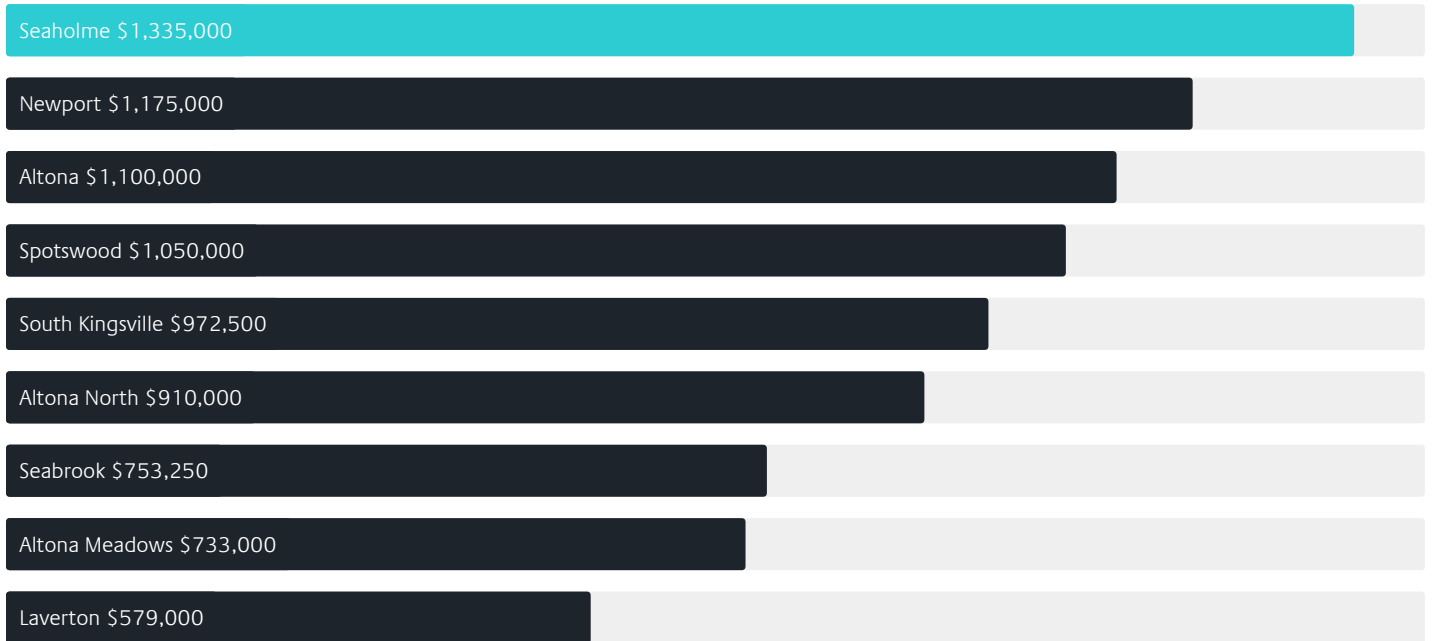
0.00% ↓

Quarterly Price Change*

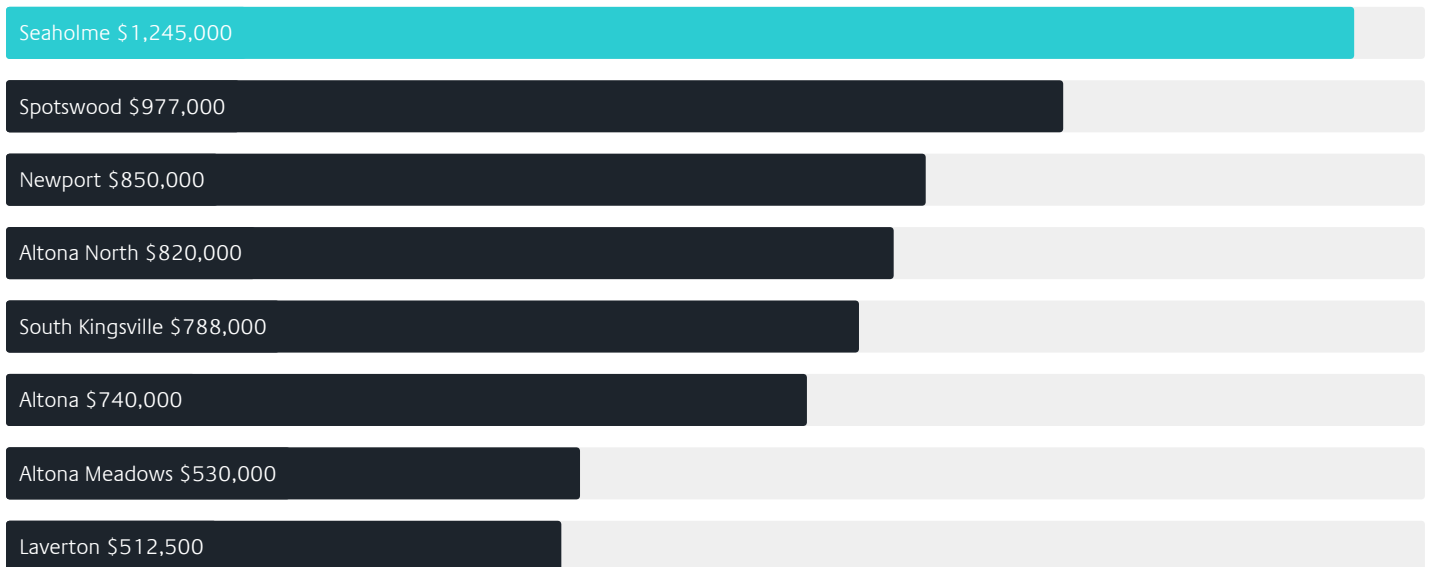


Surrounding Suburbs

Median House Sale Price*



Median Unit Sale Price*



Sales Snapshot

Sale Method^{*}



● Auction 40%
● Private 60%

Auction Clearance Rate^{*}

100%

Median Days on Market[^]

31 days

Average Hold Period^{*}

6.2 years

Insights

Dwelling Type[^]



● Houses 81% ● Units 19%

Ownership[^]



● Owned Outright 47% ● Mortgaged 34% ● Rented 18%

Population[^]

2,067

Median Asking Rent per week^{*}

\$740

Median Age[^]

43 years

Rental Yield^{*}













2.89%

Median Household Size[^]













2.5 people

Sold Properties~











Discover a snapshot of the most recent results for this suburb, to view the full 12 months of sales history, please go to jellisicraig.com.au/suburbinsights

Address	Bedrooms	Type	Price	Sold
 21 James Av Seaholme	4	House	\$950,000	27 Nov 2024
 10 Joiner La Seaholme	2	Townhouse	\$765,000	22 Nov 2024
 11 Stirling Av Seaholme	4	House	\$1,300,000	19 Nov 2024
 16 Civic Pde Seaholme	3	House	\$1,440,000	09 Nov 2024
 18 Station St Seaholme	3	House	\$1,320,000	02 Oct 2024
 46 Station St Seaholme	3	House	\$1,245,000	18 Sep 2024
 30 Simmons Dr Seaholme	4	House	\$1,160,000	11 Sep 2024
 9 Seaview Cr Seaholme	5	House	\$1,350,000	29 Aug 2024
 21 Beach St Seaholme	3	House	\$2,500,000	15 Aug 2024
 22 Civic Pde Seaholme	4	House	\$1,420,000	27 Jul 2024
 74 Simmons Dr Seaholme	3	House	\$1,200,000	26 Jul 2024
 17 Stirling Av Seaholme	3	House	\$1,210,000	05 Jul 2024

Sold Properties~

Address	Bedrooms	Type	Price	Sold
 16 High St Seaholme	3	House	\$1,260,000	29 Jun 2024
 2 Nissen Ct Seaholme	3	House	\$1,040,000	27 Jun 2024
 2/77 waters Dr Seaholme	3	Townhouse	\$855,000	14 Jun 2024
 37 Noordenne Av Seaholme	3	House	\$1,230,000	01 Jun 2024
 19 James Av Seaholme	3	House	\$1,105,000	31 May 2024
 3 Parkside Cr Seaholme	4	House	\$1,420,000	16 May 2024
 35b Waters Dr Seaholme	4	Townhouse	\$1,245,000	11 May 2024
 3/15 Jurga Ct Seaholme	1	Unit	\$335,000	08 May 2024
 22 Seaview Cr Seaholme	3	House	\$1,495,000	04 May 2024
 42 Sussex St Seaholme	4	Townhouse	\$1,420,000	03 May 2024
 42a Sussex St Seaholme	4	Townhouse	\$1,376,000	20 Apr 2024
 2/27 Noordenne Av Seaholme	1	Unit	\$362,000	19 Apr 2024

Sold Properties~

Address	Bedrooms	Type	Price	Sold
 21 Civic Pde Seaholme	3	House	\$1,190,000	11 Apr 2024
 7 Sussex St Seaholme	3	House	\$1,401,000	23 Mar 2024
 8a Sussex St Seaholme	5	Townhouse	\$1,300,000	16 Mar 2024
 21 Queen St Seaholme	4	Townhouse	\$1,720,000	15 Mar 2024
 13 Esplanade Seaholme	4	House	\$3,625,000	24 Feb 2024
 4/27 Noordenne Av Seaholme	1	Unit	\$348,000	13 Feb 2024
 17 Sussex St Seaholme	4	House	\$1,570,000	09 Feb 2024
 32a Millers Rd Seaholme	3	House	\$960,000	08 Dec 2023
 3/42 Civic Pde Seaholme	3	Flat/Unit/Apartment	\$775,000	08 Dec 2023
 3/14 Millers Rd Seaholme	3	Townhouse	\$838,000	07 Dec 2023



Williamstown Office
84 Ferguson Street, Williamstown
03 8387 0000

jelliscraig.com.au

Data is current as of PDF generation date 01/12/2024

* Updated Quarterly for the past 12 months

^ Updated daily for the past quarter

~ Updated daily: 33 recent results.

This publication contains data, analytics, statistics and other information supplied by PROPERTYDATAONLINE PTY LTD (PropertyData). The data provided in this publication is of a general nature and should not be construed as specific advice or relied upon in lieu of appropriate professional advice.

PropertyData relies upon data supplied by third parties and while the data is checked and reviewed, PropertyData does not warrant the accuracy or completeness of the information to the full extent permitted by the law and excludes all loss or damage howsoever arising (including through negligence) in connection with the data supplied by PropertyData. The State of Victoria owns the copyright in the Property Sales Data and reproduction of that data in any way without the consent of the State of Victoria will constitute a breach of the Copyright Act 1968 (cth). The State of Victoria does not warrant the accuracy or completeness of the Property Sales Data and any person using or relying upon such information does so on the basis that the State of Victoria accepts no responsibility or liability whatsoever for any errors, faults, defects or omissions in the information supplied.