

Suburb Report

Know your neighbourhood.



Property Prices

Median House Price*

Median

\$410k

Quarterly Price Change

0.00% ↓

Median Unit Price*

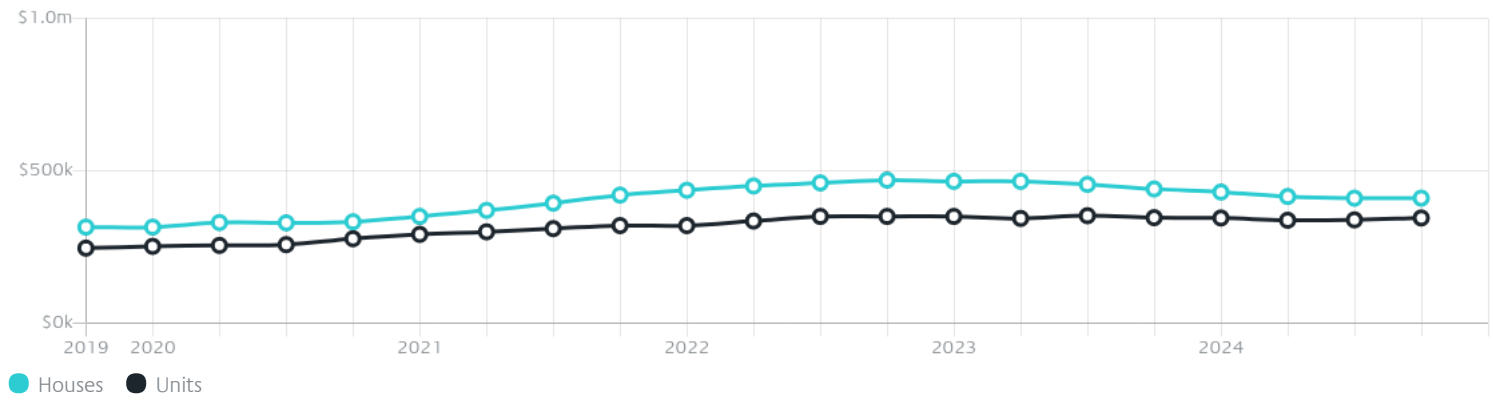
Median

\$345k

Quarterly Price Change

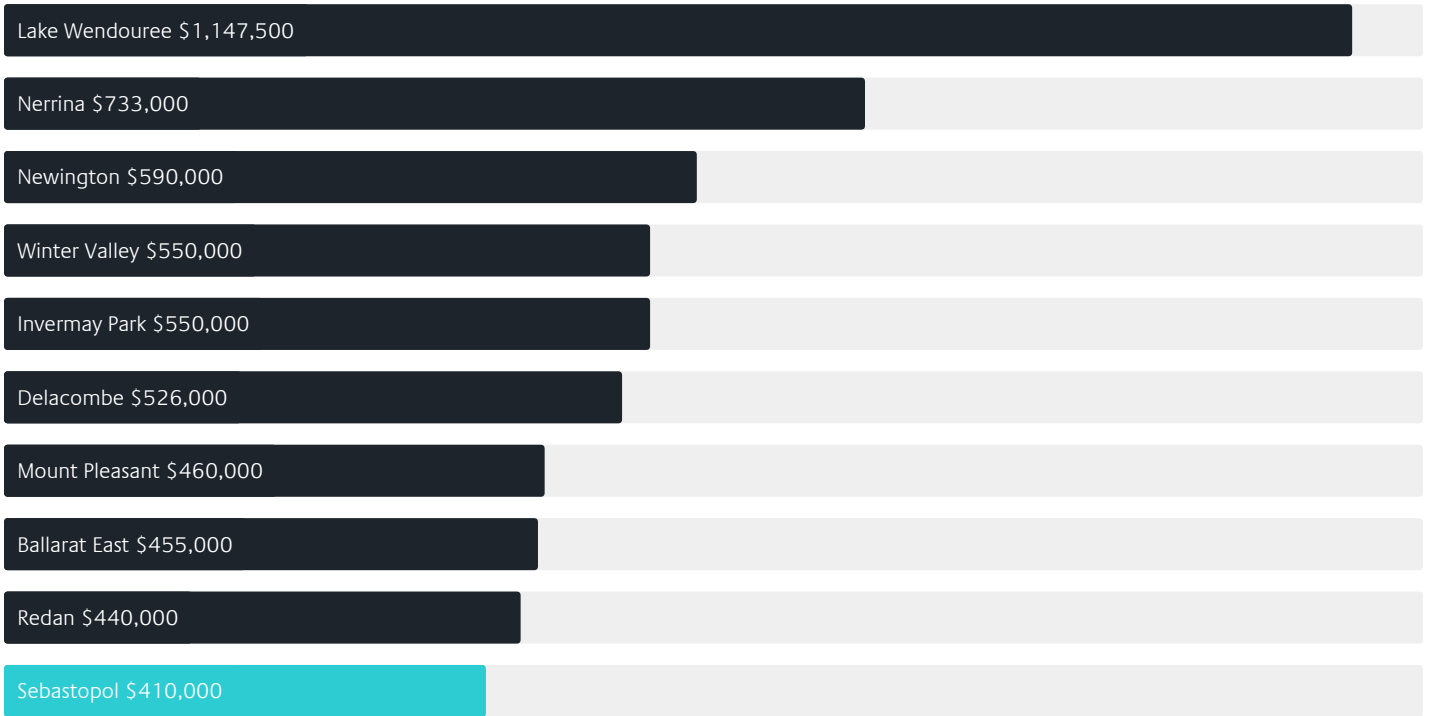
1.84% ↑

Quarterly Price Change*



Surrounding Suburbs

Median House Sale Price*



Median Unit Sale Price*



Sales Snapshot

Sale Method^{*}



● Auction 3%
● Private 97%

Auction Clearance Rate^{*}

100%

Median Days on Market[^]

60 days

Average Hold Period^{*}

6.4 years

Insights

Dwelling Type[^]



● Houses 73% ● Units 27%

Ownership[^]



● Owned Outright 33% ● Mortgaged 31% ● Rented 36%

Population[^]

10,194

Median Asking Rent per week^{*}

\$380

Population Growth[^]

1.61%

Rental Yield^{*}

4.83%

Median Age[^]













39 years

Median Household Size[^]













2.1 people

Sold Properties~

Discover a snapshot of the most recent results for this suburb, to view the full 12 months of sales history, please go to jellisicraig.com.au/suburbinsights













Address	Bedrooms	Type	Price	Sold
 8 Rimmington Dr SEBASTOPOL	3	House	\$570,000	24 Mar 2025
 1/2A Verdon St Sebastopol	2	Unit	\$338,500	24 Mar 2025
 49 Rowlands St Sebastopol	3	House	\$460,000	20 Mar 2025
 15 Bonshaw Dr Sebastopol	4	House	\$525,000	18 Mar 2025
 2/94 Beverin St SEBASTOPOL	2	Townhouse	\$355,000	17 Mar 2025
 10/108 Morgan St Sebastopol	2	House	\$327,000	17 Mar 2025
 8/33 Alexandra St Sebastopol	2	Townhouse	\$302,000	17 Mar 2025
 3 Carmichael Ct Sebastopol	3	House	\$517,000	14 Mar 2025
 13/120 Morgan St Sebastopol	2	House	\$340,000	14 Mar 2025
 9 Webster Dr Sebastopol	3	House	\$549,000	13 Mar 2025
 32 Hinkler Av Sebastopol	4	House	\$513,000	13 Mar 2025
 3/6 Bala St Sebastopol	1	Unit	\$233,000	12 Mar 2025

Sold Properties~

Address	Bedrooms	Type	Price	Sold
 4/250 Albert St Sebastopol	3	Unit	\$415,000	11 Mar 2025
 5/6 Bala St Sebastopol	1	Unit	\$233,000	11 Mar 2025
 19a Verdon St Sebastopol	3	House	\$510,000	11 Mar 2025
 7/120 Morgan St Sebastopol	2	Unit	\$340,000	10 Mar 2025
 9 Sasha Ct Sebastopol	2	House	\$310,000	05 Mar 2025
 15/41 Kent St Sebastopol	2	House	\$300,000	05 Mar 2025
 137 Walker St Sebastopol	3	House	\$470,000	03 Mar 2025
 22 Hertford St Sebastopol	3	House	\$445,000	28 Feb 2025
 3/234 Albert St Sebastopol	2	Unit	\$330,000	28 Feb 2025
 13 Ranlea Pl Sebastopol	2	House	\$385,000	28 Feb 2025
 16 Webster Dr Sebastopol	3	House	\$482,000	26 Feb 2025
 13 Victoria St Sebastopol	4	House	\$395,000	26 Feb 2025

SEBASTOPOL SUBURB REPORT

Sold Properties~

Address	Bedrooms	Type	Price	Sold
 61 Rowlands St Sebastopol	3	House	\$415,000	26 Feb 2025
 228 Walker St Sebastopol	3	House	\$475,000	24 Feb 2025
 3/32 Victoria St Sebastopol	2	Unit	\$330,000	21 Feb 2025
 73 Tait St Sebastopol	2	House	\$360,000	20 Feb 2025
 140 Yarrowee St SEBASTOPOL	3	House	\$430,000	19 Feb 2025
 39 Vale St Sebastopol	3	House	\$510,000	19 Feb 2025
 7/130a Beverin St Sebastopol	2	Unit	\$342,500	18 Feb 2025
 52 Grant St Sebastopol	3	House	\$475,000	18 Feb 2025
 2/23 Beverin St Sebastopol	3	Townhouse	\$415,000	18 Feb 2025
 1/3 Ilvia Way Sebastopol	3	House	\$480,000	17 Feb 2025
 1/5 Riverview Ct Sebastopol	3	Townhouse	\$445,000	16 Feb 2025
 15 Baudinette Dr Sebastopol	4	House	\$500,000	13 Feb 2025



Ballarat Office
1211 Sturt Street, Ballarat
03 5329 2500

jelliscraig.com.au

Data is current as of PDF generation date 01/04/2025

* Updated Quarterly for the past 12 months

^ Updated daily for the past quarter

~ Updated daily: 33 recent results.

This publication contains data, analytics, statistics and other information supplied by PROPERTYDATAONLINE PTY LTD (PropertyData). The data provided in this publication is of a general nature and should not be construed as specific advice or relied upon in lieu of appropriate professional advice.

PropertyData relies upon data supplied by third parties and while the data is checked and reviewed, PropertyData does not warrant the accuracy or completeness of the information to the full extent permitted by the law and excludes all loss or damage howsoever arising (including through negligence) in connection with the data supplied by PropertyData. The State of Victoria owns the copyright in the Property Sales Data and reproduction of that data in any way without the consent of the State of Victoria will constitute a breach of the Copyright Act 1968 (cth). The State of Victoria does not warrant the accuracy or completeness of the Property Sales Data and any person using or relying upon such information does so on the basis that the State of Victoria accepts no responsibility or liability whatsoever for any errors, faults, defects or omissions in the information supplied.