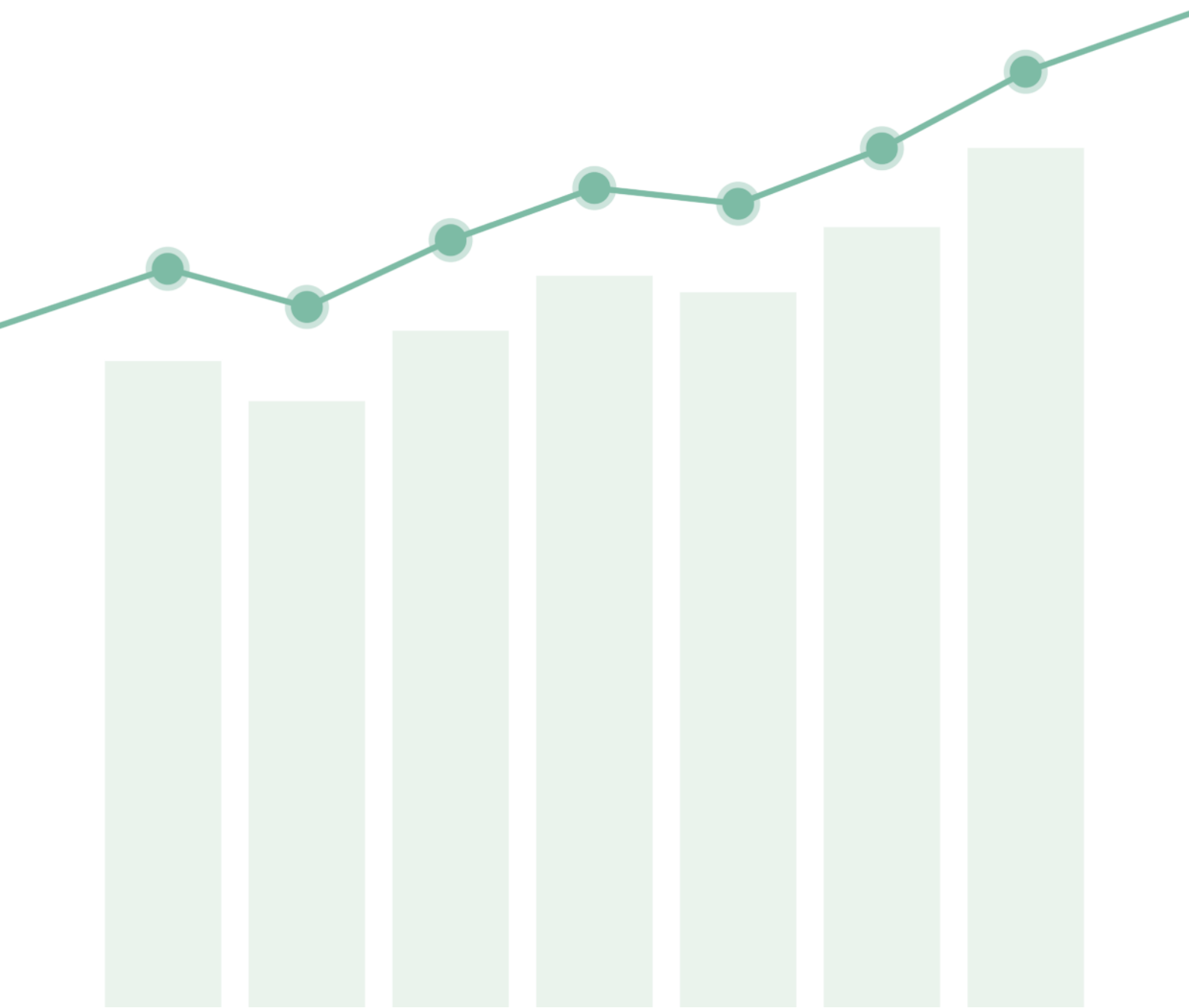


# JellisCraig

SEDDON

# Suburb Report

Know your neighbourhood.



SEDDON SUBURB REPORT

Median House Price\*

Median

\$1.13m

Quarterly Price Change

-2.58% ↓

Median Unit Price\*

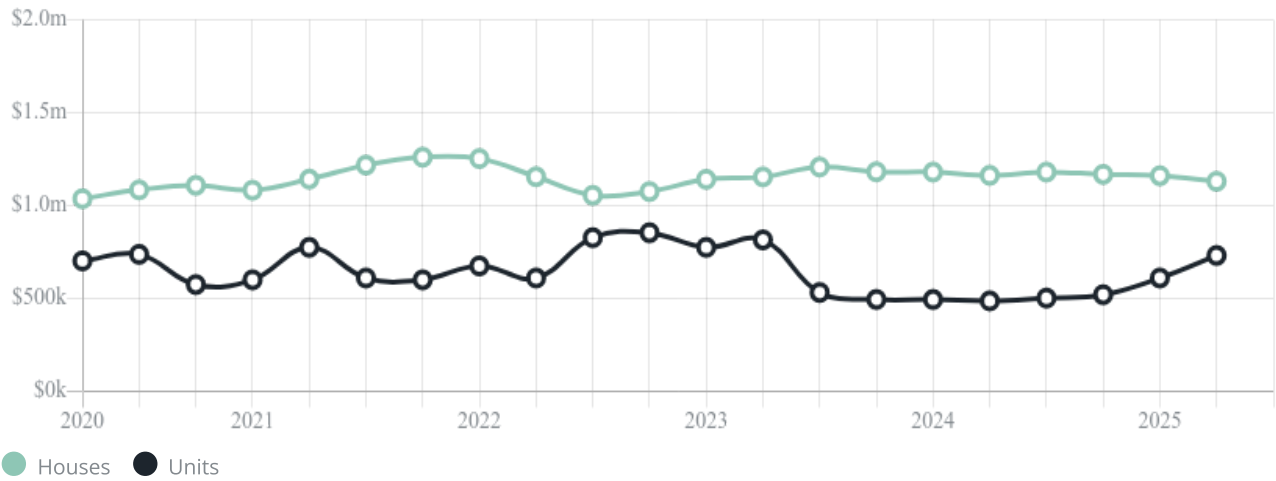
Median

\$731k

Quarterly Price Change

19.87% ↑

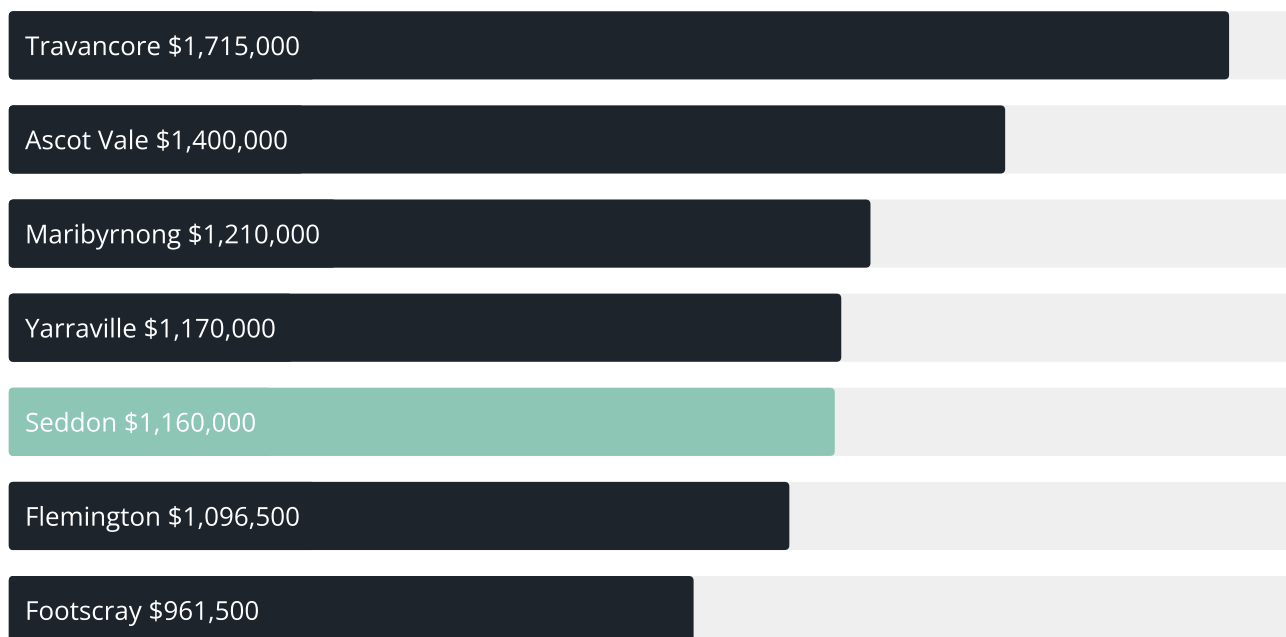
Quarterly Price Change\*



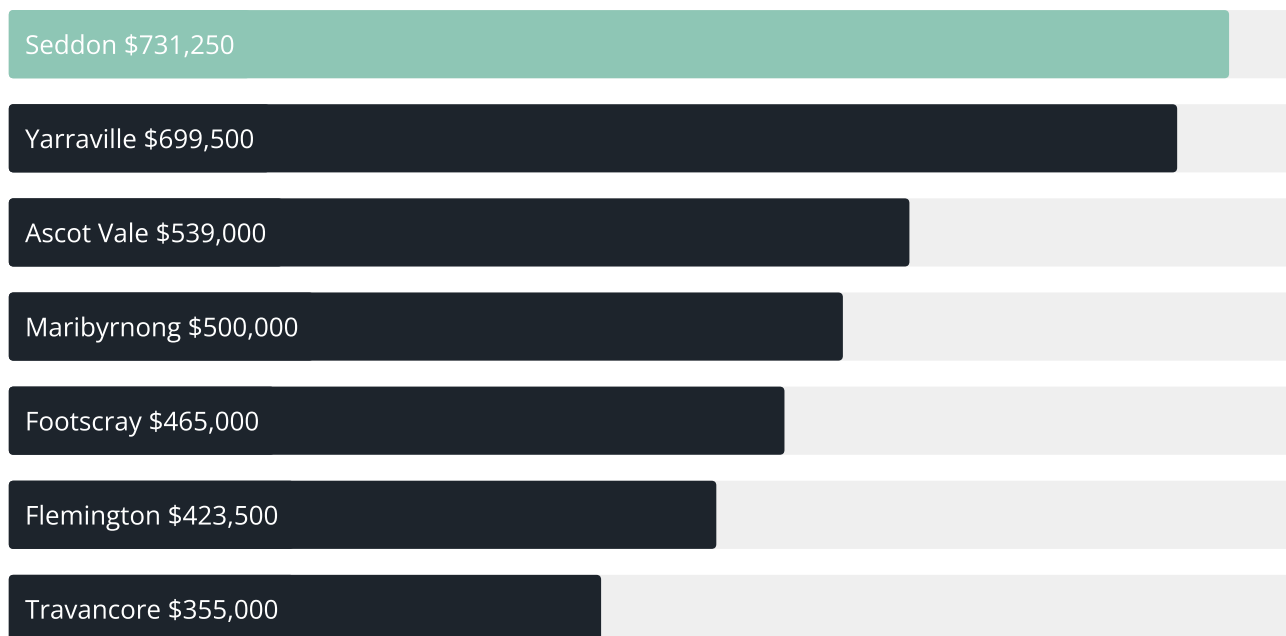


## SEDDON SUBURB REPORT

## Median House Sale Price\*



## Median Unit Sale Price\*





SEDDON SUBURB REPORT

Sale Method\*



Auction 65%  
Private 35%

Auction Clearance Rate\*

73.33%

Median Days on Market^

32 days

Average Hold Period\*

6.7 years

Dwelling Type^



Houses 67% Units 33%

Ownership^



Owned Outright 25% Mortgaged 40% Rented 35%

Population^

5,143

Median Asking Rent per week\*

\$680

Median Age^

36 years

Rental Yield\*

2.87%











Median Household Size^

2.4 people













## SEDDON SUBURB REPORT











Discover a snapshot of the most recent results for this suburb, to view the full 12 months of sales history, please go to [jellisraig.com.au/suburbinsights](https://jellisraig.com.au/suburbinsights)

Address	Bedrooms	Type	Price	Sold
 57 Walter St Seddon	3	House	\$1,325,000	24 Jul 2025
 1/294 Nicholson St Seddon	1	Apartment	\$337,000	18 Jul 2025
 95 Victoria St Seddon	4	House	\$1,550,000	16 Jul 2025
 13 Bayview Rd Seddon	4	House	\$1,650,000	05 Jul 2025
 102a Pilgrim St Seddon	2	House	\$950,000	01 Jul 2025
 116 Charles St Seddon	2	House	\$1,130,000	21 Jun 2025
 3 Thomson St Seddon	4	House	\$1,750,000	11 Jun 2025
 155 Charles St Seddon	2	House	\$1,125,000	05 Jun 2025
 41 Hamilton St Seddon	3	House	\$1,100,000	03 Jun 2025
 77 Walter St Seddon	3	House	\$1,050,000	03 Jun 2025

## SEDDON SUBURB REPORT

Address	Bedrooms	Type	Price	Sold
 78 Windsor St SEDDON	2	House	\$1,100,000	28 May 2025
 3 Hotham St Seddon	2	House	\$1,017,000	26 May 2025
 22 Pilgrim St Seddon	3	House	\$1,221,000	24 May 2025
 43 Hobbs St Seddon	3	House	\$800,000	22 May 2025
 38 Walter St Seddon	3	House	\$1,251,000	16 May 2025
 102 Albert St Seddon	2	House	\$1,020,000	15 May 2025
 158 Pilgrim St SEDDON	3	House	\$967,000	08 May 2025
 36a Lily St Seddon	2	Townhouse	\$869,500	03 May 2025
 84 Alexander St Seddon	3	House	\$960,000	03 May 2025
 3 Alexander St Seddon	3	House	\$1,052,000	01 May 2025

## SEDDON SUBURB REPORT

Address	Bedrooms	Type	Price	Sold
 17/294 Nicholson St Seddon	2	Apartment	\$402,000	27 Apr 2025
 5 Hobbs St Seddon	3	House	\$1,440,000	24 Apr 2025
 82 Pilgrim St Seddon	3	House	\$1,320,000	17 Apr 2025
 90 Pilgrim St Seddon	3	House	\$1,100,000	14 Apr 2025
 12 Bayview Rd Seddon	4	House	\$1,900,000	12 Apr 2025
 3 Bell St Seddon	3	Land	\$915,000	07 Apr 2025
 40 Seddon St Seddon	2	House	\$1,135,000	05 Apr 2025
 101 Williamstown Rd Seddon	2	House	\$910,000	02 Apr 2025
 10 Emma St Seddon	2	Townhouse	\$1,076,000	29 Mar 2025
 48 Windsor St Seddon	2	House	\$1,050,000	29 Mar 2025



Williamstown Office  
84 Ferguson Street, Williamstown  
03 8387 0000

[jelliscraig.com.au](http://jelliscraig.com.au)

Data is current as of PDF generation date 01/08/2025

\* Updated Quarterly for the past 12 months

^ Updated daily for the past quarter

~ Updated daily: 33 recent results.

This publication contains data, analytics, statistics and other information supplied by PROPERTYDATAONLINE PTY LTD (PropertyData). The data provided in this publication is of a general nature and should not be construed as specific advice or relied upon in lieu of appropriate professional advice.

PropertyData relies upon data supplied by third parties and while the data is checked and reviewed, PropertyData does not warrant the accuracy or completeness of the information to the full extent permitted by the law and excludes all loss or damage howsoever arising (including through negligence) in connection with the data supplied by PropertyData. The State of Victoria owns the copyright in the Property Sales Data and reproduction of that data in any way without the consent of the State of Victoria will constitute a breach of the Copyright Act 1968 (cth). The State of Victoria does not warrant the accuracy or completeness of the Property Sales Data and any person using or relying upon such information does so on the basis that the State of Victoria accepts no responsibility or liability whatsoever for any errors, faults, defects or omissions in the information supplied.