

Suburb **INSIGHTS**

3011
SEDDON



Data that shapes your suburb.

**Jellis
Craig**

Property Prices

Median House Price*

Median

\$1.18m

Quarterly Price Change

1.50% ↑

Median Unit Price*

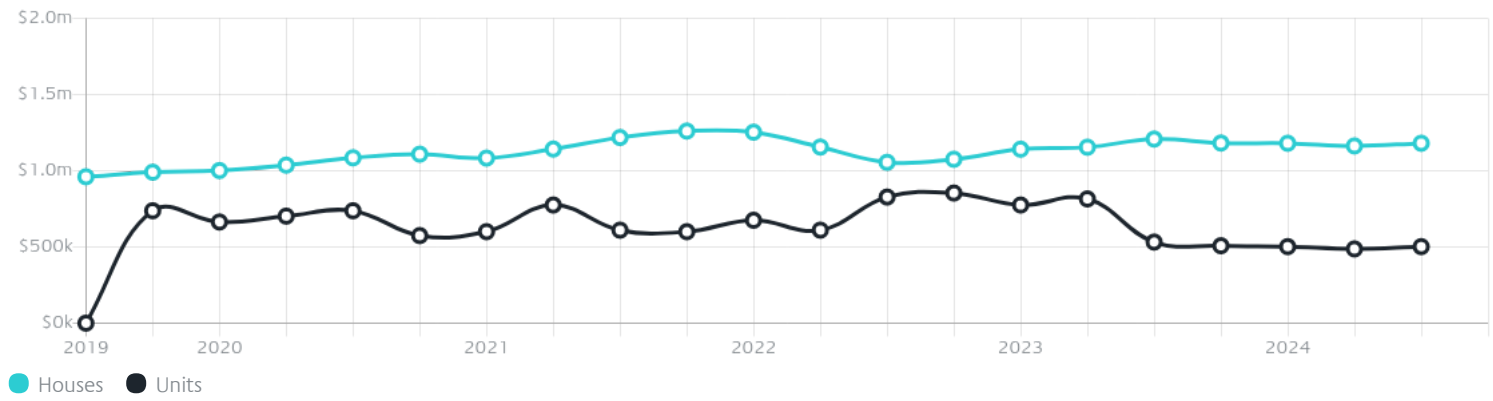
Median

\$502k

Quarterly Price Change

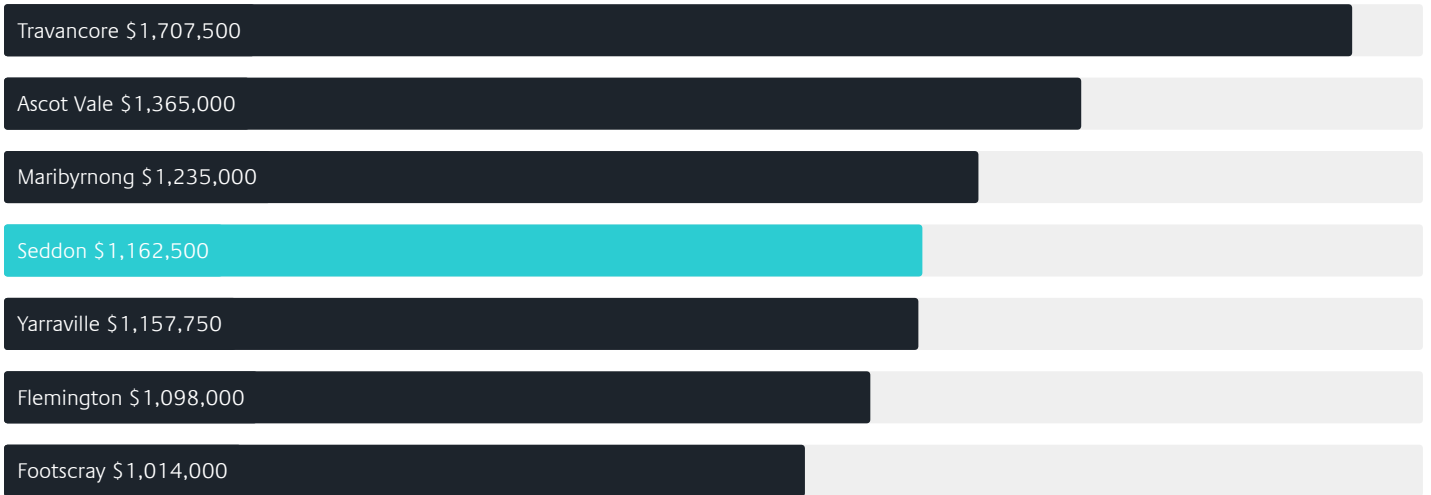
3.08% ↑

Quarterly Price Change*

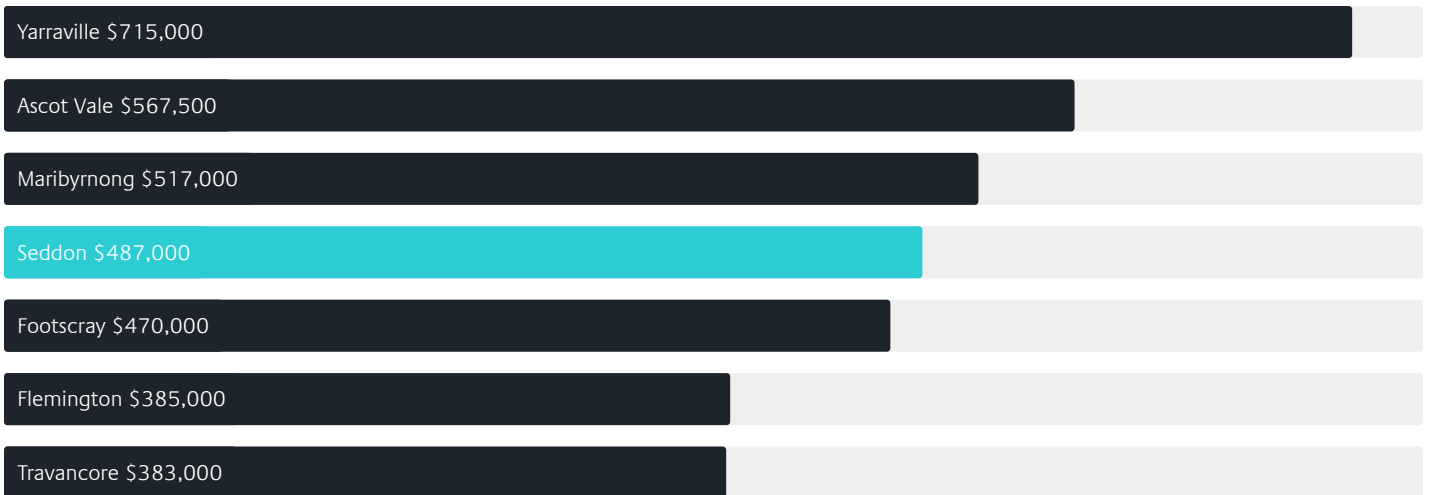


Surrounding Suburbs

Median House Sale Price*



Median Unit Sale Price*



Sales Snapshot

Sale Method*



● Auction 84%
● Private 16%

Auction Clearance Rate*

76.19%

Median Days on Market^

24 days

Average Hold Period*

6.7 years

Insights

Dwelling Type^



● Houses 67% ● Units 33%

Ownership^



● Owned Outright 25% ● Mortgaged 40% ● Rented 35%

Population^

5,143

Median Asking Rent per week*

\$650

Median Age^

36 years

Rental Yield*













2.87%

Median Household Size^













2.4 people

Sold Properties~













Discover a snapshot of the most recent results for this suburb, to view the full 12 months of sales history, please go to jellisraig.com.au/suburbinsights

Address	Bedrooms	Type	Price	Sold
 6 Browning St Seddon	2	House	\$1,195,000	27 Nov 2024
 1 Kent St Seddon	2	House	\$1,011,000	22 Nov 2024
 109/2 Alexander St Seddon	1	Apartment	\$415,000	14 Nov 2024
 7 Austin St Seddon	3	House	\$1,270,000	09 Nov 2024
 179 Pilgrim St Seddon	4	House	\$1,103,018	08 Nov 2024
 4/2a Florence St Seddon	2	Townhouse	\$790,000	06 Nov 2024
 3/2 Bellairs Av Seddon	2	House	\$928,000	26 Oct 2024
 113 Williamstown Rd Seddon	3	House	\$1,030,000	22 Oct 2024
 59 Pilgrim St Seddon	3	House	\$880,000	19 Oct 2024
 61 Alexander St Seddon	2	House	\$1,020,000	17 Oct 2024
 201 Buckley St Seddon	2	House	\$430,000	06 Oct 2024
 8 Kent St Seddon	2	House	\$1,350,000	24 Sep 2024

Sold Properties~

Address	Bedrooms	Type	Price	Sold
 4/20 Bayview Rd Seddon	2	Unit	\$490,000	23 Sep 2024
 4/136-138 Charles St Seddon	2	Townhouse	\$900,000	21 Sep 2024
 47 Pilgrim St Seddon	3	House	\$1,560,000	20 Sep 2024
 37 Williamstown Rd Seddon	3	House	\$1,222,000	19 Sep 2024
 85 Buckley St Seddon	3	House	\$1,025,000	12 Sep 2024
 19 Margaret St Seddon	2	Townhouse	\$872,000	10 Sep 2024
 60 Windsor St Seddon	3	House	\$927,000	07 Sep 2024
 60 Walter St Seddon	4	House	\$1,490,000	07 Sep 2024
 25 Thomson St Seddon	3	House	\$1,345,000	24 Aug 2024
 32 Alfred St Seddon	3	House	\$1,385,000	23 Aug 2024
 67 Pilgrim St Seddon	3	House	\$800,000	22 Aug 2024
 269 Nicholson St Seddon	3	House	\$1,125,000	17 Aug 2024

Sold Properties~

Address	Bedrooms	Type	Price	Sold
 5 Hotham St Seddon	3	House	\$910,000	09 Aug 2024
 3/90 Charles St Seddon	1	Unit	\$507,000	06 Aug 2024
 49 Windsor St Seddon	2	House	\$750,000	01 Aug 2024
 18 Alexander St Seddon	3	House	\$1,395,750	01 Aug 2024
 21 Alexander St Seddon	3	House	\$1,190,000	27 Jul 2024
 49 Station Rd Seddon	3	House	\$1,000,000	27 Jul 2024
 30 Hotham St Seddon	3	House	\$1,195,000	27 Jul 2024
 13 Pentland Pde Seddon	3	House	\$1,277,000	26 Jul 2024
 4 Austin St Seddon	0	House	\$1,165,000	25 Jul 2024
 169 Charles St Seddon	3	House	\$1,355,000	16 Jul 2024
 1/54 Hobbs St Seddon	2	Strata Unit/Flat	\$540,000	15 Jul 2024
 16 Edward St Seddon	3	House	\$1,730,000	13 Jul 2024



Williamstown Office
84 Ferguson Street, Williamstown
03 8387 0000

jelliscraig.com.au

Data is current as of PDF generation date 01/12/2024

* Updated Quarterly for the past 12 months

^ Updated daily for the past quarter

~ Updated daily: 33 recent results.

This publication contains data, analytics, statistics and other information supplied by PROPERTYDATAONLINE PTY LTD (PropertyData). The data provided in this publication is of a general nature and should not be construed as specific advice or relied upon in lieu of appropriate professional advice.

PropertyData relies upon data supplied by third parties and while the data is checked and reviewed, PropertyData does not warrant the accuracy or completeness of the information to the full extent permitted by the law and excludes all loss or damage howsoever arising (including through negligence) in connection with the data supplied by PropertyData. The State of Victoria owns the copyright in the Property Sales Data and reproduction of that data in any way without the consent of the State of Victoria will constitute a breach of the Copyright Act 1968 (cth). The State of Victoria does not warrant the accuracy or completeness of the Property Sales Data and any person using or relying upon such information does so on the basis that the State of Victoria accepts no responsibility or liability whatsoever for any errors, faults, defects or omissions in the information supplied.