

Suburb Report

Know your neighbourhood.



Property Prices

Median House Price*

Median

\$1.17m

Quarterly Price Change

-0.21% ↓

Median Unit Price*

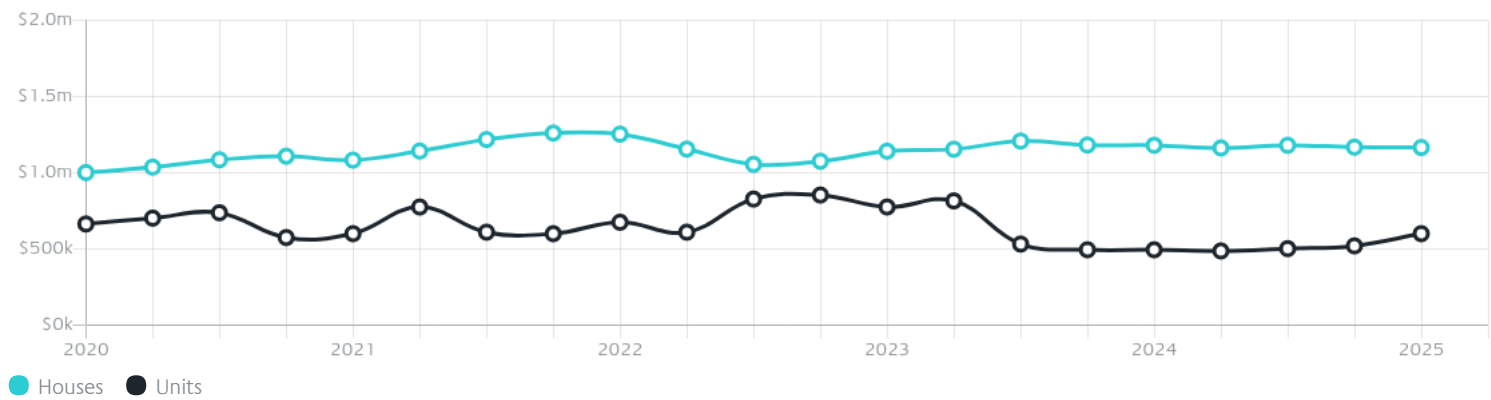
Median

\$600k

Quarterly Price Change

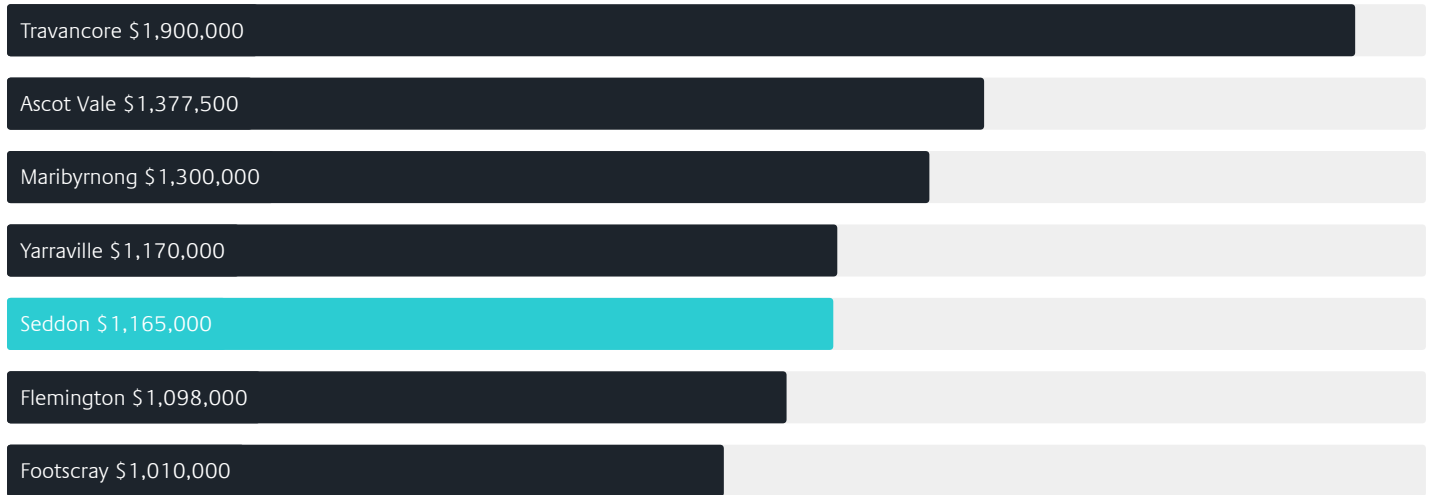
15.38% ↑

Quarterly Price Change*

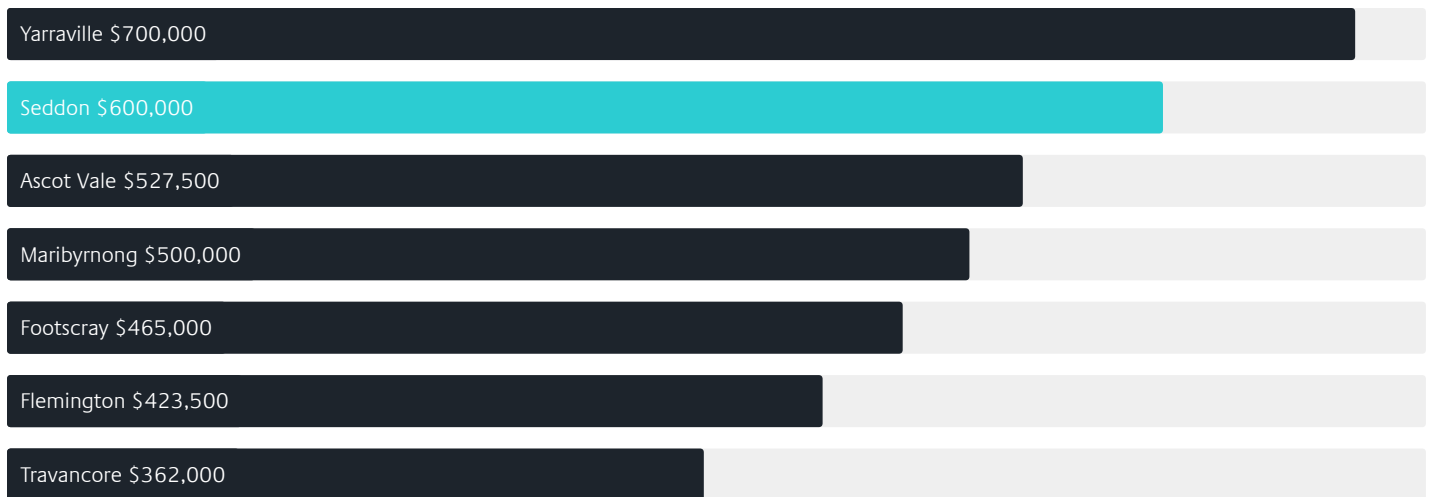


Surrounding Suburbs

Median House Sale Price*



Median Unit Sale Price*



Sales Snapshot

Sale Method*



● Auction 88%
● Private 13%

Auction Clearance Rate*

80.95%

Median Days on Market^

25 days

Average Hold Period*

6.7 years

Insights

Dwelling Type^



● Houses 67% ● Units 33%

Ownership^



● Owned Outright 25% ● Mortgaged 40% ● Rented 35%

Population^

5,143

Median Asking Rent per week*

\$680

Median Age^

36 years

Rental Yield*













2.87%

Median Household Size^










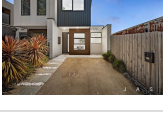


2.4 people

Sold Properties~













Discover a snapshot of the most recent results for this suburb, to view the full 12 months of sales history, please go to jellisraig.com.au/suburbinsights

Address	Bedrooms	Type	Price	Sold
 12 Bayview Rd Seddon	4	House	\$1,900,000	12 Apr 2025
 40 Seddon St Seddon	2	House	\$1,135,000	05 Apr 2025
 101 Williamstown Rd Seddon	2	House	\$910,000	02 Apr 2025
 10 Emma St Seddon	2	Townhouse	\$1,076,000	29 Mar 2025
 48 Windsor St Seddon	2	House	\$1,050,000	29 Mar 2025
 17 Gamon St SEDDON	2	House	\$941,000	24 Mar 2025
 16B Henry St Seddon	3	House	\$1,240,000	22 Mar 2025
 2 Alfred St Seddon	3	House	\$900,000	15 Mar 2025
 60 Greig St Seddon	4	House	\$1,033,000	05 Mar 2025
 2/70 Windsor St Seddon	2	House	\$875,000	04 Mar 2025
 9 Hotham St Seddon	2	House	\$1,540,000	01 Mar 2025
 1/2 Bellairs Av Seddon	3	Townhouse	\$1,040,000	01 Mar 2025

Sold Properties~

Address	Bedrooms	Type	Price	Sold
 29a Emma St Seddon	2	Townhouse	\$930,000	01 Mar 2025
 20 Lily St Seddon	2	House	\$800,000	01 Mar 2025
 6 John St Seddon	2	Townhouse	\$730,000	22 Feb 2025
 172 Pilgrim St SEDDON	3	House	\$1,330,000	21 Feb 2025
 5/2a Florence St Seddon	2	Townhouse	\$780,000	21 Feb 2025
 18 James St Seddon	2	House	\$1,225,000	11 Feb 2025
 19 Henry St SEDDON	3	House	\$1,365,000	08 Feb 2025
 5 Dane St Seddon	3	House	\$1,225,000	07 Feb 2025
 3/2 Bilston St Seddon	2	House	\$1,111,000	04 Feb 2025
 16b Lily St Seddon	2	Townhouse	\$887,500	29 Jan 2025
 6/117 Albert St Seddon	2	Unit	\$360,000	23 Jan 2025
 5/34 Hyde St Seddon	2	Apartment	\$451,000	17 Jan 2025

Sold Properties~

Address	Bedrooms	Type	Price	Sold
 127 Albert St Seddon	3	House	\$872,500	03 Jan 2025
 19 Browning St Seddon	3	House	\$1,125,000	25 Dec 2024
 20/294 Nicholson St Seddon	1	Apartment	\$320,000	21 Dec 2024
 2/90 Charles St Seddon	1	Strata Unit/Flat	\$490,000	18 Dec 2024
 201/2 Alexander St Seddon	2	Apartment	\$540,000	18 Dec 2024
 39 Austin St Seddon	1	House	\$992,000	16 Dec 2024
 2a Junction St Seddon	3	House	\$1,160,000	15 Dec 2024
 57 Gamon St Seddon	3	House	\$955,000	14 Dec 2024
 202/96 Pilgrim St Seddon	3	Subdivided Unit/Villa/Townhouse	\$960,000	13 Dec 2024
 2 Perry St Seddon	2	House	\$1,077,500	13 Dec 2024
 9/20 Bayview Rd Seddon	2	Strata Unit/Flat	\$455,000	02 Dec 2024
 6 Browning St Seddon	2	House	\$1,195,000	27 Nov 2024



Williamstown Office
84 Ferguson Street, Williamstown
03 8387 0000

jelliscraig.com.au

Data is current as of PDF generation date 01/05/2025

* Updated Quarterly for the past 12 months

^ Updated daily for the past quarter

~ Updated daily: 33 recent results.

This publication contains data, analytics, statistics and other information supplied by PROPERTYDATAONLINE PTY LTD (PropertyData). The data provided in this publication is of a general nature and should not be construed as specific advice or relied upon in lieu of appropriate professional advice.

PropertyData relies upon data supplied by third parties and while the data is checked and reviewed, PropertyData does not warrant the accuracy or completeness of the information to the full extent permitted by the law and excludes all loss or damage howsoever arising (including through negligence) in connection with the data supplied by PropertyData. The State of Victoria owns the copyright in the Property Sales Data and reproduction of that data in any way without the consent of the State of Victoria will constitute a breach of the Copyright Act 1968 (cth). The State of Victoria does not warrant the accuracy or completeness of the Property Sales Data and any person using or relying upon such information does so on the basis that the State of Victoria accepts no responsibility or liability whatsoever for any errors, faults, defects or omissions in the information supplied.