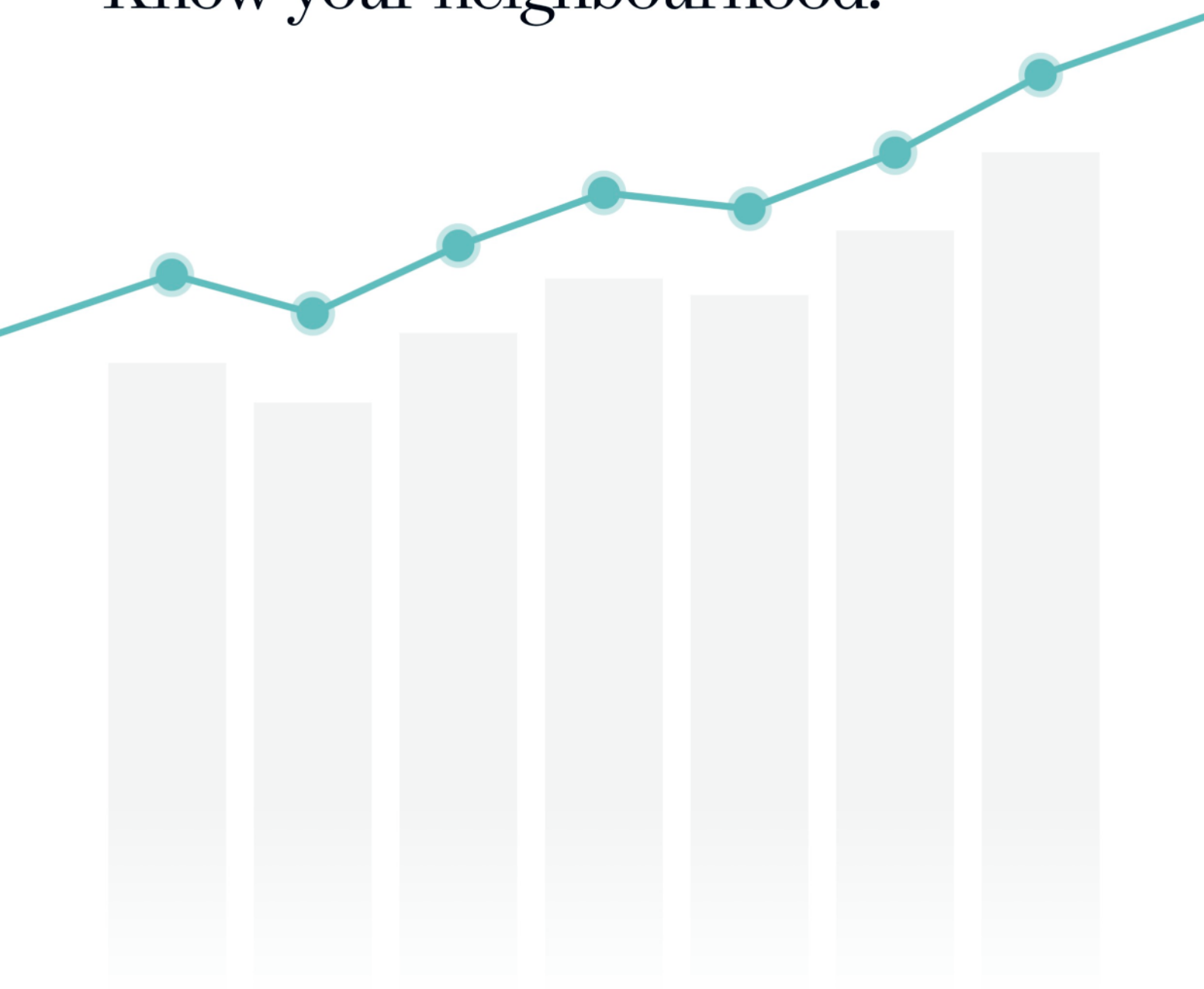


Suburb Report

Know your neighbourhood.



Property Prices

Median House Price*

Median

\$628k

Quarterly Price Change

1.20% ↑

Median Unit Price*

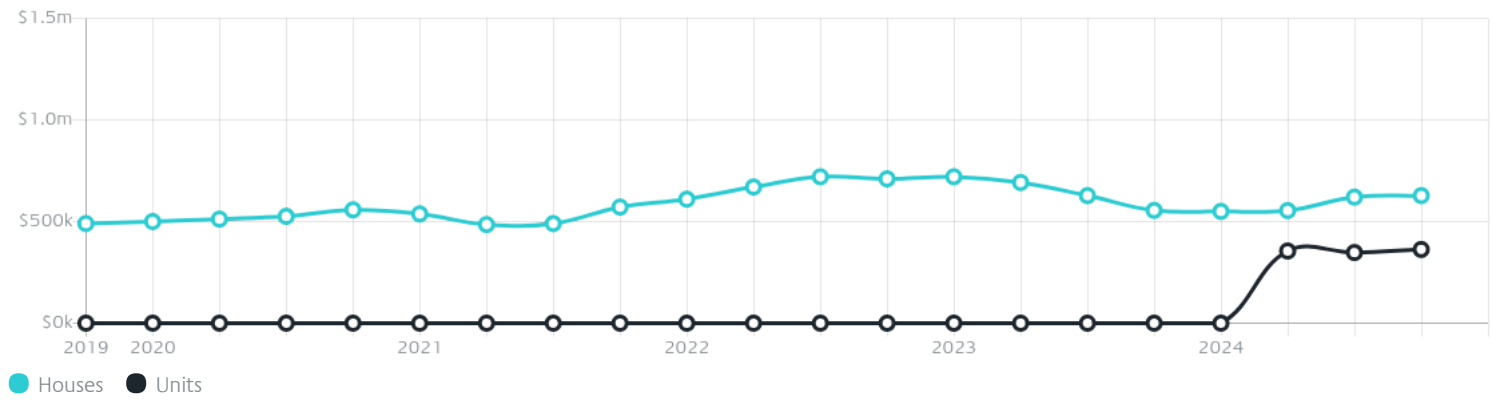
Median

\$363k

Quarterly Price Change

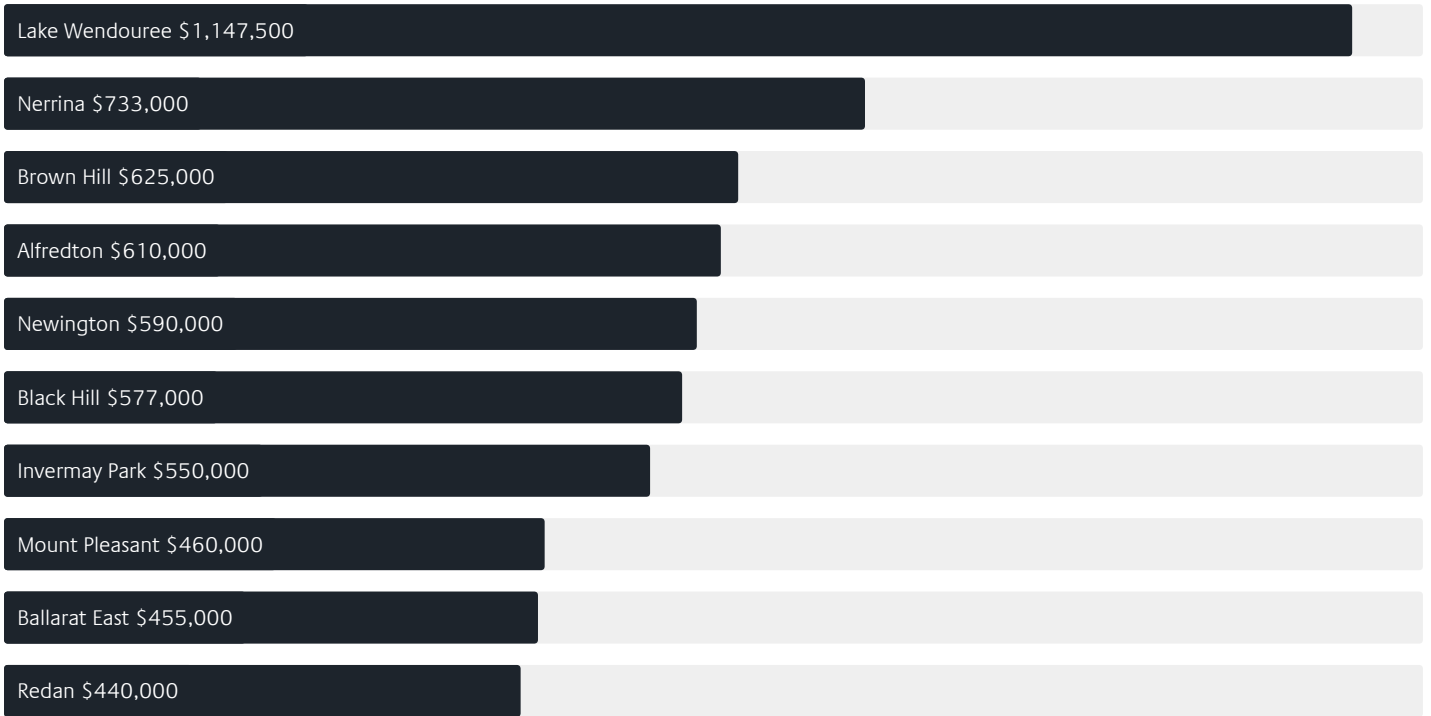
4.31% ↑

Quarterly Price Change*



Surrounding Suburbs

Median House Sale Price*



Median Unit Sale Price*



Sales Snapshot

Sale Method^{*}



● Private 100%

Median Days on Market[^]

66 days

Average Hold Period^{*}

5.3 years

Insights

Dwelling Type[^]



● Houses 84% ● Units 16%

Ownership[^]



● Owned Outright 32% ● Mortgaged 32% ● Rented 36%

Population[^]

2,813

Median Asking Rent per week^{*}

\$400

Population Growth[^]

0.36%

Rental Yield^{*}

3.32%

Median Age[^]













40 years

Median Household Size[^]

2.2 people













Sold Properties~

Discover a snapshot of the most recent results for this suburb, to view the full 12 months of sales history, please go to jellisraig.com.au/suburbinsights













Address	Bedrooms	Type	Price	Sold
 617 Havelock St Soldiers Hill	4	House	\$650,000	28 Mar 2025
 8 Little Clyde St Soldiers Hill	3	House	\$425,000	20 Mar 2025
 704 Gregory St Soldiers Hill	3	House	\$612,500	03 Mar 2025
 1 Wood St SOLDIERS HILL	3	House	\$420,000	01 Mar 2025
 206 Neill St Soldiers Hill	3	House	\$437,500	19 Feb 2025
 108 Seymour St Soldiers Hill	3	House	\$520,000	30 Jan 2025
 503 Howitt St Soldiers Hill	3	House	\$480,000	22 Jan 2025
 509 Doveton St Soldiers Hill	1	House	\$460,000	21 Jan 2025
 509 Doveton St.N Soldiers Hill	3	House	\$460,000	21 Jan 2025
 703 Neill St Soldiers Hill	3	House	\$600,000	17 Jan 2025
 13 The Grange Soldiers Hill	2	Unit	\$300,000	14 Jan 2025
 120 Clyde St Soldiers Hill	3	House	\$700,000	10 Jan 2025

SOLDIERS HILL SUBURB REPORT

Sold Properties~

Address	Bedrooms	Type	Price	Sold
 514 Doveton St.N Soldiers Hill	3	House	\$400,000	11 Dec 2024
 209 Havelock St Soldiers Hill	5	House	\$775,000	05 Dec 2024
 504a Gregory St Soldiers Hill	5	House	\$1,300,000	03 Dec 2024
 1 /606 Lydiard St.N Soldiers Hill	2	Unit	\$380,000	01 Dec 2024
 521 Lydiard St Soldiers Hill	4	House	\$600,000	29 Nov 2024
 310 Doveton St.N Soldiers Hill	2	House	\$485,000	20 Nov 2024
 702 Howard St Soldiers Hill	3	House	\$445,000	20 Nov 2024
 310 Doveton St Soldiers Hill	2	House	\$485,000	20 Nov 2024
 314 Ligar St SOLDIERS HILL	3	House	\$700,000	13 Nov 2024
 506 Ligar St Soldiers Hill	3	House	\$565,000	06 Nov 2024
 210 Brougham St Soldiers Hill	3	House	\$540,000	31 Oct 2024
 206 Clarendon St Soldiers Hill	4	House	\$1,300,000	31 Oct 2024

Sold Properties~

Address	Bedrooms	Type	Price	Sold
 814 Armstrong St.N Soldiers Hill	4	House	\$785,000	25 Oct 2024
 814 Armstrong St Soldiers Hill	3	House	\$785,000	25 Oct 2024
 208 Armstrong St Soldiers Hill	4	House	\$825,000	24 Oct 2024
 208 Armstrong St.N Soldiers Hill	4	House	\$825,000	24 Oct 2024
 407 Lydiard St Soldiers Hill	3	House	\$870,000	18 Oct 2024
 3/811A Doveton St Soldiers Hill	3	House	\$550,000	18 Oct 2024
 312 Crompton St Soldiers Hill	3	House	\$535,000	18 Oct 2024
 118 Clyde St Soldiers Hill	2	House	\$355,000	03 Oct 2024
 1/204 Chisholm St Soldiers Hill	2	Flat/Unit/Apartment	\$389,000	23 Sep 2024
 2/714 Gregory St Soldiers Hill	3	Unit	\$450,000	13 Sep 2024
 517 Havelock St Soldiers Hill	3	House	\$445,000	12 Sep 2024
 528 Doveton St.N Soldiers Hill	3	House	\$590,000	09 Sep 2024



Ballarat Office
1211 Sturt Street, Ballarat
03 5329 2500

jelliscraig.com.au

Data is current as of PDF generation date 01/04/2025

* Updated Quarterly for the past 12 months

^ Updated daily for the past quarter

~ Updated daily: 33 recent results.

This publication contains data, analytics, statistics and other information supplied by PROPERTYDATAONLINE PTY LTD (PropertyData). The data provided in this publication is of a general nature and should not be construed as specific advice or relied upon in lieu of appropriate professional advice.

PropertyData relies upon data supplied by third parties and while the data is checked and reviewed, PropertyData does not warrant the accuracy or completeness of the information to the full extent permitted by the law and excludes all loss or damage howsoever arising (including through negligence) in connection with the data supplied by PropertyData. The State of Victoria owns the copyright in the Property Sales Data and reproduction of that data in any way without the consent of the State of Victoria will constitute a breach of the Copyright Act 1968 (cth). The State of Victoria does not warrant the accuracy or completeness of the Property Sales Data and any person using or relying upon such information does so on the basis that the State of Victoria accepts no responsibility or liability whatsoever for any errors, faults, defects or omissions in the information supplied.