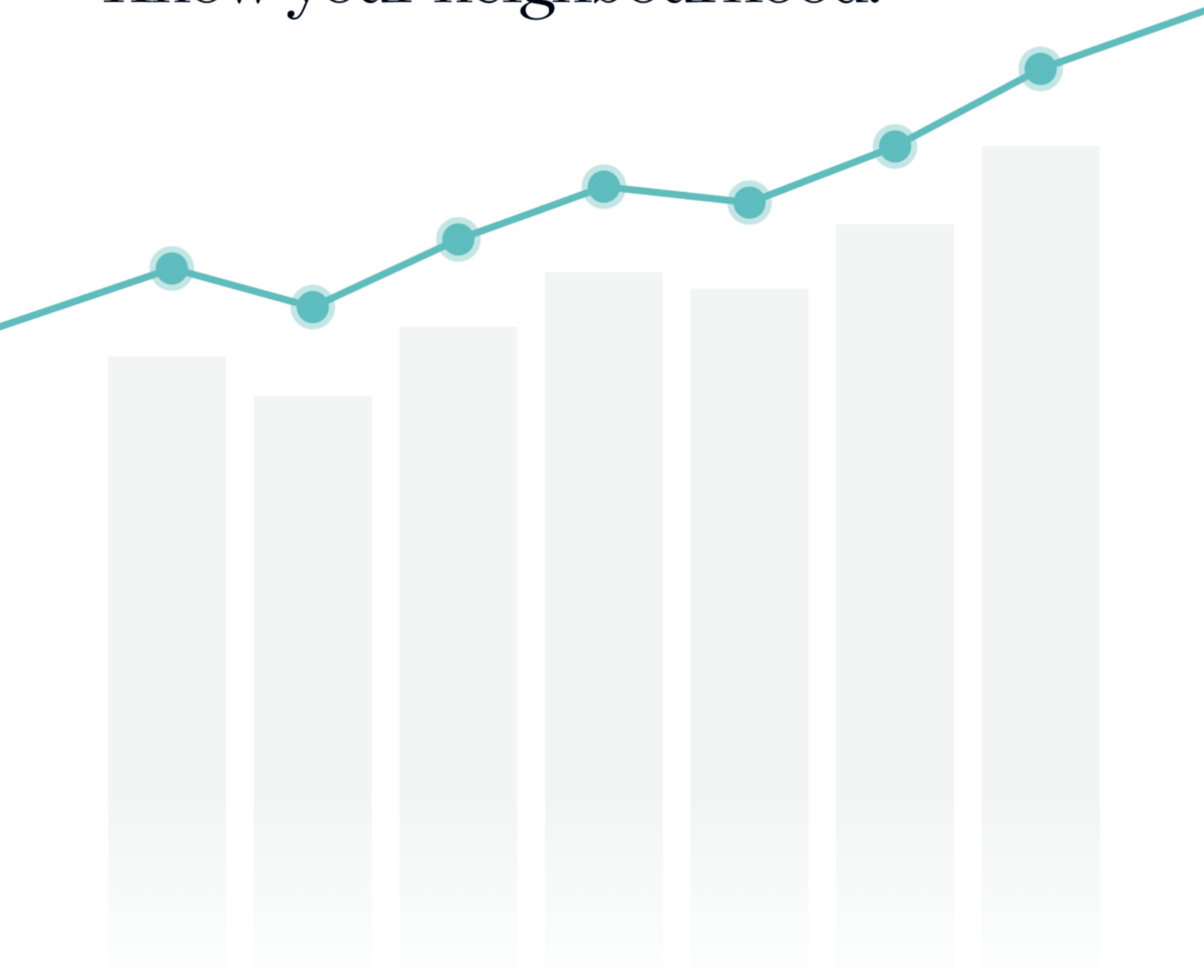


Suburb Report

Know your neighbourhood.



Property Prices

Median House Price*

Median
\$606k

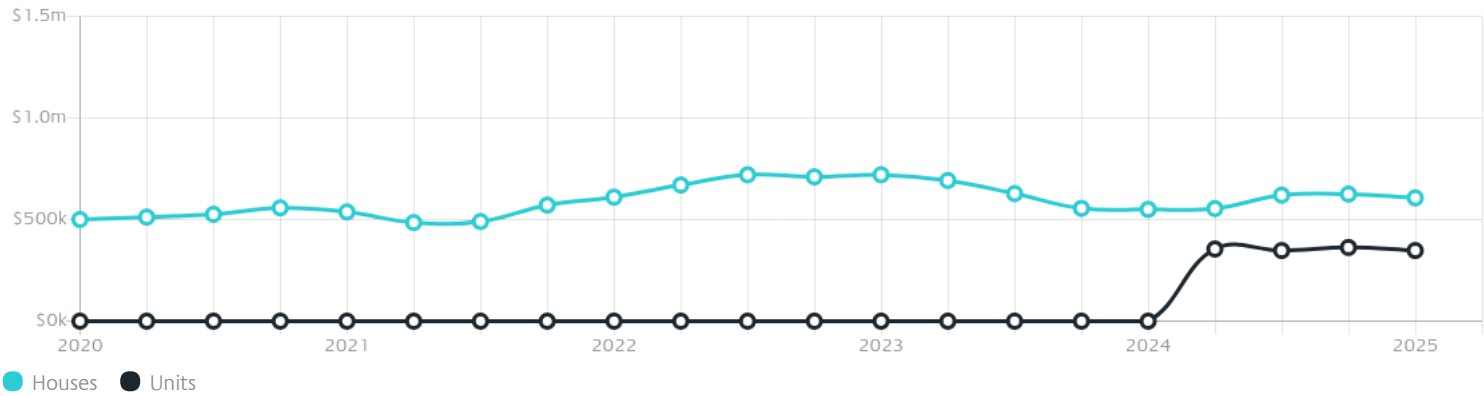
Quarterly Price Change
-3.00% ↓

Median Unit Price*

Median
\$348k

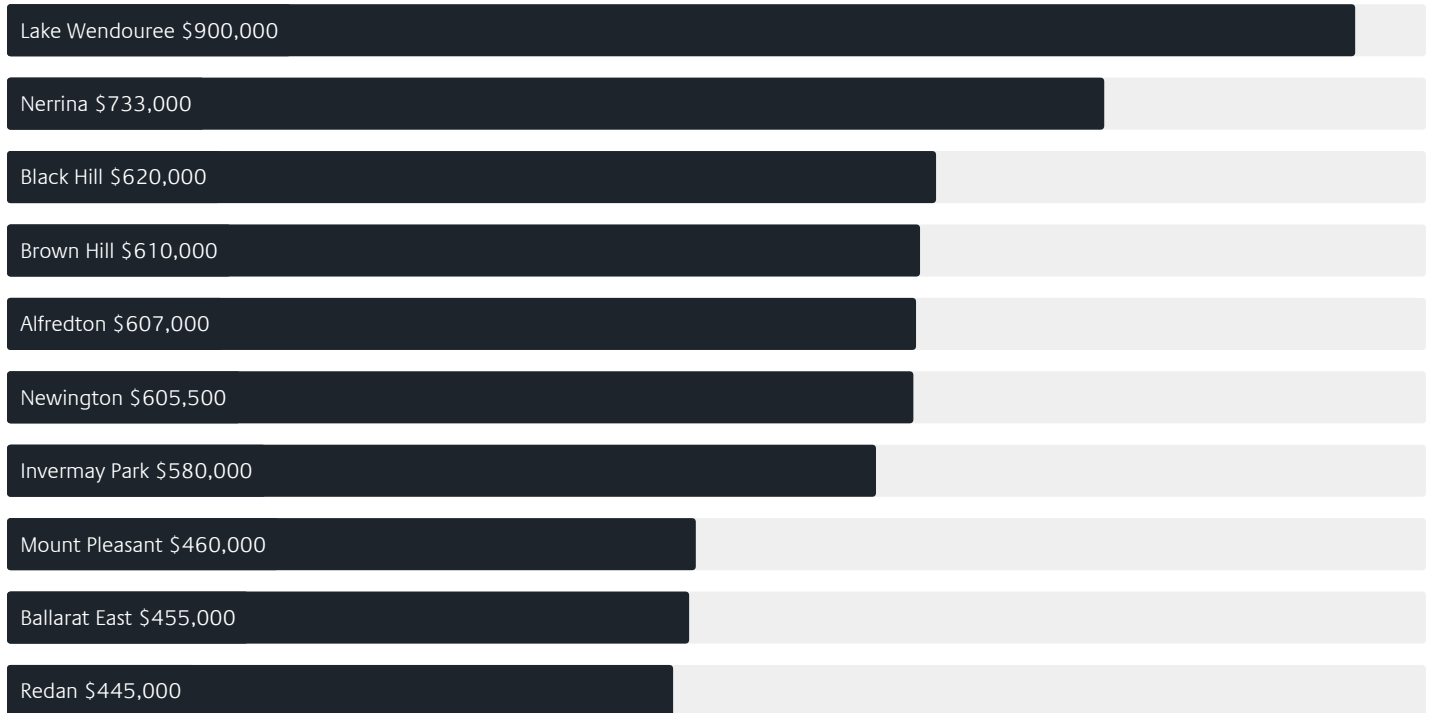
Quarterly Price Change
-4.13% ↓

Quarterly Price Change*



Surrounding Suburbs

Median House Sale Price*



Median Unit Sale Price*



Sales Snapshot

Sale Method^{*}



● Auction 7%
● Private 93%

Median Days on Market[^]

64 days

Average Hold Period^{*}

5.3 years

Insights

Dwelling Type[^]



● Houses 84% ● Units 16%

Ownership[^]



● Owned Outright 32% ● Mortgaged 32% ● Rented 36%

Population[^]

2,813

Median Asking Rent per week^{*}

\$410

Population Growth[^]

0.36%

Rental Yield^{*}

3.32%

Median Age[^]













40 years

Median Household Size[^]













2.2 people

Sold Properties~













Discover a snapshot of the most recent results for this suburb, to view the full 12 months of sales history, please go to jellisraig.com.au/suburbinsights

| Address | Bedrooms | Type | Price | Sold |
|---|----------|-------|-----------|-------------|
|  801 Havelock St Soldiers Hill | 4 | House | \$850,000 | 14 Apr 2025 |
|  702 Gregory St Soldiers Hill | 3 | House | \$575,000 | 11 Apr 2025 |
|  207 Seymour St Soldiers Hill | 4 | House | \$810,000 | 02 Apr 2025 |
|  206 Neill St Soldiers Hill | 3 | House | \$437,500 | 24 Mar 2025 |
|  8 Little Clyde St Soldiers Hill | 3 | House | \$425,000 | 20 Mar 2025 |
|  704 Gregory St Soldiers Hill | 3 | House | \$612,500 | 03 Mar 2025 |
|  1 Wood St SOLDIERS HILL | 3 | House | \$420,000 | 01 Mar 2025 |
|  617 Havelock St Soldiers Hill | 4 | House | \$650,000 | 24 Feb 2025 |
|  108 Seymour St Soldiers Hill | 3 | House | \$520,000 | 30 Jan 2025 |
|  622 Armstrong St Soldiers Hill | 1 | House | \$580,000 | 29 Jan 2025 |
|  503 Howitt St Soldiers Hill | 3 | House | \$480,000 | 22 Jan 2025 |
|  509 Doveton St Soldiers Hill | 1 | House | \$460,000 | 21 Jan 2025 |

Sold Properties~

| Address | Bedrooms | Type | Price | Sold |
|--|----------|-------|-------------|-------------|
|  509 Doveton St.N Soldiers Hill | 3 | House | \$460,000 | 21 Jan 2025 |
|  703 Neill St Soldiers Hill | 3 | House | \$600,000 | 17 Jan 2025 |
|  13 The Grange Soldiers Hill | 2 | Unit | \$300,000 | 14 Jan 2025 |
|  120 Clyde St Soldiers Hill | 3 | House | \$700,000 | 10 Jan 2025 |
|  514 Doveton St.N Soldiers Hill | 3 | House | \$400,000 | 11 Dec 2024 |
|  209 Havelock St Soldiers Hill | 5 | House | \$775,000 | 05 Dec 2024 |
|  504a Gregory St Soldiers Hill | 5 | House | \$1,300,000 | 03 Dec 2024 |
|  1 / 606 Lydiard St.N Soldiers Hill | 2 | Unit | \$380,000 | 01 Dec 2024 |
|  521 Lydiard St Soldiers Hill | 4 | House | \$600,000 | 29 Nov 2024 |
|  310 Doveton St.N Soldiers Hill | 2 | House | \$485,000 | 20 Nov 2024 |
|  702 Howard St Soldiers Hill | 3 | House | \$445,000 | 20 Nov 2024 |
|  310 Doveton St Soldiers Hill | 2 | House | \$485,000 | 20 Nov 2024 |

Sold Properties~

| Address | Bedrooms | Type | Price | Sold |
|--|----------|-------|-------------|-------------|
|  314 Ligar St SOLDIERS HILL | 3 | House | \$700,000 | 13 Nov 2024 |
|  506 Ligar St Soldiers Hill | 3 | House | \$565,000 | 06 Nov 2024 |
|  210 Brougham St Soldiers Hill | 3 | House | \$540,000 | 31 Oct 2024 |
|  206 Clarendon St Soldiers Hill | 4 | House | \$1,300,000 | 31 Oct 2024 |
|  814 Armstrong St.N Soldiers Hill | 4 | House | \$785,000 | 25 Oct 2024 |
|  814 Armstrong St Soldiers Hill | 3 | House | \$785,000 | 25 Oct 2024 |
|  208 Armstrong St Soldiers Hill | 4 | House | \$825,000 | 24 Oct 2024 |
|  208 Armstrong St.N Soldiers Hill | 4 | House | \$825,000 | 24 Oct 2024 |
|  407 Lydiard St Soldiers Hill | 3 | House | \$870,000 | 18 Oct 2024 |
|  3/811A Doveton St Soldiers Hill | 3 | House | \$550,000 | 18 Oct 2024 |
|  312 Crompton St Soldiers Hill | 3 | House | \$535,000 | 18 Oct 2024 |
|  118 Clyde St Soldiers Hill | 2 | House | \$355,000 | 03 Oct 2024 |



Ballarat Office
1211 Sturt Street, Ballarat
03 5329 2500

jelliscraig.com.au

Data is current as of PDF generation date 01/05/2025

* Updated Quarterly for the past 12 months

^ Updated daily for the past quarter

~ Updated daily: 33 recent results.

This publication contains data, analytics, statistics and other information supplied by PROPERTYDATAONLINE PTY LTD (PropertyData). The data provided in this publication is of a general nature and should not be construed as specific advice or relied upon in lieu of appropriate professional advice.

PropertyData relies upon data supplied by third parties and while the data is checked and reviewed, PropertyData does not warrant the accuracy or completeness of the information to the full extent permitted by the law and excludes all loss or damage howsoever arising (including through negligence) in connection with the data supplied by PropertyData. The State of Victoria owns the copyright in the Property Sales Data and reproduction of that data in any way without the consent of the State of Victoria will constitute a breach of the Copyright Act 1968 (cth). The State of Victoria does not warrant the accuracy or completeness of the Property Sales Data and any person using or relying upon such information does so on the basis that the State of Victoria accepts no responsibility or liability whatsoever for any errors, faults, defects or omissions in the information supplied.