

Suburb Report

Know your neighbourhood.



Property Prices

Median House Price*

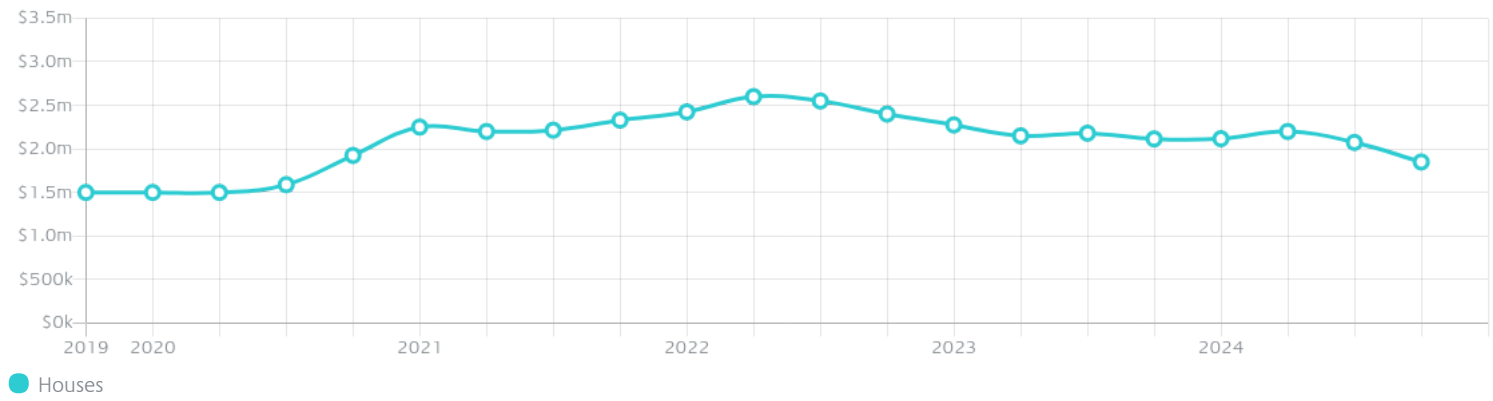
Median

\$1.85m

Quarterly Price Change

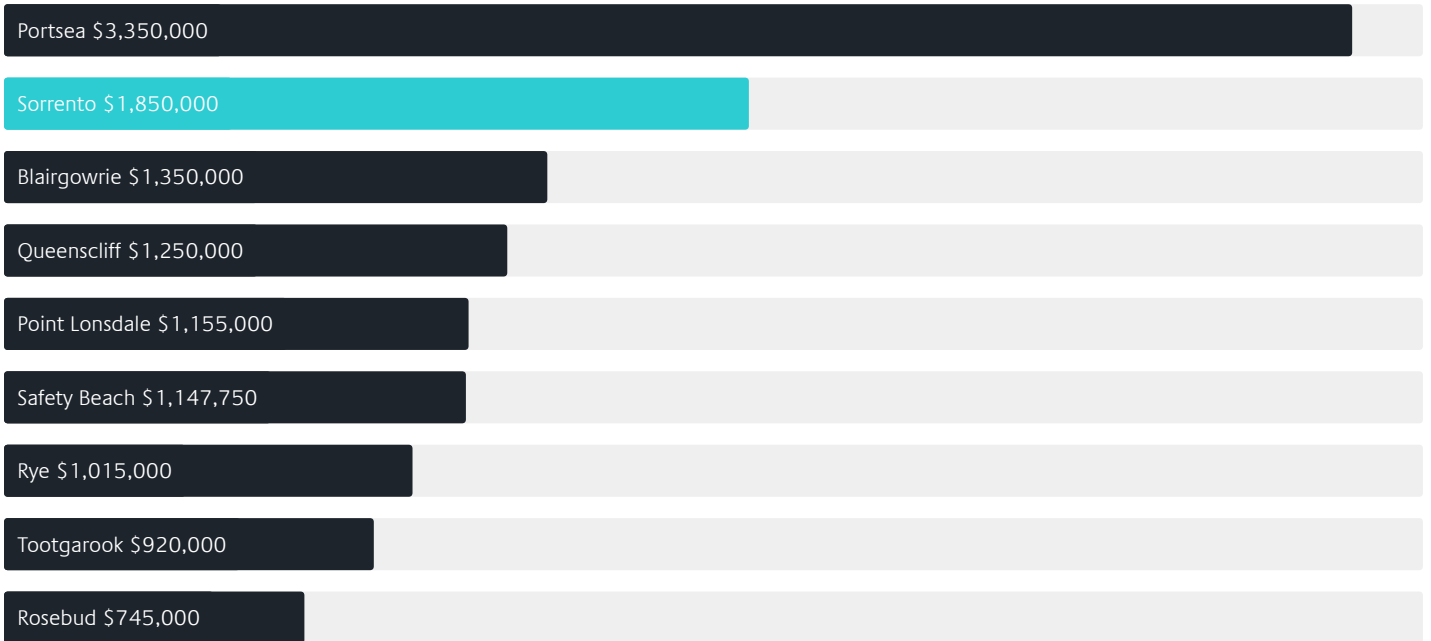
-10.84% ↓

Quarterly Price Change*



Surrounding Suburbs

Median House Sale Price*



Median Unit Sale Price*



Sales Snapshot

Sale Method^{*}



● Auction 9%
● Private 91%

Auction Clearance Rate^{*}

66.67%

Median Days on Market[^]

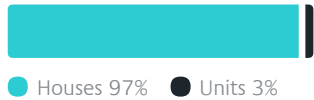
80 days

Average Hold Period^{*}

8.2 years

Insights

Dwelling Type[^]



● Houses 97% ● Units 3%

Ownership[^]



● Owned Outright 70% ● Mortgaged 22% ● Rented 9%

Population[^]

2,013

Median Asking Rent per week^{*}

\$723

Population Growth[^]

26.44%

Rental Yield^{*}

1.61%

Median Age[^]













64 years

Median Household Size[^]

2 people













Sold Properties~

Discover a snapshot of the most recent results for this suburb, to view the full 12 months of sales history, please go to jellisicraig.com.au/suburbinsights










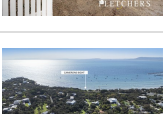
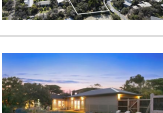

Address	Bedrooms	Type	Price	Sold
 6 Westmore Av Sorrento	4	House	\$2,250,000	22 Feb 2025
 7 Aurora Ct Sorrento	3	House	\$1,780,000	08 Feb 2025
 3193 Point Nepean Rd Sorrento	5	House	\$1,500,000	06 Feb 2025
 4 Queens Rd Sorrento	4	House	\$1,700,000	31 Jan 2025
 53 Coppin Rd Sorrento	3	House	\$1,550,000	28 Jan 2025
 10 Clark Cr Sorrento	3	House	\$1,695,000	23 Jan 2025
 4 Roanoke Ct Sorrento	5	House	\$1,540,000	22 Jan 2025
 18 Terry Av Sorrento	5	House	\$5,300,000	21 Jan 2025
 20 Marbray Cl Sorrento	4	House	\$1,300,000	12 Jan 2025
 7 Canterbury St Sorrento	1	House	\$2,750,000	10 Jan 2025
 10 Calcutta St Sorrento	4	House	\$4,555,000	02 Jan 2025
 42 First Settlement Dr Sorrento	3	House	\$1,487,500	21 Dec 2024

SORRENTO SUBURB REPORT

Sold Properties~

Address	Bedrooms	Type	Price	Sold
 2 Andelana Ct Sorrento	4	House	\$1,470,000	18 Dec 2024
 2/11 Donalda Av Sorrento	6	Apartment	\$1,750,000	17 Dec 2024
 6 William Buckley Way Sorrento	3	House	\$1,232,500	16 Dec 2024
 12 Durham Pl Sorrento	5	House	\$1,436,000	13 Dec 2024
 39 Queens Rd Sorrento	4	House	\$2,210,000	13 Dec 2024
 3 Ronald Av Sorrento	3	House	\$1,625,000	09 Dec 2024
 762 Melbourne Rd Sorrento	3	House	\$1,175,000	08 Dec 2024
 3537 Point Nepean Rd Sorrento	3	House	\$15,500,000	05 Dec 2024
 4 Lanoma Pl Sorrento	3	House	\$1,250,000	04 Dec 2024
 1/3482 Point Nepean Rd Sorrento	3	Flat/Unit/Apartment	\$2,800,000	30 Nov 2024
 8 Hurley St Sorrento	3	House	\$4,700,000	29 Nov 2024
 99 St Pauls Rd Sorrento	4	House	\$1,820,000	28 Nov 2024

Sold Properties~

Address	Bedrooms	Type	Price	Sold
 36 Hughes Rd Sorrento	3	House	\$1,450,000	27 Nov 2024
 42 Ozone Av Sorrento	5	House	\$3,920,000	25 Nov 2024
 25/3360 Point Nepean Rd Sorrento	2	Apartment	\$1,000,000	14 Nov 2024
 9 Keating Av Sorrento	4	House	\$3,750,000	13 Nov 2024
 4 Yatala Ct Sorrento	4	House	\$1,550,000	07 Nov 2024
 5 Kokoda St Sorrento	3	House	\$1,150,000	06 Nov 2024
 3073 Point Nepean Rd Sorrento	4	House	\$2,500,000	29 Oct 2024
 2 Tarakan St Sorrento	3	House	\$2,358,000	23 Oct 2024
 798 Melbourne Rd SORRENTO	3	House	\$1,200,000	22 Oct 2024
 2-4 Tarakan St Sorrento	3	House	\$2,358,000	22 Oct 2024
 697 Melbourne Rd Sorrento	4	House	\$1,925,000	21 Oct 2024
 14 Wilby St Sorrento	4	House	\$4,060,000	18 Oct 2024



Sorrento Office
148 Ocean Beach Road, Sorrento
03 5984 0999

jelliscraig.com.au

Data is current as of PDF generation date 01/04/2025

* Updated Quarterly for the past 12 months

^ Updated daily for the past quarter

~ Updated daily: 33 recent results.

This publication contains data, analytics, statistics and other information supplied by PROPERTYDATAONLINE PTY LTD (PropertyData). The data provided in this publication is of a general nature and should not be construed as specific advice or relied upon in lieu of appropriate professional advice.

PropertyData relies upon data supplied by third parties and while the data is checked and reviewed, PropertyData does not warrant the accuracy or completeness of the information to the full extent permitted by the law and excludes all loss or damage howsoever arising (including through negligence) in connection with the data supplied by PropertyData. The State of Victoria owns the copyright in the Property Sales Data and reproduction of that data in any way without the consent of the State of Victoria will constitute a breach of the Copyright Act 1968 (cth). The State of Victoria does not warrant the accuracy or completeness of the Property Sales Data and any person using or relying upon such information does so on the basis that the State of Victoria accepts no responsibility or liability whatsoever for any errors, faults, defects or omissions in the information supplied.