

# *Suburb* **INSIGHTS**

3943  
SORRENTO



Data that shapes your suburb.

**Jellis  
Craig**



# Property Prices

## Median House Price\*

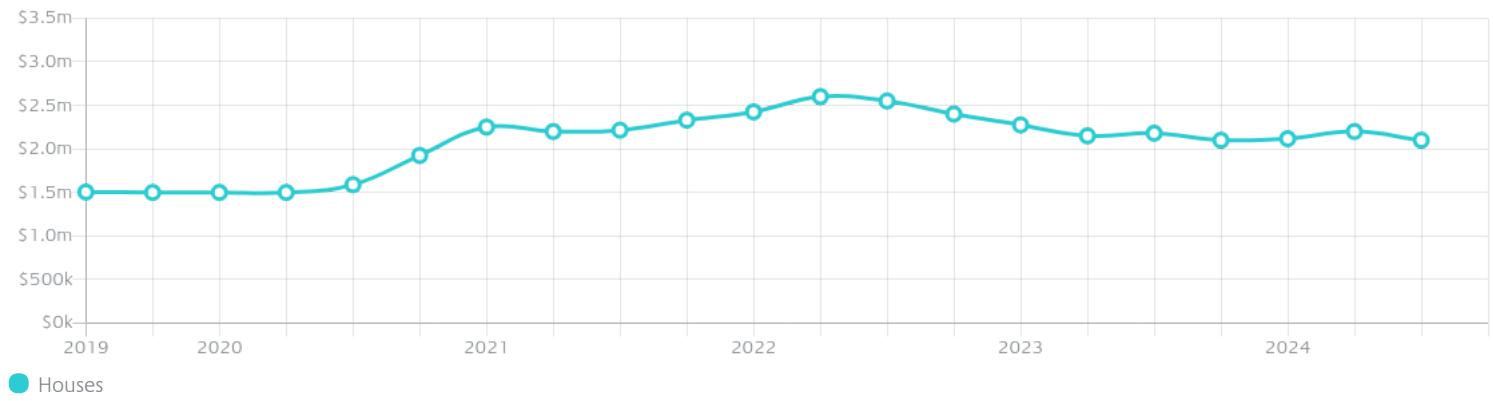
Median

**\$2.10m**

Quarterly Price Change

**-4.54% ↓**

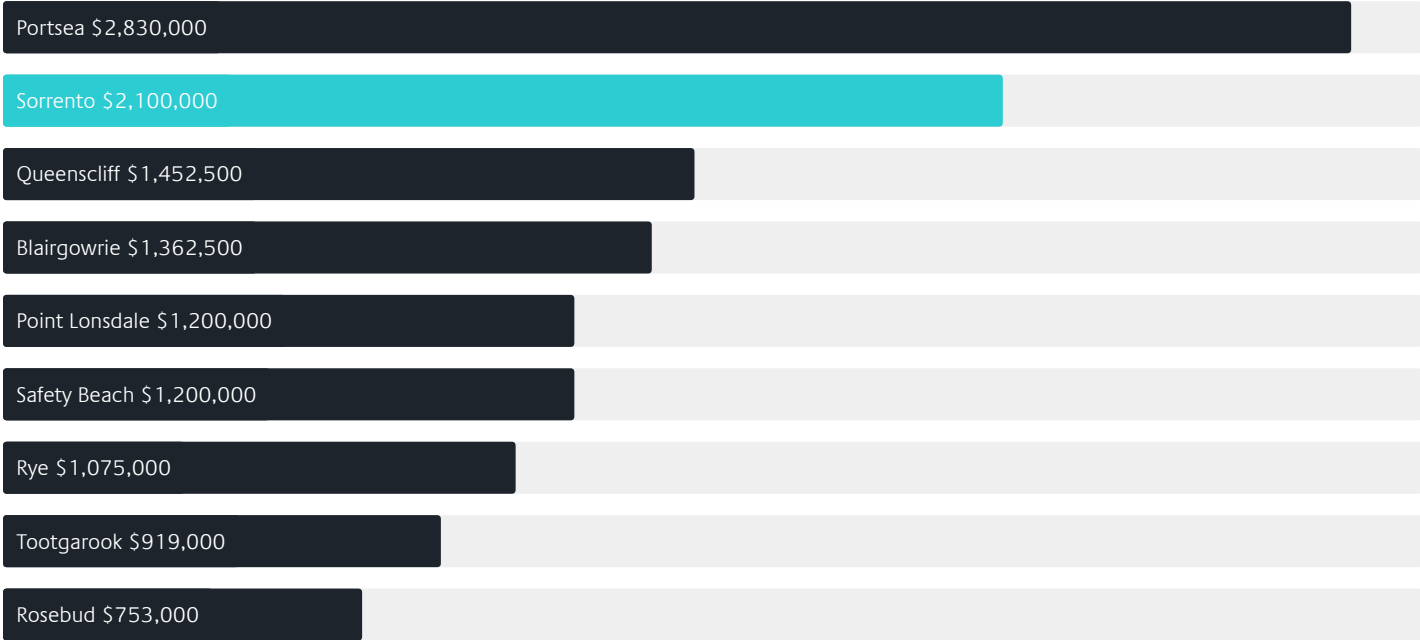
## Quarterly Price Change\*



# Surrounding Suburbs

---

## Median House Sale Price\*



## Median Unit Sale Price\*



# Sales Snapshot

Sale Method<sup>\*</sup>



● Auction 5%  
● Private 95%

Auction Clearance Rate<sup>\*</sup>

100%

Median Days on Market<sup>^</sup>

33 days

Average Hold Period<sup>\*</sup>

8.2 years

## Insights

Dwelling Type<sup>^</sup>



● Houses 97% ● Units 3%

Ownership<sup>^</sup>



● Owned Outright 70% ● Mortgaged 22% ● Rented 9%

Population<sup>^</sup>

2,013

Median Asking Rent per week<sup>\*</sup>

\$650

Population Growth<sup>^</sup>

26.44%

Rental Yield<sup>\*</sup>

1.61%

Median Age<sup>^</sup>









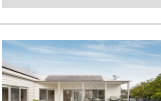

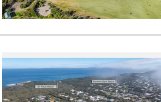
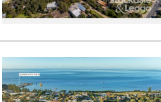
64 years

Median Household Size<sup>^</sup>













2 people

# Sold Properties~













Discover a snapshot of the most recent results for this suburb, to view the full 12 months of sales history, please go to [jellisraig.com.au/suburbinsights](https://jellisraig.com.au/suburbinsights)

Address	Bedrooms	Type	Price	Sold
 25/3360 Point Nepean Rd Sorrento	2	Apartment	\$1,000,000	14 Nov 2024
 9 Keating Av Sorrento	4	House	\$375,000	13 Nov 2024
 5 Kokoda St Sorrento	3	House	\$1,150,000	06 Nov 2024
 2 Tarakan St Sorrento	3	House	\$2,358,000	23 Oct 2024
 2-4 Tarakan St Sorrento	3	House	\$2,358,000	22 Oct 2024
 9 Cooper Gr Sorrento	3	House	\$1,180,000	16 Oct 2024
 18 Westminster Gr Sorrento	4	House	\$2,200,000	02 Oct 2024
 Melbourne Rd Sorrento	3	House	\$1,225,000	01 Oct 2024
 10 Forrest Av Sorrento	4	House	\$1,850,000	26 Sep 2024
 111 Hemston Av Sorrento	5	House	\$2,575,000	26 Sep 2024
 1 King St Sorrento	3	House	\$1,750,000	17 Sep 2024
 26 Hiskens St Sorrento	3	House	\$1,850,000	13 Sep 2024

# Sold Properties~

Address	Bedrooms	Type	Price	Sold
 15 Tarakan St Sorrento	2	House	\$1,250,000	11 Sep 2024
 66 Abbotsford St Sorrento	3	House	\$1,975,000	06 Sep 2024
 24/3 Esplanade Sorrento	3	Apartment	\$2,725,000	04 Sep 2024
 24 Shirley Av Sorrento	4	House	\$2,050,000	01 Sep 2024
 2 Albany Ct Sorrento	4	House	\$2,000,000	22 Aug 2024
 14 Collins Pde Sorrento	4	House	\$3,700,000	12 Aug 2024
 26 Lister Av Sorrento	5	House	\$4,000,000	10 Aug 2024
 3123 Point Nepean Rd Sorrento	6	House	\$3,900,000	02 Aug 2024
 14 Denby Av Sorrento	2	House	\$1,020,000	01 Aug 2024
 4 Coppin Rd Sorrento	3	House	\$1,600,000	27 Jul 2024
 57 Ossett St Sorrento	2	House	\$1,850,000	24 Jul 2024
 7 Lister Av Sorrento	4	House	\$1,908,520	22 Jul 2024

# Sold Properties~

Address	Bedrooms	Type	Price	Sold
 2 Netherby Pl Sorrento	4	House	\$1,622,500	03 Jul 2024
 64 Hughes Rd Sorrento	4	House	\$1,862,500	01 Jul 2024
 57 Normanby Rd Sorrento	2	House	\$1,350,000	14 Jun 2024
 1 Russell Cr Sorrento	3	House	\$1,250,000	11 Jun 2024
 41 Westmore Av SORRENTO	3	House	\$1,550,000	07 Jun 2024
 27 Newton Av Sorrento	5	House	\$4,250,000	06 Jun 2024
 13/1 Hotham Rd Sorrento	2	Apartment	\$1,500,000	05 Jun 2024
 2 Shalimar Ct Sorrento	3	House	\$1,575,000	30 May 2024
 8 Clark Cr Sorrento	3	House	\$1,500,000	28 May 2024
 23 Lady Nelson Dr Sorrento	4	House	\$1,625,000	26 May 2024
 54 Park Rd Sorrento	3	House	\$2,050,000	22 May 2024
 6 Wrights Cl Sorrento	4	House	\$8,150,000	19 May 2024



Sorrento Office  
148 Ocean Beach Road, Sorrento  
03 5984 0999

[jelliscraig.com.au](http://jelliscraig.com.au)

Data is current as of PDF generation date 01/12/2024

\* Updated Quarterly for the past 12 months

^ Updated daily for the past quarter

~ Updated daily: 33 recent results.

This publication contains data, analytics, statistics and other information supplied by PROPERTYDATAONLINE PTY LTD (PropertyData). The data provided in this publication is of a general nature and should not be construed as specific advice or relied upon in lieu of appropriate professional advice.

PropertyData relies upon data supplied by third parties and while the data is checked and reviewed, PropertyData does not warrant the accuracy or completeness of the information to the full extent permitted by the law and excludes all loss or damage howsoever arising (including through negligence) in connection with the data supplied by PropertyData. The State of Victoria owns the copyright in the Property Sales Data and reproduction of that data in any way without the consent of the State of Victoria will constitute a breach of the Copyright Act 1968 (cth). The State of Victoria does not warrant the accuracy or completeness of the Property Sales Data and any person using or relying upon such information does so on the basis that the State of Victoria accepts no responsibility or liability whatsoever for any errors, faults, defects or omissions in the information supplied.