

# *Suburb Report*

Know your neighbourhood.



# Property Prices

## Median House Price\*

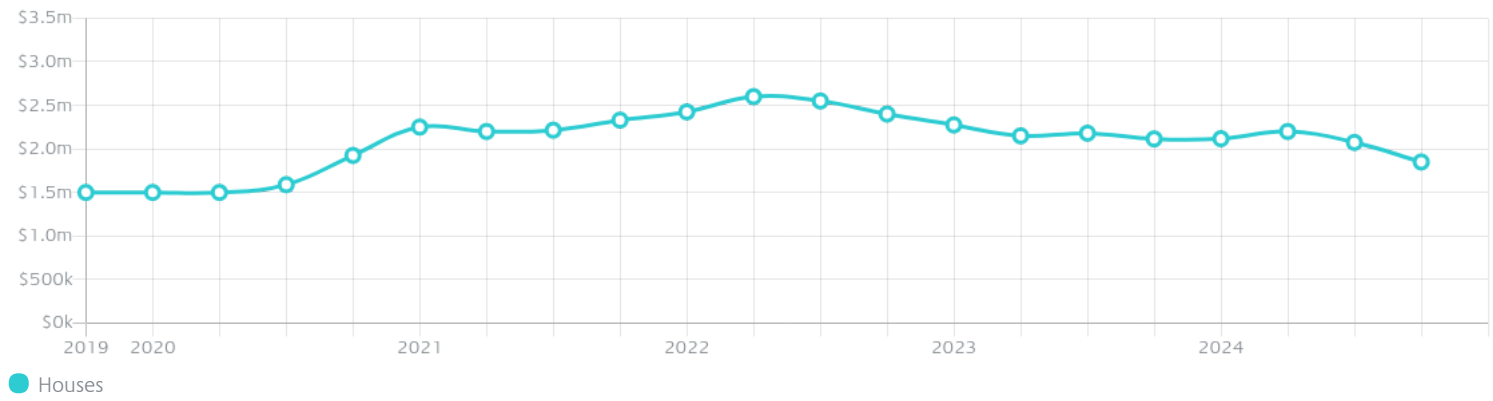
Median

**\$1.85m**

Quarterly Price Change

**-10.84% ↓**

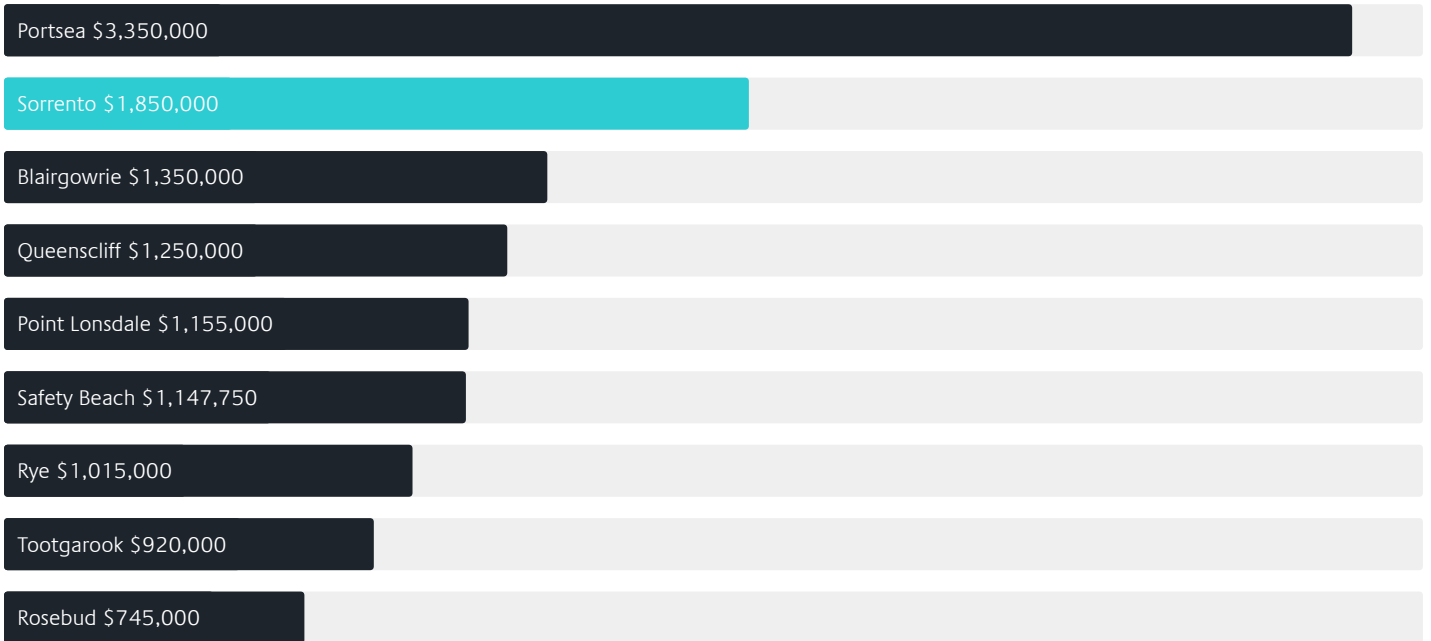
## Quarterly Price Change\*



# Surrounding Suburbs

---

## Median House Sale Price\*



## Median Unit Sale Price\*



# Sales Snapshot

Sale Method<sup>\*</sup>



● Auction 3%  
● Private 97%

Auction Clearance Rate<sup>\*</sup>

100%

Median Days on Market<sup>^</sup>

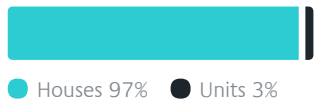
56 days

Average Hold Period<sup>\*</sup>

8.2 years

## Insights

Dwelling Type<sup>^</sup>



● Houses 97% ● Units 3%

Ownership<sup>^</sup>



● Owned Outright 70% ● Mortgaged 22% ● Rented 9%

Population<sup>^</sup>

2,013

Median Asking Rent per week<sup>\*</sup>

\$723

Population Growth<sup>^</sup>

26.44%

Rental Yield<sup>\*</sup>

1.61%

Median Age<sup>^</sup>













64 years

Median Household Size<sup>^</sup>













2 people

# Sold Properties~










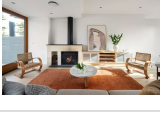


Discover a snapshot of the most recent results for this suburb, to view the full 12 months of sales history, please go to [jellisraig.com.au/suburbinsights](https://jellisraig.com.au/suburbinsights)

Address	Bedrooms	Type	Price	Sold
 6 William Buckley Way Sorrento	3	House	\$1,232,500	16 Dec 2024
 3 Ronald Av Sorrento	3	House	\$1,625,000	09 Dec 2024
 762 Melbourne Rd Sorrento	3	House	\$1,175,000	08 Dec 2024
 1/3482 Point Nepean Rd Sorrento	3	Flat/Unit/Apartment	\$2,800,000	30 Nov 2024
 99 St Pauls Rd Sorrento	4	House	\$1,820,000	28 Nov 2024
 36 Hughes Rd Sorrento	3	House	\$1,450,000	27 Nov 2024
 42 Ozone Av Sorrento	5	House	\$3,920,000	25 Nov 2024
 25/3360 Point Nepean Rd Sorrento	2	Apartment	\$1,000,000	14 Nov 2024
 9 Keating Av Sorrento	4	House	\$3,750,000	13 Nov 2024
 4 Yatala Ct Sorrento	4	House	\$1,550,000	07 Nov 2024
 5 Kokoda St Sorrento	3	House	\$1,150,000	06 Nov 2024
 3073 Point Nepean Rd Sorrento	4	House	\$2,500,000	29 Oct 2024

# Sold Properties~

Address	Bedrooms	Type	Price	Sold
 2 Tarakan St Sorrento	3	House	\$2,358,000	23 Oct 2024
 798 Melbourne Rd SORRENTO	3	House	\$1,200,000	22 Oct 2024
 2-4 Tarakan St Sorrento	3	House	\$2,358,000	22 Oct 2024
 697 Melbourne Rd Sorrento	4	House	\$1,925,000	21 Oct 2024
 14 Wilby St Sorrento	4	House	\$4,060,000	18 Oct 2024
 10 William Good Ct Sorrento	3	House	\$1,675,000	17 Oct 2024
 9 Cooper Gr Sorrento	3	House	\$1,180,000	16 Oct 2024
 10 Pekina Sq Sorrento	5	House	\$2,150,000	15 Oct 2024
 721 Melbourne Rd Sorrento	4	House	\$1,880,000	15 Oct 2024
 31 Heather Av Sorrento	3	House	\$1,160,000	14 Oct 2024
 28 Erlandsen Av Sorrento	4	House	\$1,825,000	02 Oct 2024
 18 Westminster Gr Sorrento	4	House	\$2,200,000	02 Oct 2024

# Sold Properties~

Address	Bedrooms	Type	Price	Sold
 Melbourne Rd Sorrento	3	House	\$1,225,000	01 Oct 2024
 10 Forrest Av Sorrento	4	House	\$1,850,000	26 Sep 2024
 111 Hemston Av Sorrento	5	House	\$2,575,000	26 Sep 2024
 554 Melbourne Rd Sorrento	3	House	\$1,149,990	20 Sep 2024
 3/195 Ocean Beach Rd Sorrento	6	Flat/Unit/Apartment	\$2,150,000	20 Sep 2024
 1 King St Sorrento	3	House	\$1,750,000	17 Sep 2024
 26 Hiskens St Sorrento	3	House	\$1,850,000	13 Sep 2024
 15 Tarakan St Sorrento	2	House	\$1,250,000	11 Sep 2024
 66 Abbotsford St Sorrento	3	House	\$1,975,000	06 Sep 2024
 24/3 Esplanade Sorrento	3	Apartment	\$2,725,000	04 Sep 2024
 24 Shirley Av Sorrento	4	House	\$2,050,000	01 Sep 2024
 2 Albany Ct Sorrento	4	House	\$2,000,000	22 Aug 2024



Sorrento Office  
148 Ocean Beach Road, Sorrento  
03 5984 0999

[jelliscraig.com.au](http://jelliscraig.com.au)

Data is current as of PDF generation date 01/02/2025

\* Updated Quarterly for the past 12 months

^ Updated daily for the past quarter

~ Updated daily: 33 recent results.

This publication contains data, analytics, statistics and other information supplied by PROPERTYDATAONLINE PTY LTD (PropertyData). The data provided in this publication is of a general nature and should not be construed as specific advice or relied upon in lieu of appropriate professional advice.

PropertyData relies upon data supplied by third parties and while the data is checked and reviewed, PropertyData does not warrant the accuracy or completeness of the information to the full extent permitted by the law and excludes all loss or damage howsoever arising (including through negligence) in connection with the data supplied by PropertyData. The State of Victoria owns the copyright in the Property Sales Data and reproduction of that data in any way without the consent of the State of Victoria will constitute a breach of the Copyright Act 1968 (cth). The State of Victoria does not warrant the accuracy or completeness of the Property Sales Data and any person using or relying upon such information does so on the basis that the State of Victoria accepts no responsibility or liability whatsoever for any errors, faults, defects or omissions in the information supplied.