

## *Suburb Report*

Know your neighbourhood.



# Property Prices

## Median House Price\*


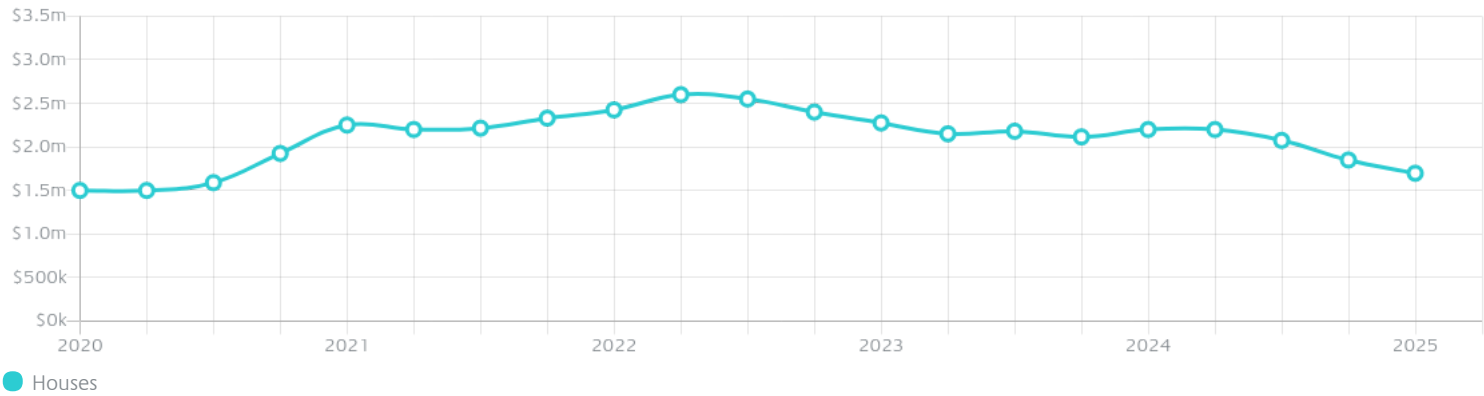
Median

\$1.70m

Quarterly Price Change

-8.24% ↓

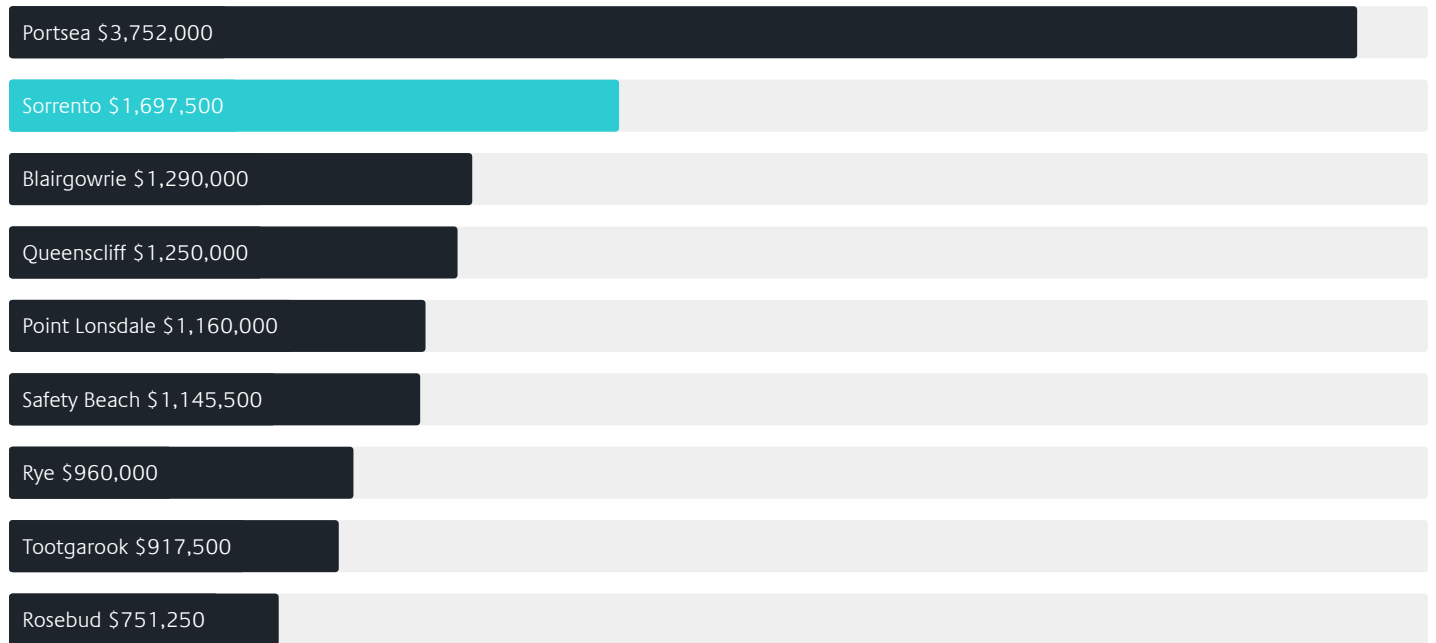
## Quarterly Price Change\*



# Surrounding Suburbs

---

## Median House Sale Price\*



## Median Unit Sale Price\*



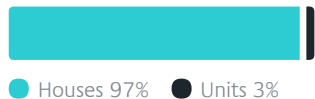
# Sales Snapshot

Sale Method<sup>\*</sup>

● Auction 9%  
● Private 91%

Auction Clearance Rate<sup>\*</sup>**66.67%**Median Days on Market<sup>^</sup>**80 days**Average Hold Period<sup>\*</sup>**8.2 years**

## Insights

Dwelling Type<sup>^</sup>

● Houses 97% ● Units 3%













Ownership<sup>^</sup>

● Owned Outright 70% ● Mortgaged 22% ● Rented 9%













Population<sup>^</sup>**2,013**Median Asking Rent per week<sup>\*</sup>**\$750**Population Growth<sup>^</sup>**26.44%**Rental Yield<sup>\*</sup>**1.61%**Median Age<sup>^</sup>**64 years**Median Household Size<sup>^</sup>**2 people**

# Sold Properties~













Discover a snapshot of the most recent results for this suburb, to view the full 12 months of sales history, please go to [jellisicraig.com.au/suburbinsights](https://jellisicraig.com.au/suburbinsights)

Address	Bedrooms	Type	Price	Sold
 18/234 Ocean Beach Rd SORRENTO	1	House	\$575,000	17 Apr 2025
 27/3360 Point Nepean Rd Sorrento	2	Apartment	\$850,000	11 Apr 2025
 23 Pacific Av Sorrento	4	House	\$1,295,000	19 Mar 2025
 3 Heather Av Sorrento	3	House	\$1,155,000	26 Feb 2025
 48 Collins Pde Sorrento	3	House	\$1,285,000	24 Feb 2025
 755 Melbourne Rd Sorrento	4	House	\$1,885,000	24 Feb 2025
 6 Westmore Av Sorrento	4	House	\$2,250,000	22 Feb 2025
 14 Corsair Gr Sorrento	4	House	\$1,700,000	20 Feb 2025
 2 Spinner Ct Sorrento	4	House	\$1,560,000	18 Feb 2025
 38 First Settlement Dr Sorrento	3	House	\$1,303,000	15 Feb 2025
 7 Aurora Ct Sorrento	3	House	\$1,780,000	08 Feb 2025
 3193 Point Nepean Rd Sorrento	5	House	\$1,500,000	06 Feb 2025

# Sold Properties~

Address	Bedrooms	Type	Price	Sold
 4 Queens Rd Sorrento	4	House	\$1,700,000	31 Jan 2025
 53 Coppin Rd Sorrento	3	House	\$1,550,000	28 Jan 2025
 10 Clark Cr Sorrento	3	House	\$1,695,000	23 Jan 2025
 4 Roanoke Ct Sorrento	5	House	\$1,540,000	22 Jan 2025
 18 Terry Av Sorrento	5	House	\$5,300,000	21 Jan 2025
 20 Marbray Cl Sorrento	4	House	\$1,300,000	12 Jan 2025
 7 Canterbury St Sorrento	1	House	\$2,750,000	10 Jan 2025
 10 Calcutta St Sorrento	4	House	\$4,555,000	02 Jan 2025
 42 First Settlement Dr Sorrento	3	House	\$1,487,500	21 Dec 2024
 2 Andelana Ct Sorrento	4	House	\$1,470,000	18 Dec 2024
 2/11 Donalda Av Sorrento	6	Apartment	\$1,750,000	17 Dec 2024
 6 William Buckley Way Sorrento	3	House	\$1,232,500	16 Dec 2024

# Sold Properties~

Address	Bedrooms	Type	Price	Sold
 12 Durham Pl Sorrento	5	House	\$1,436,000	13 Dec 2024
 39 Queens Rd Sorrento	4	House	\$2,210,000	13 Dec 2024
 5 Capri Gr Sorrento	3	House	\$1,679,000	11 Dec 2024
 3 Ronald Av Sorrento	3	House	\$1,625,000	09 Dec 2024
 762 Melbourne Rd Sorrento	3	House	\$1,175,000	08 Dec 2024
 3537 Point Nepean Rd Sorrento	3	House	\$15,500,000	05 Dec 2024
 4 Lanoma Pl Sorrento	3	House	\$1,250,000	04 Dec 2024
 1/3482 Point Nepean Rd Sorrento	3	Flat/Unit/Apartment	\$2,800,000	30 Nov 2024
 8 Hurley St Sorrento	3	House	\$4,700,000	29 Nov 2024
 99 St Pauls Rd Sorrento	4	House	\$1,820,000	28 Nov 2024
 36 Hughes Rd Sorrento	3	House	\$1,450,000	27 Nov 2024
 42 Ozone Av Sorrento	5	House	\$3,920,000	25 Nov 2024





Sorrento Office  
148 Ocean Beach Road, Sorrento  
03 5984 0999

[jelliscraig.com.au](http://jelliscraig.com.au)

Data is current as of PDF generation date 01/05/2025

\* Updated Quarterly for the past 12 months

^ Updated daily for the past quarter

~ Updated daily: 33 recent results.

This publication contains data, analytics, statistics and other information supplied by PROPERTYDATAONLINE PTY LTD (PropertyData). The data provided in this publication is of a general nature and should not be construed as specific advice or relied upon in lieu of appropriate professional advice.

PropertyData relies upon data supplied by third parties and while the data is checked and reviewed, PropertyData does not warrant the accuracy or completeness of the information to the full extent permitted by the law and excludes all loss or damage howsoever arising (including through negligence) in connection with the data supplied by PropertyData. The State of Victoria owns the copyright in the Property Sales Data and reproduction of that data in any way without the consent of the State of Victoria will constitute a breach of the Copyright Act 1968 (cth). The State of Victoria does not warrant the accuracy or completeness of the Property Sales Data and any person using or relying upon such information does so on the basis that the State of Victoria accepts no responsibility or liability whatsoever for any errors, faults, defects or omissions in the information supplied.