

Suburb Report

Know your neighbourhood.



Property Prices

Median House Price*

Median

\$1.07m

Quarterly Price Change

1.42% ↑

Median Unit Price*

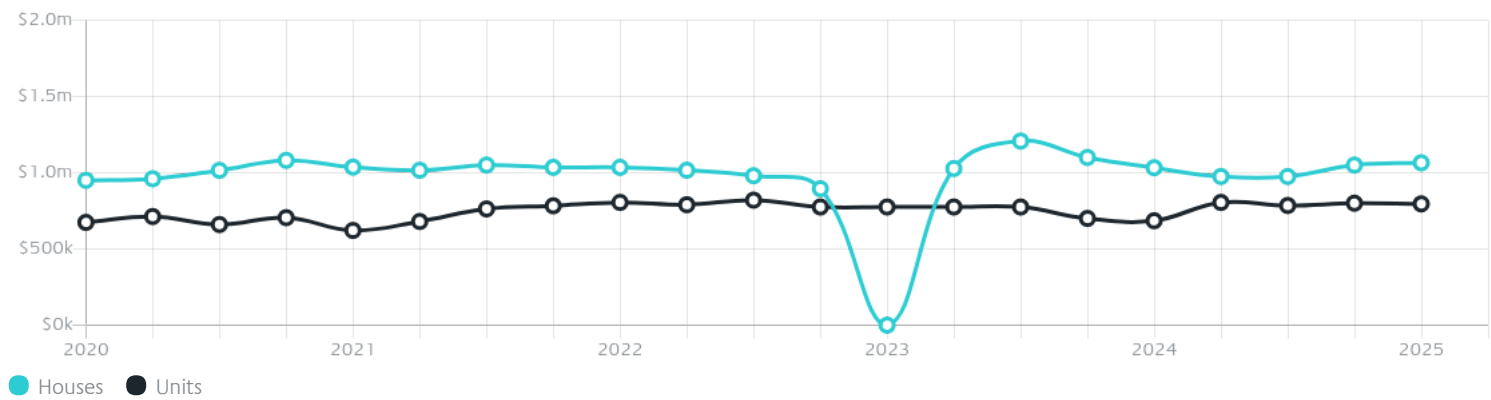
Median

\$796k

Quarterly Price Change

-0.56% ↓

Quarterly Price Change*



Surrounding Suburbs

Median House Sale Price*



Median Unit Sale Price*



Sales Snapshot

Sale Method^{*}



● Auction 50%
● Private 50%

Auction Clearance Rate^{*}

85.71%

Median Days on Market[^]

29 days

Average Hold Period^{*}

7.2 years

Insights

Dwelling Type[^]



● Houses 41% ● Units 59%

Ownership[^]



● Owned Outright 24% ● Mortgaged 42% ● Rented 34%

Population[^]

2,156

Median Asking Rent per week^{*}

\$545

Median Age[^]

37 years

Rental Yield^{*}







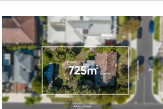





2.86%

Median Household Size[^]













2.3 people

Sold Properties~













Discover a snapshot of the most recent results for this suburb, to view the full 12 months of sales history, please go to jellisraig.com.au/suburbinsights

Address	Bedrooms	Type	Price	Sold
 90 Greene St South Kingsville	2	Townhouse	\$736,000	29 May 2025
 45 Kernot St South Kingsville	4	House	\$1,757,000	17 May 2025
 91 Paxton St South Kingsville	5	House	\$1,610,000	16 May 2025
 4/88 Kernot St South Kingsville	2	Unit	\$520,000	09 May 2025
 74 Paxton St South Kingsville	4	House	\$1,442,500	06 May 2025
 57 Saltley St SOUTH KINGSVILLE	3	House	\$1,050,000	05 May 2025
 49 Vernon St South Kingsville	2	House	\$1,300,000	30 Apr 2025
 54a Greene St South Kingsville	4	House	\$980,000	17 Apr 2025
 6 Moresby St South Kingsville	0	Land	\$520,000	31 Mar 2025
 14/92 New St South Kingsville	2	Strata Unit/Flat	\$769,950	27 Mar 2025
 1/43 New St SOUTH KINGSVILLE	3	Townhouse	\$720,000	25 Feb 2025
 3/37-41 Vernon St SOUTH KINGSVILLE	2	Townhouse	\$913,000	22 Feb 2025

Sold Properties~

Address	Bedrooms	Type	Price	Sold
 3/97 New St South Kingsville	2	Unit	\$380,000	17 Feb 2025
 2/77 Vernon St South Kingsville	1	Strata Unit/Flat	\$490,000	04 Feb 2025
 84a Kernot St South Kingsville	4	Townhouse	\$1,400,000	03 Jan 2025
 1/81 New St South Kingsville	4	Townhouse	\$975,000	19 Dec 2024
 3/83 Stephenson St South Kingsville	4	Townhouse	\$820,000	28 Nov 2024
 34a Truman St South Kingsville	3	House	\$1,050,000	27 Nov 2024
 2/36 Vernon St South Kingsville	3	Townhouse	\$800,000	26 Nov 2024
 20 Moresby St South Kingsville	2	House	\$707,000	23 Nov 2024
 58 Vernon St South Kingsville	4	House	\$1,515,000	21 Nov 2024
 49 Greene St South Kingsville	3	Townhouse	\$960,000	16 Nov 2024
 8 Sutton St South Kingsville	2	House	\$680,000	12 Nov 2024
 64 Watt St South Kingsville	2	House	\$990,000	11 Nov 2024

Sold Properties~

Address	Bedrooms	Type	Price	Sold
 3/10 Brunel St South Kingsville	2	Unit	\$767,000	26 Oct 2024
 84 Saltley St South Kingsville	4	House	\$1,200,000	24 Oct 2024
 87a Paxton St South Kingsville	3	House	\$910,000	18 Oct 2024
 1/96a Saltley St South Kingsville	2	Villa	\$513,000	15 Oct 2024
 26 Aloha St South Kingsville	4	House	\$935,000	14 Oct 2024
 66 Stephenson St South Kingsville	3	House	\$1,310,000	11 Oct 2024
 76 Paxton St South Kingsville	3	House	\$1,200,000	02 Oct 2024
 81 Greene St South Kingsville	4	House	\$1,200,000	30 Sep 2024
 2/178 Blackshaws Rd South Kingsville	3	Townhouse	\$715,000	25 Sep 2024
 78 Truman St South Kingsville	3	House	\$1,220,000	24 Sep 2024
 64 Saltley St South Kingsville	4	Townhouse	\$1,150,000	23 Sep 2024
 1/21 New St South Kingsville	2	Flat/Unit/Apartment	\$655,000	21 Sep 2024



Kensington Office
291 Racecourse Road, Kensington
03 8378 0500

jelliscraig.com.au

Data is current as of PDF generation date 01/06/2025

* Updated Quarterly for the past 12 months

^ Updated daily for the past quarter

~ Updated daily: 33 recent results.

This publication contains data, analytics, statistics and other information supplied by PROPERTYDATAONLINE PTY LTD (PropertyData). The data provided in this publication is of a general nature and should not be construed as specific advice or relied upon in lieu of appropriate professional advice.

PropertyData relies upon data supplied by third parties and while the data is checked and reviewed, PropertyData does not warrant the accuracy or completeness of the information to the full extent permitted by the law and excludes all loss or damage howsoever arising (including through negligence) in connection with the data supplied by PropertyData. The State of Victoria owns the copyright in the Property Sales Data and reproduction of that data in any way without the consent of the State of Victoria will constitute a breach of the Copyright Act 1968 (cth). The State of Victoria does not warrant the accuracy or completeness of the Property Sales Data and any person using or relying upon such information does so on the basis that the State of Victoria accepts no responsibility or liability whatsoever for any errors, faults, defects or omissions in the information supplied.