

# JellisCraig

SOUTH MORANG

## Suburb Report

Know your neighbourhood.



SOUTH MORANG SUBURB REPORT

Median House Price\*

Median

\$790k

Quarterly Price Change

0.00% ↓

Median Unit Price\*

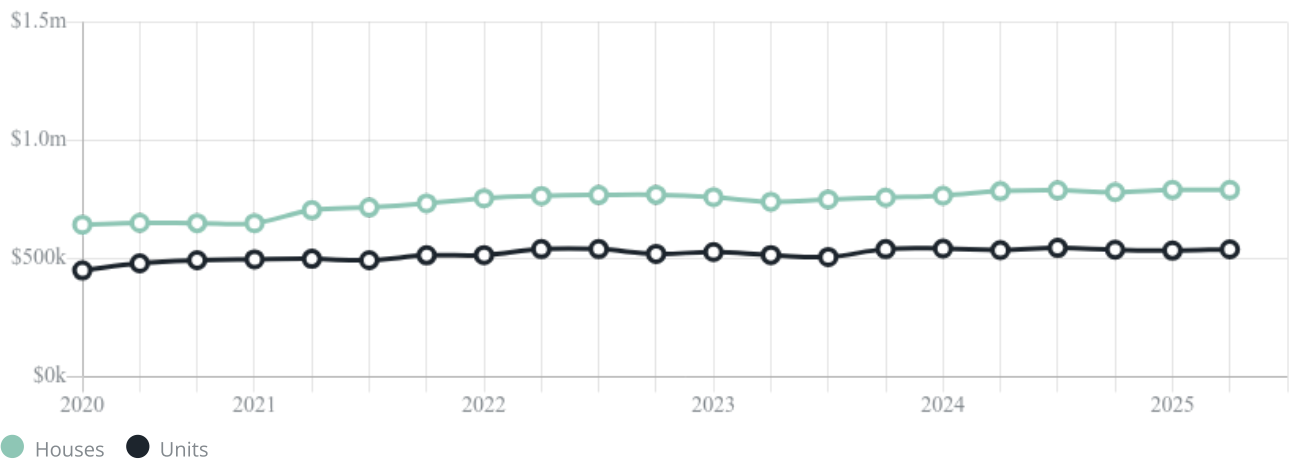
Median

\$539k

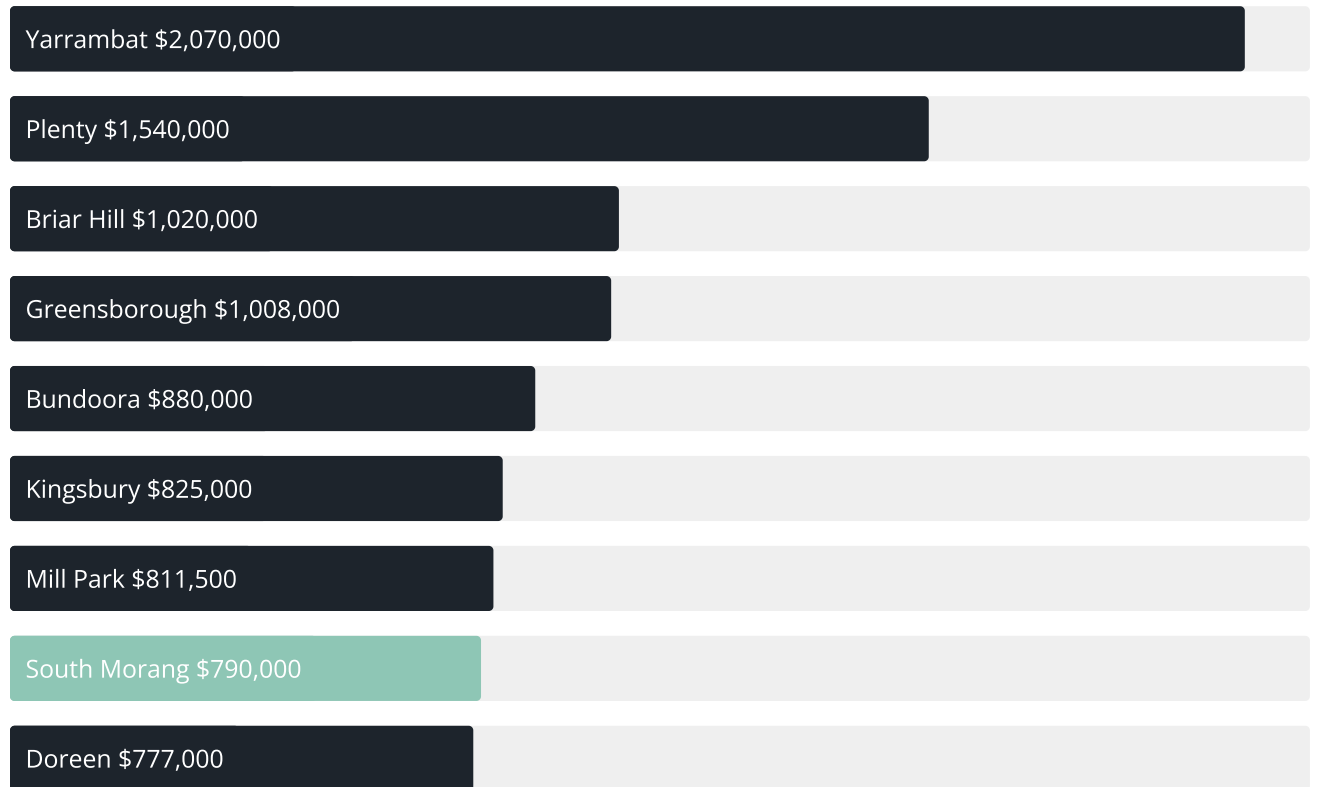
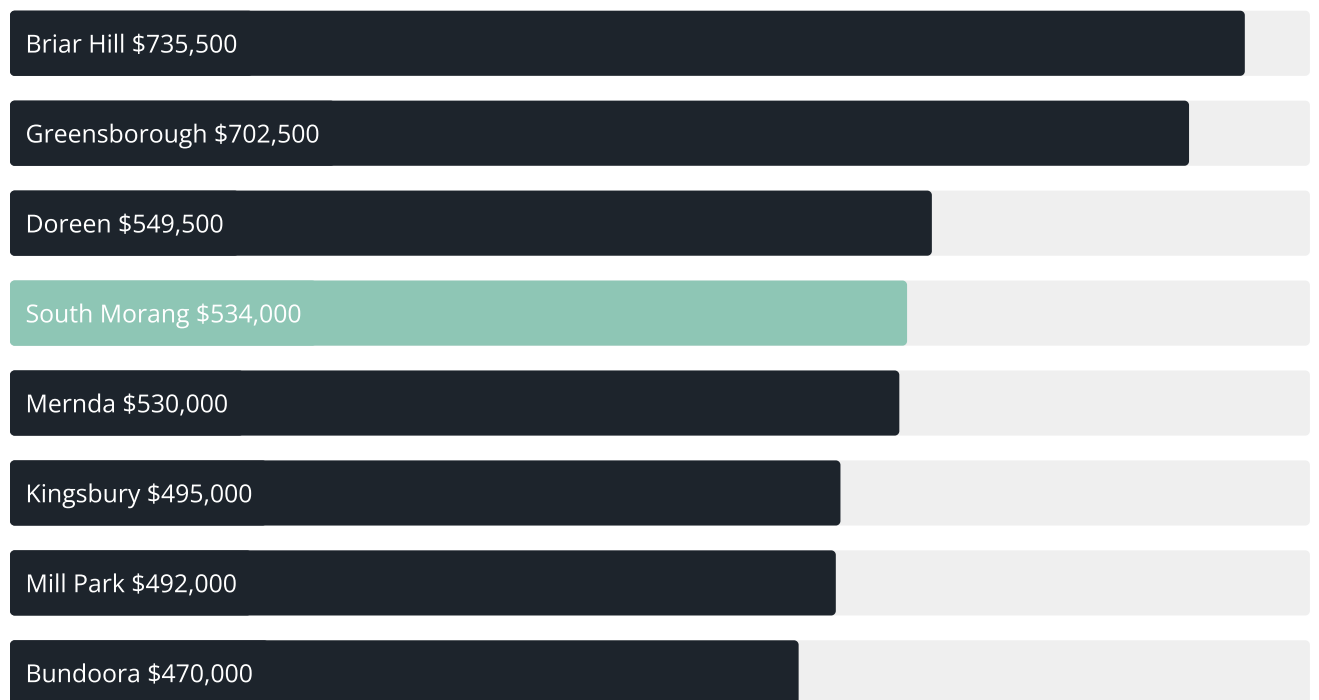
Quarterly Price Change

0.93% ↑

Quarterly Price Change\*



## SOUTH MORANG SUBURB REPORT

Median House Sale Price<sup>\*</sup>Median Unit Sale Price<sup>\*</sup>

## SOUTH MORANG SUBURB REPORT

Sale Method<sup>\*</sup>Auction Clearance Rate<sup>\*</sup>

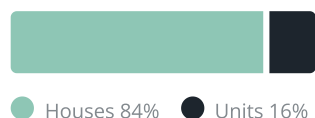
86.89%

Median Days on Market<sup>^</sup>

29 days

Average Hold Period<sup>\*</sup>

8.2 years

Dwelling Type<sup>^</sup>Ownership<sup>^</sup>Population<sup>^</sup>

24,989

Median Asking Rent per week<sup>\*</sup>

\$570

Population Growth<sup>^</sup>

3.86%

Rental Yield<sup>\*</sup>

3.64%

Median Age<sup>^</sup>











36 years

Median Household Size<sup>^</sup>











3 people

## SOUTH MORANG SUBURB REPORT

Discover a snapshot of the most recent results for this suburb, to view the full 12 months of sales history, please go to [jellisicraig.com.au/suburbinsights](https://jellisicraig.com.au/suburbinsights)











Address	Bedrooms	Type	Price	Sold
 7 The Atrium SOUTH MORANG	4	House	\$1,250,500	09 Aug 2025
 6 Poppy Dr South Morang	3	House	\$900,000	09 Aug 2025
 65 Stagecoach Blvd South Morang	4	House	\$795,000	08 Aug 2025
 5 Argent Av South Morang	3	House	\$670,000	06 Aug 2025
 35 Grattan St South Morang	3	House	\$742,000	04 Aug 2025
 2 Yellowstone St South Morang	2	Townhouse	\$510,000	02 Aug 2025
 3/9 Kelvin Gr South Morang	3	Townhouse	\$706,000	02 Aug 2025
 24 Chamonix Pde South Morang	4	House	\$775,000	02 Aug 2025
 5/3 Old Plenty Rd South Morang	2	Townhouse	\$470,000	31 Jul 2025
 66d Gorge Rd South Morang	3	House	\$610,000	29 Jul 2025

## SOUTH MORANG SUBURB REPORT

Address	Bedrooms	Type	Price	Sold
 10a Freshwater Way South Morang	3	House	\$615,000	28 Jul 2025
 12 Chamonix Pde South Morang	3	House	\$710,000	28 Jul 2025
 23 Axa Way South Morang	3	House	\$695,000	26 Jul 2025
 8 Xavier Way South Morang	3	House	\$720,000	26 Jul 2025
 4 Riverside Dr SOUTH MORANG	3	Townhouse	\$565,000	26 Jul 2025
 26 Hutmil Dr South Morang	4	House	\$880,000	22 Jul 2025
 18 The Tce SOUTH MORANG	4	House	\$1,032,000	21 Jul 2025
 12 Lamour Av South Morang	5	House	\$1,060,000	21 Jul 2025
 12 Jade Rise South Morang	4	House	\$1,160,000	19 Jul 2025
 23 Auburn Rd South Morang	4	House	\$1,008,000	19 Jul 2025



## SOUTH MORANG SUBURB REPORT

Address	Bedrooms	Type	Price	Sold
 89 Vincent Dr South Morang	3	House	\$792,000	19 Jul 2025
 62 Cameo Cr South Morang	3	Townhouse	\$550,000	18 Jul 2025
 1 Banksia Way South Morang	2	Townhouse	\$525,250	18 Jul 2025
 10/958 Plenty Rd South Morang	2	Townhouse	\$468,000	17 Jul 2025
 12 Steels Pl South Morang	4	House	\$805,000	16 Jul 2025
 3 Langley Pl South Morang	4	House	\$860,000	16 Jul 2025
 20 Hutmil Dr South Morang	5	House	\$860,000	12 Jul 2025
 43 Visage Dr South Morang	3	House	\$720,000	12 Jul 2025
 7 Hutmil Dr South Morang	5	House	\$1,165,000	11 Jul 2025
 23 Mcarthurs Rd South Morang	4	House	\$850,000	11 Jul 2025



Eltham Office  
1022 Main Road, Eltham  
03 9431 1222

[jellisraig.com.au](http://jellisraig.com.au)

Data is current as of PDF generation date 10/08/2025

\* Updated Quarterly for the past 12 months

^ Updated daily for the past quarter

~ Updated daily: 33 recent results.

This publication contains data, analytics, statistics and other information supplied by PROPERTYDATAONLINE PTY LTD (PropertyData). The data provided in this publication is of a general nature and should not be construed as specific advice or relied upon in lieu of appropriate professional advice.

PropertyData relies upon data supplied by third parties and while the data is checked and reviewed, PropertyData does not warrant the accuracy or completeness of the information to the full extent permitted by the law and excludes all loss or damage howsoever arising (including through negligence) in connection with the data supplied by PropertyData. The State of Victoria owns the copyright in the Property Sales Data and reproduction of that data in any way without the consent of the State of Victoria will constitute a breach of the Copyright Act 1968 (cth). The State of Victoria does not warrant the accuracy or completeness of the Property Sales Data and any person using or relying upon such information does so on the basis that the State of Victoria accepts no responsibility or liability whatsoever for any errors, faults, defects or omissions in the information supplied.