

Suburb **INSIGHTS**

3752
SOUTH MORANG



Data that shapes your suburb.

**Jellis
Craig**

Property Prices

Median House Price*

Median

\$788k

Quarterly Price Change

0.36% ↑

Median Unit Price*

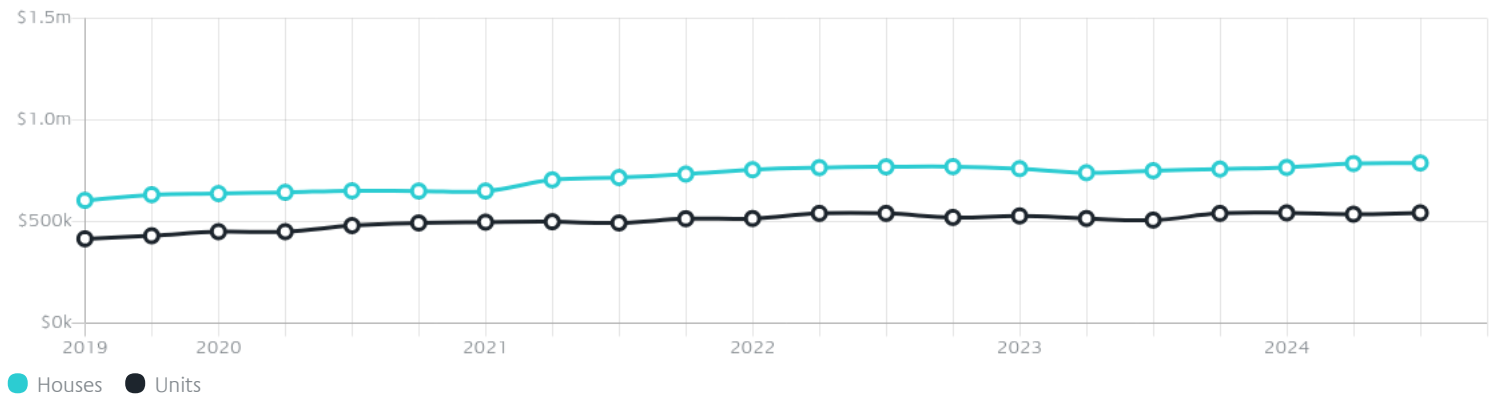
Median

\$543k

Quarterly Price Change

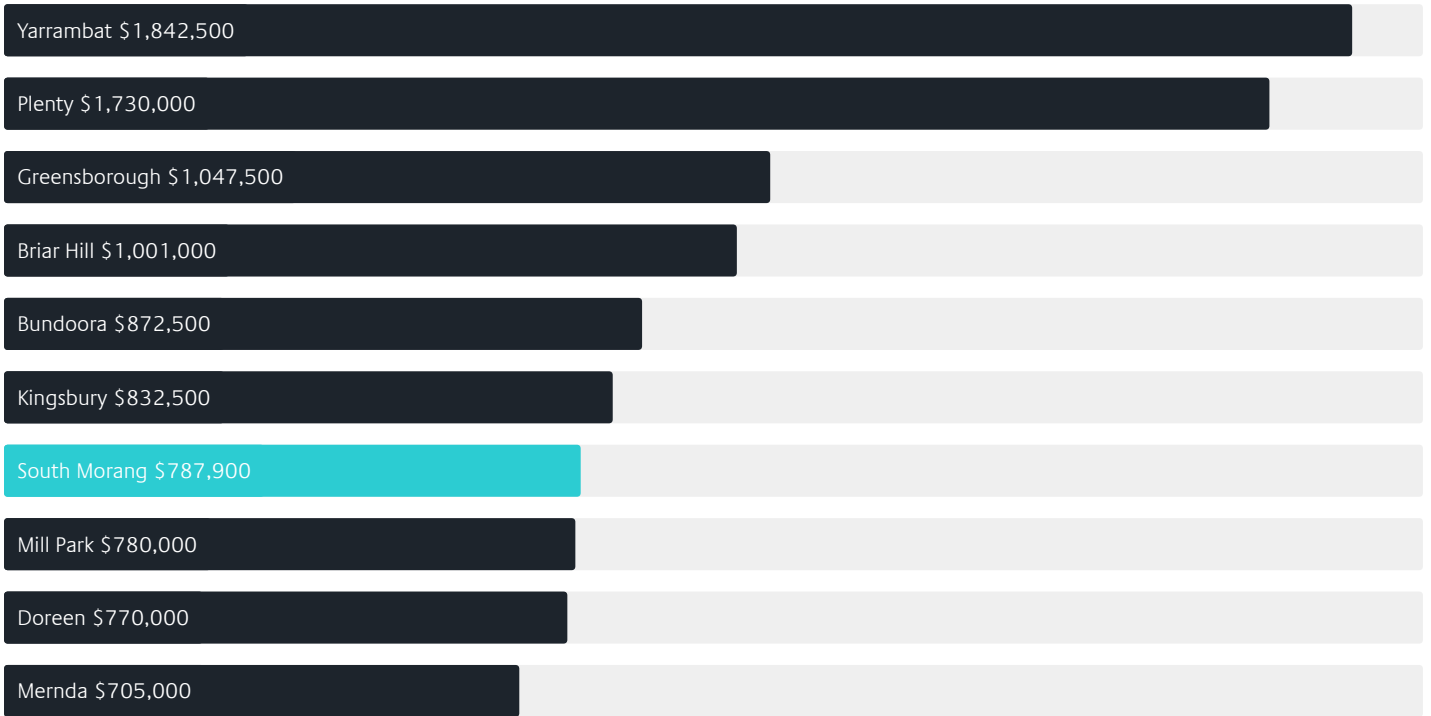
1.21% ↑

Quarterly Price Change*

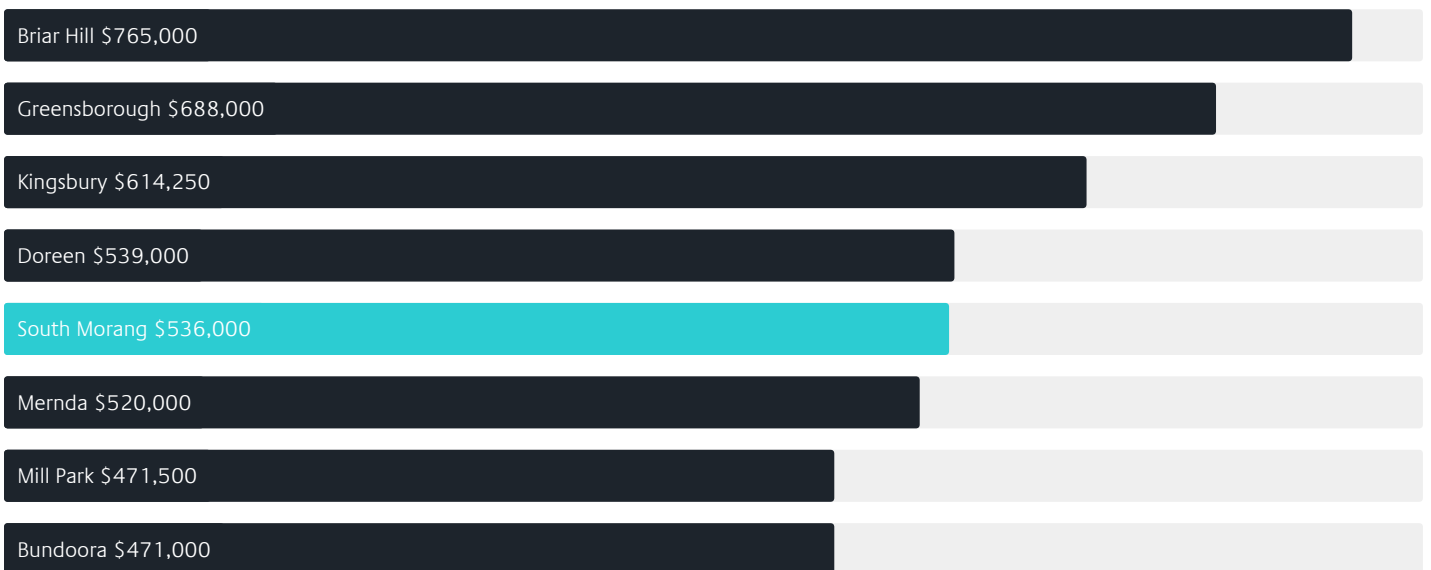


Surrounding Suburbs

Median House Sale Price*



Median Unit Sale Price*



Sales Snapshot

Sale Method*



● Auction 69%
● Private 31%

Auction Clearance Rate*

73.13%

Median Days on Market^

28 days

Average Hold Period*

8.2 years

Insights

Dwelling Type^



● Houses 84% ● Units 16%

Ownership*



● Owned Outright 25% ● Mortgaged 56% ● Rented 19%

Population^

24,989

Median Asking Rent per week*

\$550

Population Growth^

3.86%

Rental Yield*

3.64%

Median Age^













36 years

Median Household Size^













3 people

Sold Properties~













Discover a snapshot of the most recent results for this suburb, to view the full 12 months of sales history, please go to jellisraig.com.au/suburbinsights

Address	Bedrooms	Type	Price	Sold
 86 Gordons Rd South Morang	4	House	\$940,000	30 Nov 2024
 60 John Ryan Dr South Morang	3	House	\$825,500	30 Nov 2024
 2 Domain Tce South Morang	4	House	\$722,000	28 Nov 2024
 22 Lanata St South Morang	4	House	\$809,000	27 Nov 2024
 4/160 Gordons Rd South Morang	2	House	\$485,000	26 Nov 2024
 45 Yellowstone St South Morang	2	Townhouse	\$437,500	23 Nov 2024
 39 Vincent Dr South Morang	3	House	\$600,000	23 Nov 2024
 17 Red Oaks Way South Morang	4	House	\$850,000	22 Nov 2024
 3 Shapiro Rise South Morang	4	House	\$930,000	21 Nov 2024
 26 Coachman Way South Morang	3	House	\$700,000	19 Nov 2024
 14 Branch St South Morang	3	Townhouse	\$555,000	16 Nov 2024
 27 Tiffany Gr South Morang	4	House	\$770,000	16 Nov 2024

Sold Properties~

Address	Bedrooms	Type	Price	Sold
 28 Yellowbox Av South Morang	4	House	\$835,000	16 Nov 2024
 14 Cobb St South Morang	4	House	\$840,000	11 Nov 2024
 6 Mercury Cirt South Morang	4	House	\$1,220,000	10 Nov 2024
 2 Jezwing Av South Morang	4	House	\$1,000,000	09 Nov 2024
 125 Stagecoach Blvd South Morang	4	House	\$880,500	09 Nov 2024
 14 Kinkora Cr South Morang	3	House	\$835,000	09 Nov 2024
 18 Kipping Rise SOUTH MORANG	5	House	\$950,000	09 Nov 2024
 12 Bergamot Way South Morang	3	House	\$715,000	09 Nov 2024
 47 Capri Cl South Morang	3	House	\$665,000	09 Nov 2024
 8 Lister St South Morang	4	House	\$758,000	09 Nov 2024
 5/792 Plenty Rd South Morang	2	Unit	\$302,000	09 Nov 2024
 4/25 Kumara Cirt South Morang	2	House	\$495,000	07 Nov 2024

Sold Properties~

Address	Bedrooms	Type	Price	Sold
 16 Methven Av South Morang	4	House	\$765,000	05 Nov 2024
 41 Rolain Av South Morang	3	House	\$680,000	30 Oct 2024
 17 Carinya Cr South Morang	3	House	\$666,000	26 Oct 2024
 25 Anchorage Dr South Morang	3	Townhouse	\$550,000	26 Oct 2024
 12 Tuross Cr South Morang	4	House	\$805,500	26 Oct 2024
 9 Conelly Way South Morang	4	House	\$896,000	25 Oct 2024
 78 Reid St South Morang	3	House	\$725,000	19 Oct 2024
 1 Saville Pl South Morang	4	House	\$741,000	19 Oct 2024
 9 Diamonde Rise South Morang	5	House	\$1,381,000	19 Oct 2024
 40 Teatree Dr SOUTH MORANG	3	House	\$700,000	19 Oct 2024
 11 Stilford St South Morang	3	House	\$605,500	18 Oct 2024
 1 / 1 Vangelica Way South Morang	1	Unit	\$340,000	14 Oct 2024



Eltham Office
1022 Main Road, Eltham
03 9431 1222

jelliscraig.com.au

Data is current as of PDF generation date 01/12/2024

* Updated Quarterly for the past 12 months

^ Updated daily for the past quarter

~ Updated daily: 33 recent results.

This publication contains data, analytics, statistics and other information supplied by PROPERTYDATAONLINE PTY LTD (PropertyData). The data provided in this publication is of a general nature and should not be construed as specific advice or relied upon in lieu of appropriate professional advice.

PropertyData relies upon data supplied by third parties and while the data is checked and reviewed, PropertyData does not warrant the accuracy or completeness of the information to the full extent permitted by the law and excludes all loss or damage howsoever arising (including through negligence) in connection with the data supplied by PropertyData. The State of Victoria owns the copyright in the Property Sales Data and reproduction of that data in any way without the consent of the State of Victoria will constitute a breach of the Copyright Act 1968 (cth). The State of Victoria does not warrant the accuracy or completeness of the Property Sales Data and any person using or relying upon such information does so on the basis that the State of Victoria accepts no responsibility or liability whatsoever for any errors, faults, defects or omissions in the information supplied.