

Suburb Report

Know your neighbourhood.



Property Prices

Median House Price*

Median

\$785k

Quarterly Price Change

-0.48% ↓

Median Unit Price*

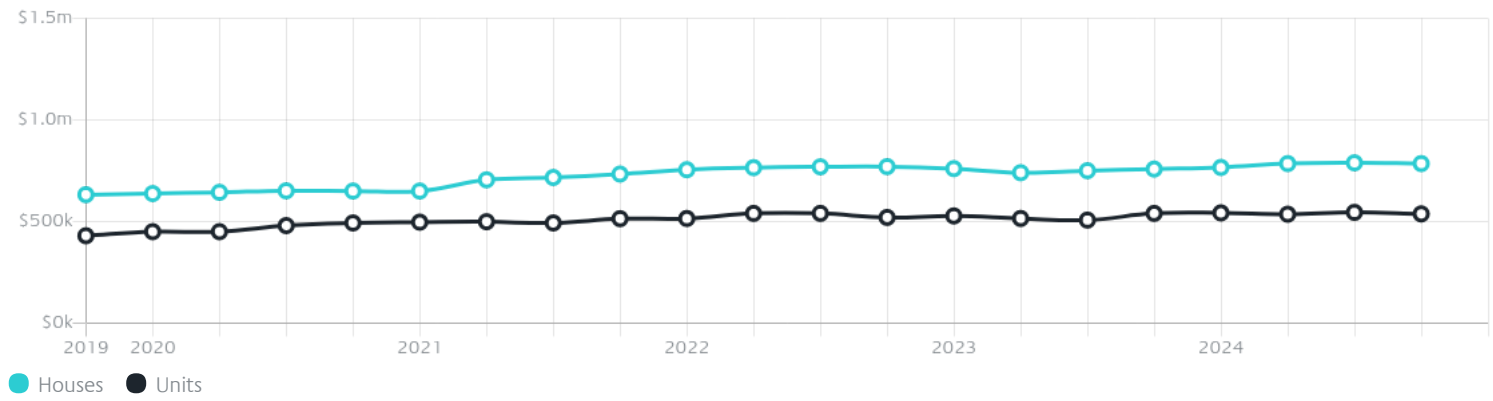
Median

\$538k

Quarterly Price Change

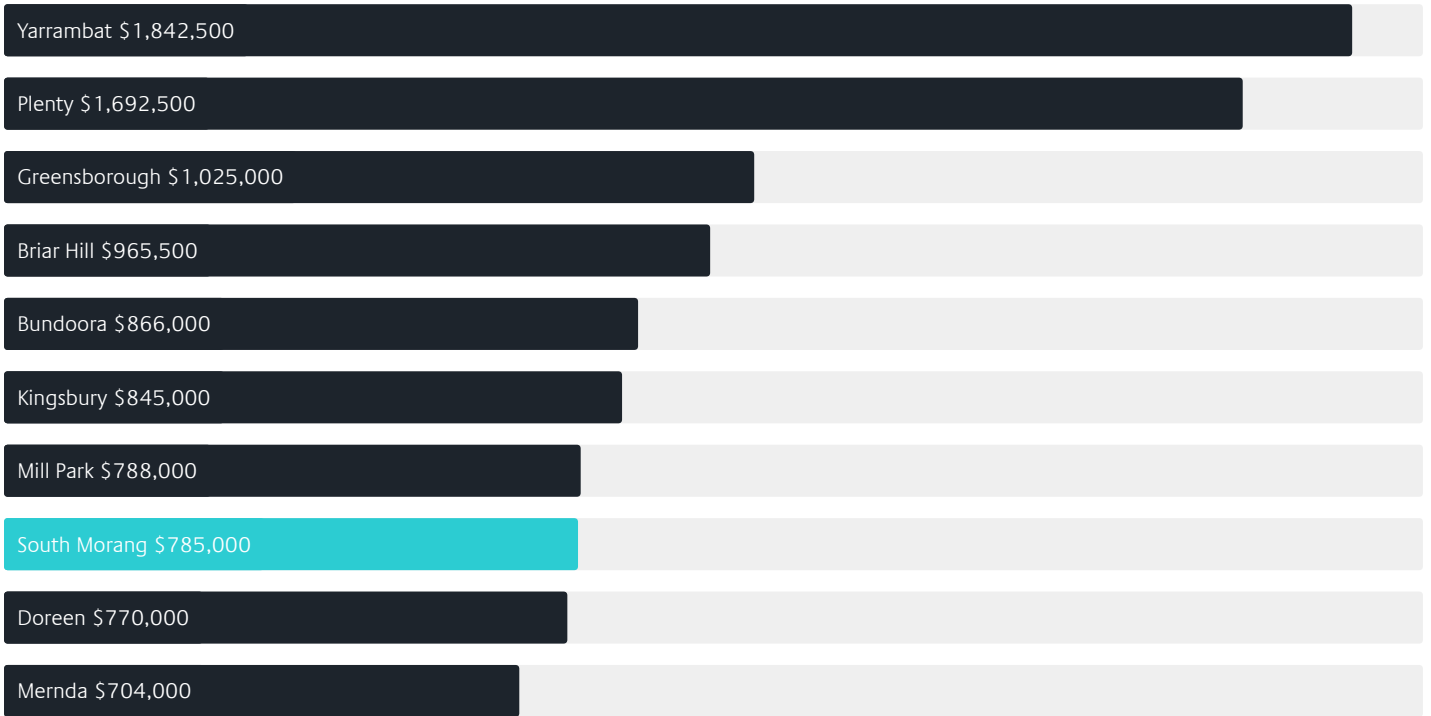
-1.37% ↓

Quarterly Price Change*



Surrounding Suburbs

Median House Sale Price*



Median Unit Sale Price*



Sales Snapshot

Sale Method^{*}



● Auction 65%
● Private 35%

Auction Clearance Rate^{*}

79.59%

Median Days on Market[^]

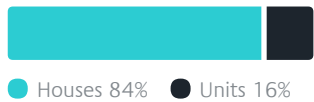
28 days

Average Hold Period^{*}

8.2 years

Insights

Dwelling Type[^]



Ownership[^]



Population[^]

24,989

Median Asking Rent per week^{*}

\$560

Population Growth[^]

3.86%

Rental Yield^{*}

3.64%

Median Age[^]













36 years

Median Household Size[^]













3 people

Sold Properties~













Discover a snapshot of the most recent results for this suburb, to view the full 12 months of sales history, please go to jellisraig.com.au/suburbinsights

Address	Bedrooms	Type	Price	Sold
 44 Mount Eccles Way South Morang	4	House	\$752,000	20 Jan 2025
 3 Newell St South Morang	4	House	\$657,000	11 Jan 2025
 36 Gabriel Tce South Morang	3	House	\$780,000	23 Dec 2024
 34 Lazar Gr South Morang	4	House	\$720,500	23 Dec 2024
 6 Gumvine La South Morang	3	Townhouse	\$650,000	23 Dec 2024
 12 Meridian Dr South Morang	5	House	\$747,000	21 Dec 2024
 37 Alain Av South Morang	5	House	\$1,165,000	21 Dec 2024
 12/200 Gordons Rd South Morang	3	Townhouse	\$540,000	17 Dec 2024
 61 Bushmans Way South Morang	3	House	\$659,000	16 Dec 2024
 34 The Lakes Blvd South Morang	2	House	\$505,000	16 Dec 2024
 23 Evergreen Dr South Morang	4	House	\$867,000	14 Dec 2024
 6 Sorrel Ct South Morang	5	House	\$1,670,000	14 Dec 2024

Sold Properties~

Address	Bedrooms	Type	Price	Sold
 16 Kelvin Gr South Morang	3	House	\$640,000	14 Dec 2024
 22 Featherpark Tce South Morang	3	House	\$727,000	14 Dec 2024
 2 Cassowary Rd South Morang	3	House	\$760,000	13 Dec 2024
 16 Auburn Rd South Morang	3	House	\$700,000	09 Dec 2024
 1 Outcrop Cr South Morang	4	House	\$910,000	07 Dec 2024
 11 Outcrop Cr South Morang	4	House	\$785,000	07 Dec 2024
 19 Fuschia Gr South Morang	3	House	\$1,338,000	07 Dec 2024
 16 Bracken Way South Morang	4	House	\$675,000	07 Dec 2024
 23 Birdseye Pde South Morang	4	House	\$967,000	07 Dec 2024
 2 Sorrel Ct South Morang	4	House	\$957,000	07 Dec 2024
 16 Newell St South Morang	3	House	\$598,000	05 Dec 2024
 8 Mallard Mews South Morang	4	Townhouse	\$690,000	02 Dec 2024

Sold Properties~

Address	Bedrooms	Type	Price	Sold
 10 Cockatoo Cl South Morang	2	House	\$558,000	01 Dec 2024
 28 Corymbia Gr South Morang	4	House	\$760,000	30 Nov 2024
 60 John Ryan Dr South Morang	3	House	\$825,500	30 Nov 2024
 86 Gordons Rd South Morang	6	House	\$940,000	30 Nov 2024
 2 Domain Tce South Morang	4	House	\$722,000	28 Nov 2024
 22 Lanata St South Morang	4	House	\$809,000	27 Nov 2024
 4/ 160 Gordons Rd South Morang	2	House	\$485,000	26 Nov 2024
 5/20 Leonie Cl South Morang	2	Unit	\$480,000	25 Nov 2024
 45 Yellowstone St South Morang	2	Townhouse	\$437,500	23 Nov 2024
 39 Vincent Dr South Morang	3	House	\$600,000	23 Nov 2024
 17 Red Oaks Way South Morang	4	House	\$850,000	22 Nov 2024
 3 Shapiro Rise South Morang	4	House	\$930,000	21 Nov 2024



Eltham Office
1022 Main Road, Eltham
03 9431 1222

jellisraig.com.au

Data is current as of PDF generation date 20/01/2025

* Updated Quarterly for the past 12 months

^ Updated daily for the past quarter

~ Updated daily: 33 recent results.

This publication contains data, analytics, statistics and other information supplied by PROPERTYDATAONLINE PTY LTD (PropertyData). The data provided in this publication is of a general nature and should not be construed as specific advice or relied upon in lieu of appropriate professional advice.

PropertyData relies upon data supplied by third parties and while the data is checked and reviewed, PropertyData does not warrant the accuracy or completeness of the information to the full extent permitted by the law and excludes all loss or damage howsoever arising (including through negligence) in connection with the data supplied by PropertyData. The State of Victoria owns the copyright in the Property Sales Data and reproduction of that data in any way without the consent of the State of Victoria will constitute a breach of the Copyright Act 1968 (cth). The State of Victoria does not warrant the accuracy or completeness of the Property Sales Data and any person using or relying upon such information does so on the basis that the State of Victoria accepts no responsibility or liability whatsoever for any errors, faults, defects or omissions in the information supplied.