

Suburb Report

Know your neighbourhood.



Property Prices

Median House Price*

Median

\$788k

Quarterly Price Change

0.84% ↑

Median Unit Price*

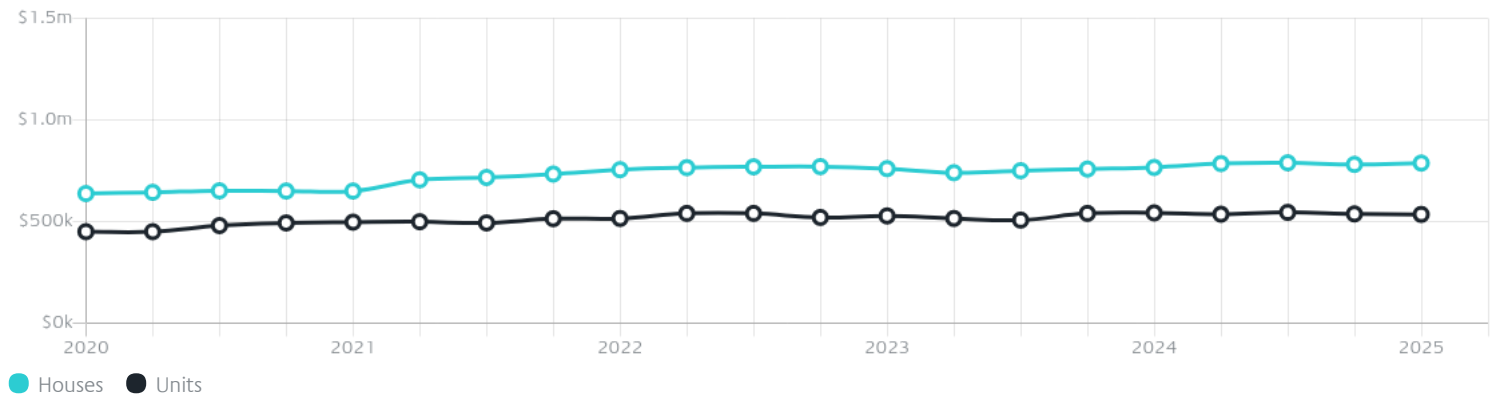
Median

\$535k

Quarterly Price Change

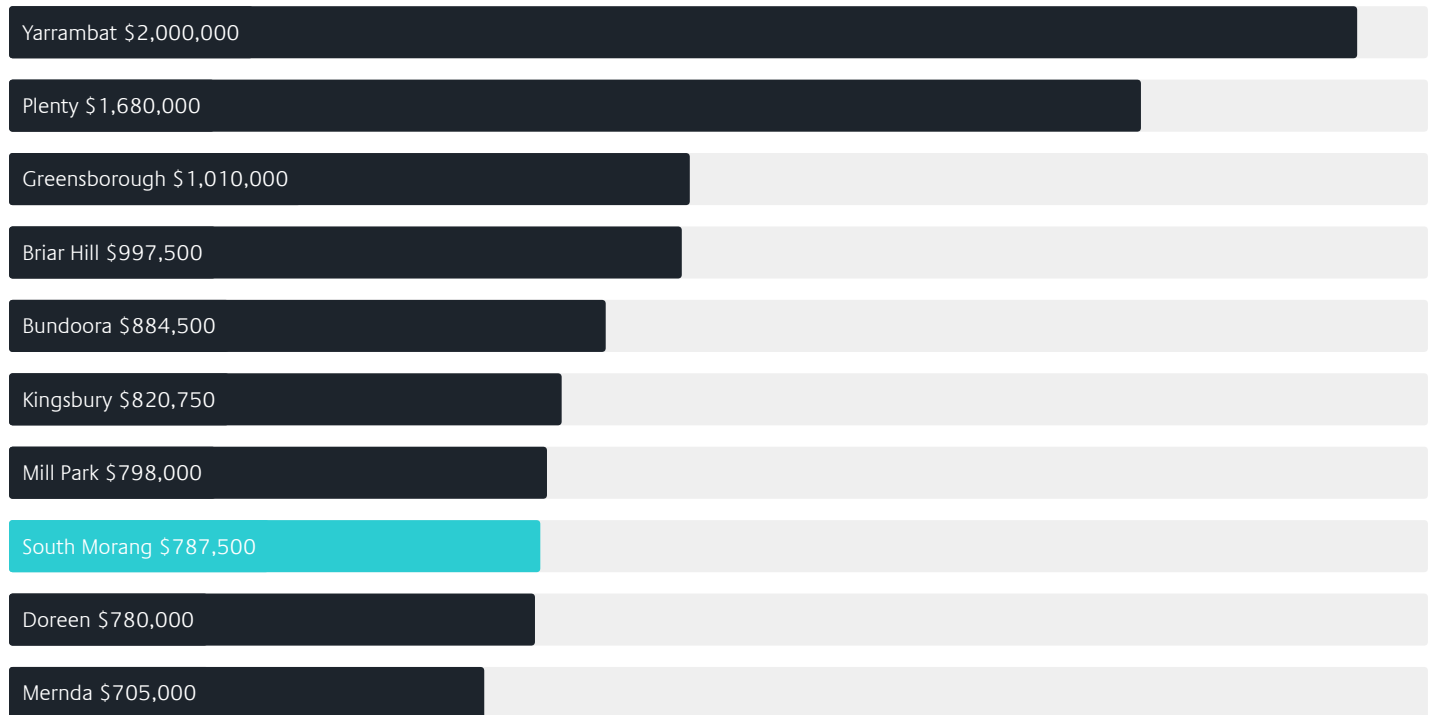
-0.46% ↓

Quarterly Price Change*

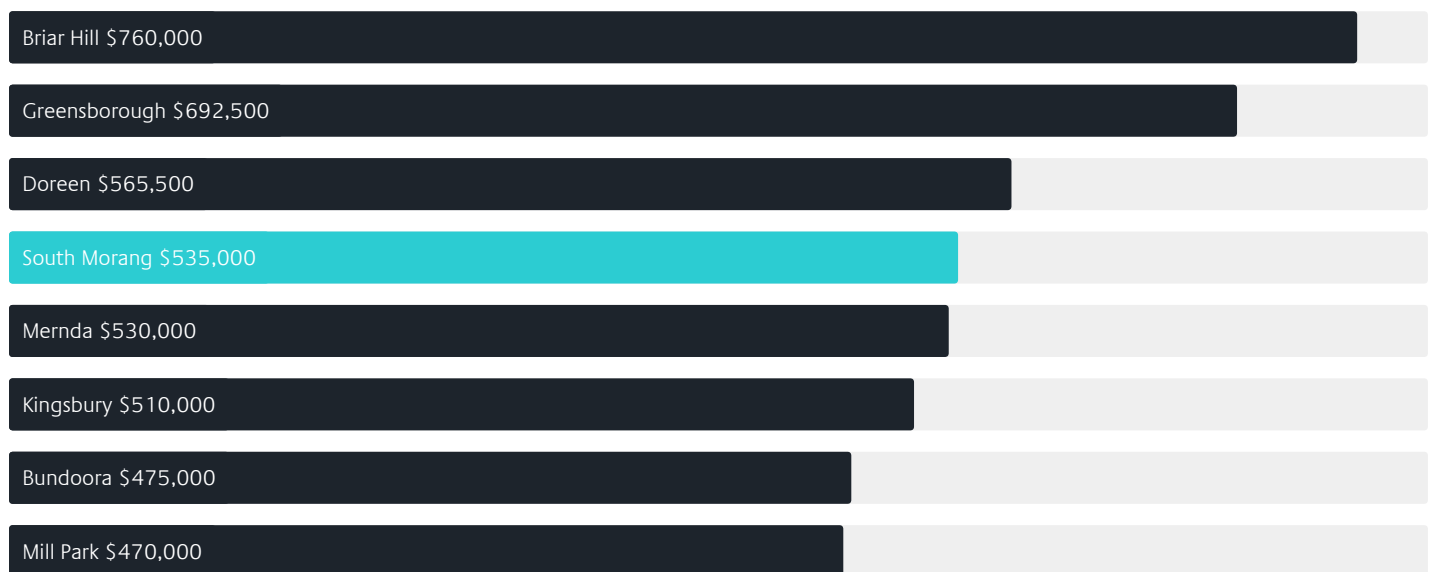


Surrounding Suburbs

Median House Sale Price*



Median Unit Sale Price*



Sales Snapshot

Sale Method^{*}



● Auction 64%
● Private 36%

Auction Clearance Rate^{*}

83.82%

Median Days on Market[^]

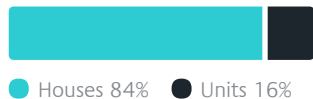
29 days

Average Hold Period^{*}

8.2 years

Insights

Dwelling Type[^]



● Houses 84% ● Units 16%

Ownership[^]



● Owned Outright 25% ● Mortgaged 56% ● Rented 19%

Population[^]

24,989

Median Asking Rent per week^{*}

\$570

Population Growth[^]

3.86%

Rental Yield^{*}

3.64%

Median Age[^]













36 years

Median Household Size[^]













3 people

Sold Properties~













Discover a snapshot of the most recent results for this suburb, to view the full 12 months of sales history, please go to jellisicraig.com.au/suburbinsights

| Address | Bedrooms | Type | Price | Sold |
|---|----------|-----------|-------------|-------------|
|  224 The Lakes Blvd South Morang | 3 | House | \$565,000 | 31 May 2025 |
|  29 Stanley Jones Dr South Morang | 2 | House | \$575,000 | 31 May 2025 |
|  15 Payne PL South Morang | 4 | House | \$810,000 | 31 May 2025 |
|  10 Mallard Mews South Morang | 3 | House | \$671,000 | 31 May 2025 |
|  55 Vista Way South Morang | 4 | House | \$958,000 | 31 May 2025 |
|  24 Applegum Dr South Morang | 4 | House | \$1,062,000 | 31 May 2025 |
|  3/188 Gordons Rd South Morang | 2 | Townhouse | \$475,000 | 28 May 2025 |
|  2/18 Old Plenty Rd SOUTH MORANG | 3 | Unit | \$555,250 | 28 May 2025 |
|  1/18 Harmony Dr South Morang | 3 | House | \$1,201,000 | 24 May 2025 |
|  45 Panton Gap Dr South Morang | 4 | House | \$1,042,000 | 24 May 2025 |
|  2 Rockbank Ct South Morang | 4 | House | \$1,072,000 | 24 May 2025 |
|  4 St Elmo Pl South Morang | 4 | House | \$922,000 | 24 May 2025 |

Sold Properties~

| Address | Bedrooms | Type | Price | Sold |
|--|----------|-----------|-------------|-------------|
|  37 Astair Av South Morang | 4 | House | \$800,000 | 24 May 2025 |
|  92 Trinity Way South Morang | 4 | House | \$1,000,000 | 24 May 2025 |
|  8 Turner Ct South Morang | 3 | House | \$795,000 | 22 May 2025 |
|  21 Vautier Pl SOUTH MORANG | 3 | House | \$660,000 | 19 May 2025 |
|  16 Serenity Way South Morang | 3 | House | \$485,000 | 17 May 2025 |
|  13 Bushlark Way South Morang | 3 | House | \$826,000 | 17 May 2025 |
|  2 Deliza Wlk South Morang | 3 | House | \$615,500 | 17 May 2025 |
|  13 Cecil Ct South Morang | 4 | House | \$960,000 | 17 May 2025 |
|  9 Cockatoo Cl South Morang | 3 | House | \$590,000 | 12 May 2025 |
|  17 Yellowstone St South Morang | 2 | Townhouse | \$565,000 | 11 May 2025 |
|  11 Hawkstowe Pde South Morang | 4 | House | \$950,000 | 10 May 2025 |
|  14 Dixon Creek Dr South Morang | 4 | House | \$938,000 | 07 May 2025 |

Sold Properties~

| Address | Bedrooms | Type | Price | Sold |
|--|----------|-----------|-----------|-------------|
|  35 Pace Cirt South Morang | 3 | Townhouse | \$495,000 | 05 May 2025 |
|  38 Mirrabucca Prm South Morang | 4 | House | \$775,000 | 03 May 2025 |
|  4 Kingfisher Pl South Morang | 4 | House | \$837,000 | 03 May 2025 |
|  9 Masked Owl Rd South Morang | 4 | House | \$948,000 | 03 May 2025 |
|  12 Warbler Wlk South Morang | 5 | House | \$950,000 | 30 Apr 2025 |
|  3 St Martins Pl South Morang | 3 | House | \$848,000 | 26 Apr 2025 |
|  52 Stafford Rd South Morang | 4 | House | \$860,000 | 26 Apr 2025 |
|  4 Woodoak St South Morang | 3 | House | \$641,000 | 26 Apr 2025 |
|  4 Jezwing Av South Morang | 4 | House | \$788,000 | 26 Apr 2025 |
|  17 Amcury St South Morang | 3 | House | \$745,000 | 24 Apr 2025 |
|  49 Cameo Cr South Morang | 2 | Townhouse | \$480,000 | 24 Apr 2025 |
|  34 Bracken Way South Morang | 4 | House | \$760,000 | 23 Apr 2025 |



Eltham Office
1022 Main Road, Eltham
03 9431 1222

jelliscraig.com.au

Data is current as of PDF generation date 01/06/2025

* Updated Quarterly for the past 12 months

^ Updated daily for the past quarter

~ Updated daily: 33 recent results.

This publication contains data, analytics, statistics and other information supplied by PROPERTYDATAONLINE PTY LTD (PropertyData). The data provided in this publication is of a general nature and should not be construed as specific advice or relied upon in lieu of appropriate professional advice.

PropertyData relies upon data supplied by third parties and while the data is checked and reviewed, PropertyData does not warrant the accuracy or completeness of the information to the full extent permitted by the law and excludes all loss or damage howsoever arising (including through negligence) in connection with the data supplied by PropertyData. The State of Victoria owns the copyright in the Property Sales Data and reproduction of that data in any way without the consent of the State of Victoria will constitute a breach of the Copyright Act 1968 (cth). The State of Victoria does not warrant the accuracy or completeness of the Property Sales Data and any person using or relying upon such information does so on the basis that the State of Victoria accepts no responsibility or liability whatsoever for any errors, faults, defects or omissions in the information supplied.