

JellisCraig

SOUTH MORANG

Suburb Report

Know your neighbourhood.



SOUTH MORANG SUBURB REPORT

Median House Price*

Median

\$790k

Quarterly Price Change

0.00% ↓

Median Unit Price*

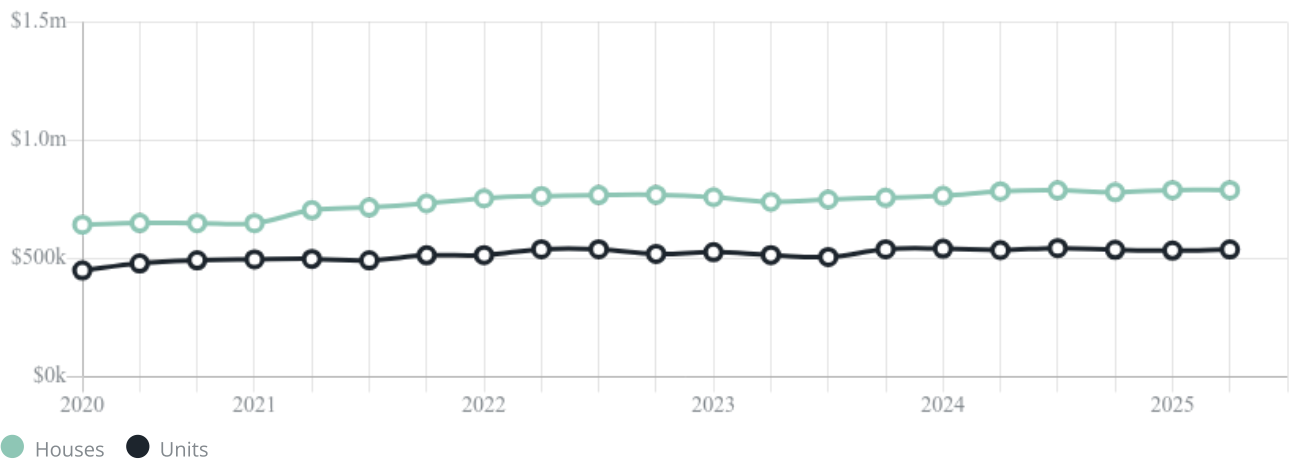
Median

\$539k

Quarterly Price Change

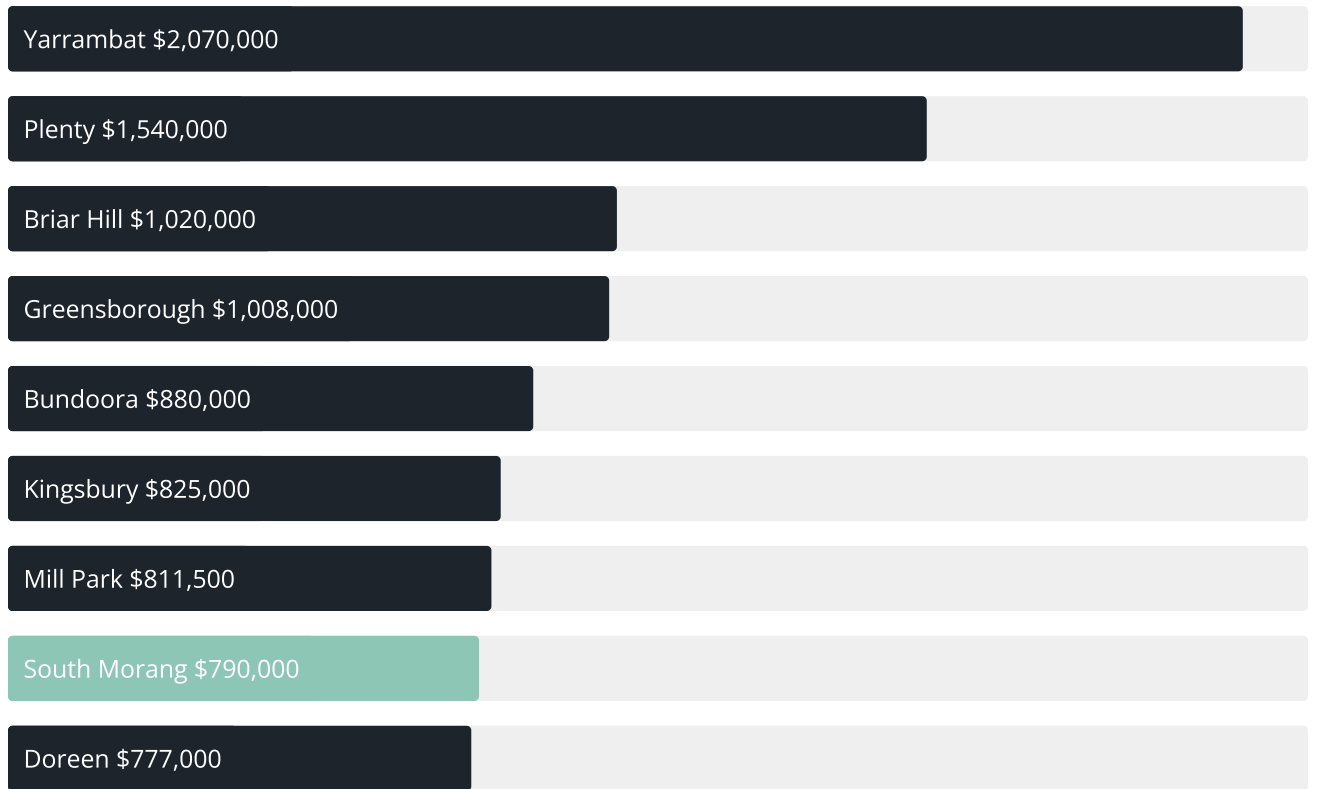
0.93% ↑

Quarterly Price Change*

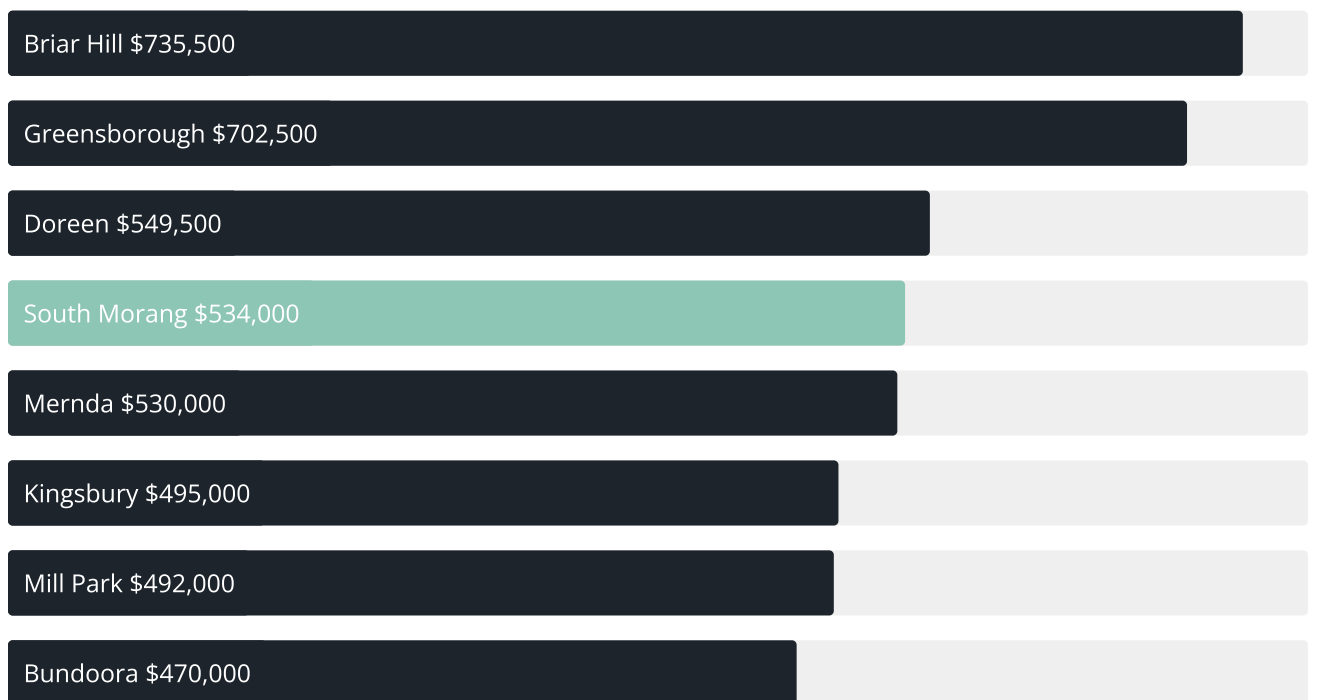


SOUTH MORANG SUBURB REPORT

Median House Sale Price*



Median Unit Sale Price*



SOUTH MORANG SUBURB REPORT

Sale Method^{*}Auction Clearance Rate^{*}

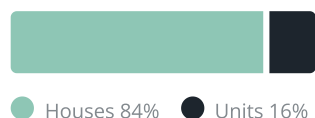
88.14%

Median Days on Market[^]

27 days

Average Hold Period^{*}

8.2 years

Dwelling Type[^]Ownership[^]Population[^]

24,989

Median Asking Rent per week^{*}

\$570

Population Growth[^]

3.86%

Rental Yield^{*}

3.64%

Median Age[^]











36 years

Median Household Size[^]











3 people

SOUTH MORANG SUBURB REPORT











Discover a snapshot of the most recent results for this suburb, to view the full 12 months of sales history, please go to jellisraig.com.au/suburbinsights

Address	Bedrooms	Type	Price	Sold
 39 Honeyeater Tce South Morang	4	House	\$910,000	30 Aug 2025
 2/51 Reid St South Morang	2	Unit	\$570,000	30 Aug 2025
 4/27 Kumara Cirt South Morang	2	Townhouse	\$525,000	30 Aug 2025
 28 Greenhaven Gdns South Morang	3	Townhouse	\$655,000	30 Aug 2025
 365 Gordons Rd SOUTH MORANG	4	House	\$1,690,000	30 Aug 2025
 4/22 Old Plenty Rd South Morang	3	Townhouse	\$608,500	30 Aug 2025
 5 Tuross Cr South Morang	4	House	\$800,000	29 Aug 2025
 197 The Lakes Blvd South Morang	4	House	\$855,500	23 Aug 2025
 12 Nivea Tce South Morang	3	House	\$694,000	23 Aug 2025
 16 Trinity Way South Morang	4	House	\$757,000	23 Aug 2025

SOUTH MORANG SUBURB REPORT

Address	Bedrooms	Type	Price	Sold
 103 Vincent Dr South Morang	4	House	\$851,000	23 Aug 2025
 17/958 Plenty Rd South Morang	2	Townhouse	\$507,000	23 Aug 2025
 1/19 Kelvin Gr South Morang	3	House	\$697,000	21 Aug 2025
 6 Twin River Dr SOUTH MORANG	3	House	\$835,000	17 Aug 2025
 11/74 Thomas St South Morang	2	House	\$600,000	16 Aug 2025
 4 Valley View Ct South Morang	4	House	\$875,000	16 Aug 2025
 26 Jolly Tce South Morang	4	House	\$1,030,000	16 Aug 2025
 2/10 Kelvin Gr South Morang	3	Townhouse	\$615,000	16 Aug 2025
 7 Haven Cl South Morang	3	House	\$710,000	14 Aug 2025
 7 The Atrium SOUTH MORANG	4	House	\$1,250,500	09 Aug 2025

SOUTH MORANG SUBURB REPORT

Address	Bedrooms	Type	Price	Sold
 6 Poppy Dr South Morang	3	House	\$900,000	09 Aug 2025
 112 Williamsons Rd South Morang	3	House	\$820,000	09 Aug 2025
 6 Fitzgerald Dr South Morang	4	House	\$800,000	08 Aug 2025
 65 Stagecoach Blvd South Morang	4	House	\$795,000	08 Aug 2025
 5 Argent Av South Morang	3	House	\$670,000	06 Aug 2025
 35 Grattan St South Morang	3	House	\$742,000	04 Aug 2025
 2 Yellowstone St South Morang	2	Townhouse	\$510,000	02 Aug 2025
 3/9 Kelvin Gr South Morang	3	Townhouse	\$706,000	02 Aug 2025
 24 Chamonix Pde South Morang	4	House	\$775,000	02 Aug 2025
 5/3 Old Plenty Rd South Morang	2	Townhouse	\$470,000	31 Jul 2025



Eltham Office
1022 Main Road, Eltham
03 9431 1222

jellisraig.com.au

Data is current as of PDF generation date 01/09/2025

* Updated Quarterly for the past 12 months

^ Updated daily for the past quarter

~ Updated daily: 33 recent results.

This publication contains data, analytics, statistics and other information supplied by PROPERTYDATAONLINE PTY LTD (PropertyData). The data provided in this publication is of a general nature and should not be construed as specific advice or relied upon in lieu of appropriate professional advice.

PropertyData relies upon data supplied by third parties and while the data is checked and reviewed, PropertyData does not warrant the accuracy or completeness of the information to the full extent permitted by the law and excludes all loss or damage howsoever arising (including through negligence) in connection with the data supplied by PropertyData. The State of Victoria owns the copyright in the Property Sales Data and reproduction of that data in any way without the consent of the State of Victoria will constitute a breach of the Copyright Act 1968 (cth). The State of Victoria does not warrant the accuracy or completeness of the Property Sales Data and any person using or relying upon such information does so on the basis that the State of Victoria accepts no responsibility or liability whatsoever for any errors, faults, defects or omissions in the information supplied.